

LIGE FV13-B (gray silicone + orange silicone)

LIGE Military Smart Watch FV13-B User Manual

Model: FV13-B (gray silicone + orange silicone)

INTRODUCTION

Welcome to the user manual for your LIGE Military Smart Watch FV13-B. This guide provides detailed instructions on setting up, operating, maintaining, and troubleshooting your new smartwatch. Designed for durability and functionality, the FV13-B is equipped with advanced features to support your active lifestyle and daily needs. Key features include a built-in LED flashlight, long-lasting 710mAh battery, 1.85-inch HD AMOLED display, 100+ sports modes, comprehensive health monitoring, and Bluetooth calling capabilities. Its military-grade construction ensures resilience in various environments.

WHAT'S IN THE BOX

- LIGE Military Smart Watch FV13-B
- Charging Cable
- User Manuals
- Watch Setting Tools
- Watch Strap (Gray Silicone)
- Additional Watch Strap (Orange Silicone)

SETUP GUIDE

1. Initial Charging

Before first use, fully charge your smartwatch. Connect the provided charging cable to the magnetic charging points on the back of the watch and a USB power source. A full charge typically takes 2-3 hours. The watch features a 710mAh battery, offering 5-12 days of normal use and over 80 days of standby time.

710mAh Big Battery

Ultra-long battery life, no need to worry about power when you are outdoor exercising or camping.



	Extra Large Battery 710 mAh	Large Battery 300-500 mAh	General Battery 150-220 mAh
Heavy Usage	7 Days ↑	3-4 Days	1-2 Days
Daily Usage	14+ Days ↑	7 Days	3-4 Days
Low-battery Mode	100+ Days ↑	50-60 Days	10-30 Days

Image: The LIGE Smart Watch displaying its 710mAh battery capacity and charging connection.


2. App Download and Pairing

Download the "FitCloudPro" app from your smartphone's app store (compatible with Android 4.4+ and iOS 8.0+). Open the app and follow the on-screen instructions to pair your smartwatch via Bluetooth. Ensure the app is allowed to run in the background for continuous connectivity.

3. Strap Installation

Your smartwatch comes with two interchangeable straps: a gray silicone band and an orange silicone band. To attach a strap, align the quick-release pins with the holes on the watch lugs and slide the pin to secure it. Ensure both sides are firmly attached.

Product Size



24mm

53mm



max:255mm
min:138mm



Smartwatch is the perfect surprise for your father/boyfriend/friend.



Image: Detailed view of the smartwatch dimensions and the two included strap options.

FEATURES OVERVIEW

1. Built-in LED Flashlight

The FV13-B features a bright LED light on the right side of the watch, providing convenient illumination. This is a true flashlight, not just a screen light-up, making it useful for outdoor activities, navigating in the dark, or finding items.

Linterna LED Potente

Whether for outdoor sports at night or for indoor lighting, it helps you illuminate every corner.



Image: The smartwatch highlighting its built-in LED flashlight feature, useful for various low-light situations.

2. 1.85-inch HD AMOLED Display

Experience sharp and vibrant visuals on the 466*466 resolution HD AMOLED screen. The large display ensures clear readability indoors and outdoors. The "Always-On-Display" function allows you to check the time without interaction, though it may increase battery consumption.

1.85 inch HD large screen

360*360 resolution, ultra-clear display and smooth operation



Image: The smartwatch screen showcasing its 1.85-inch HD display with high resolution for clear visuals.

3. 100+ Sports Modes & Military Grade Durability

Track your performance across over 100 sports modes, including running, hiking, cycling, and more. This rugged smartwatch is built to military-grade standards, having passed multiple durability tests for shock and water resistance. Its stainless steel bezel and PC-ABS alloy bottom shell enhance its resilience.

100+ SPORTS MODES

Make the most of every sporting activity



Calorie



Distance



Step



Image: A cyclist demonstrating the 100+ sports modes feature of the LIGE Smart Watch, tracking various metrics.

4. Comprehensive Health Monitoring

Monitor your well-being with integrated sensors for blood oxygen, heart rate, and sleep analysis. The watch provides 24-hour heart rate tracking and detailed sleep patterns to help you understand and improve your health.

24-Hour Heart Rate Tracking

DAY

Night

24h Activity Tracker



Heart
Rate



Blood
Pressure



Blood
Oxygen

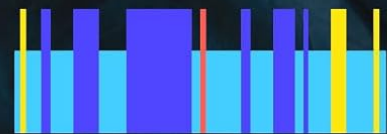


Record

Sleep Tracker



Sleep
Monitor



More Special Features



Image: Visual representation of the smartwatch's 24-hour heart rate and sleep tracking capabilities.

5. Bluetooth HD Voice Calls & Smart Notifications

Make and receive calls directly from your wrist using the Bluetooth calling function. The watch also delivers real-time notifications from social media apps, messages, and calls, keeping you connected without needing to check your phone constantly.

BLUETOOTH HD VOICE CALLS

Free your hands and make voice calls at anytime and anywhere



Contacts



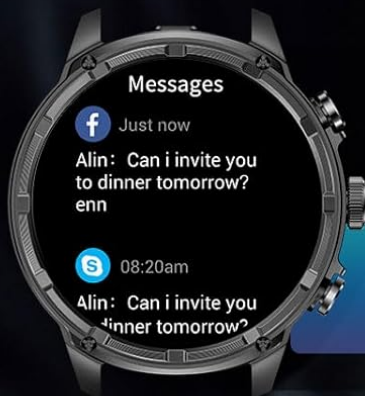
Dial Pad



Make &
Receive Calls



Jimmy: What are you going to do tomorrow?



Receive realtime message notifications from social software APP



Image: The smartwatch demonstrating Bluetooth HD voice calls and real-time message notifications.

OPERATION

Navigating the Interface

The smartwatch features a smooth interface powered by the Realtek8763EWE-VP chipset. Swipe left/right or up/down to access different functions, menus, and settings. Use the physical buttons on the side for quick access to specific features or to return to the home screen.

Using the Flashlight

To activate the built-in LED flashlight, navigate to the quick settings menu on your watch (often by swiping down

from the top of the watch face). Locate the flashlight icon and tap it to turn the light on or off. Adjust brightness if available.

Starting a Sport Mode

From the main menu, select the 'Sports' icon. Browse through the 100+ available sports modes. Tap on your desired activity (e.g., Walking, Running, Mountaineering) to start tracking. The watch will display real-time data such as duration, heart rate, and steps.

Making/Receiving Calls

Ensure your watch is paired with your phone via Bluetooth. To make a call, access the 'Contacts' or 'Dial Pad' from the watch menu. To receive a call, the watch will display the caller ID, and you can answer or reject the call directly from your wrist.

Music Playback

The smartwatch includes music playback control. Once connected to your phone, you can control your phone's music player (play, pause, skip tracks) directly from your watch.

MAINTENANCE

Charging

Always use the provided charging cable. Ensure the magnetic contacts are clean and properly aligned with the watch's charging ports. Avoid using damaged cables or chargers.

Cleaning

Regularly clean your smartwatch and straps with a soft, dry cloth. If necessary, use a slightly damp cloth for the watch body. Avoid harsh chemicals or abrasive materials. Ensure the watch is dry before charging.

Water Resistance

The LIGE FV13-B is 50M waterproof (5ATM), suitable for daily use, hand washing, and light rain. It is not recommended for hot water activities, diving, or high-pressure water exposure. Do not press buttons underwater.

TROUBLESHOOTING

- **Connectivity Issues:** Ensure the "FitCloudPro" app is running in the background and not being closed by your phone's system. Check Bluetooth settings on both devices.
- **Battery Drains Quickly:** The "Always-On-Display" feature increases battery consumption. Consider disabling it if extended battery life is preferred. Reduce screen brightness and notification frequency.
- **Inaccurate Data:** Ensure the watch is worn snugly on your wrist for accurate heart rate and sleep tracking. For step counting, ensure your arm movements are natural.
- **Watch Not Responding:** Try restarting the watch by pressing and holding the power button. If unresponsive, allow the battery to fully drain and then recharge.

For further assistance, please contact customer service. We are committed to ensuring your satisfaction.

SPECIFICATIONS

Feature	Detail
Model Number	FV13-B (gray silicone + orange silicone)
Display Size	1.85 Inches HD AMOLED
Resolution	466*466 pixels
Battery Capacity	710 mAh Lithium Polymer
Normal Use Battery Life	5-12 Days
Standby Time	80+ Days
Charging Time	2-3 Hours
Waterproof Rating	5ATM (50M)
Operating System	Android 4.4+ and iOS 9.0+
Connectivity	Bluetooth
Memory Storage Capacity	128 MB
Item Weight	7.1 ounces
Product Dimensions	2.36 x 0.79 x 1.18 inches

OFFICIAL PRODUCT VIDEO

Your browser does not support the video tag.

Video: LIGE FV13 Unboxing: Military Smart Watches for Men. This video provides an overview of the product's packaging, contents, and initial setup, including a demonstration of the built-in flashlight and interface navigation.


WARRANTY & SUPPORT






LIGE is committed to ensuring your satisfaction. If you have any questions or require assistance with your FV13-B smartwatch, please refer to the contact information provided in your product packaging or visit the official LIGE website for support.

Optional protection plans are available for purchase to extend coverage beyond the standard warranty. Please check with your retailer for details on available plans.

© 2025 LIGE. All rights reserved.

Related Documents - FV13-B (gray silicone + orange silicone)

	<p>LIGE BW0616/2025 Smart Watch User Manual and Specifications</p> <p>Comprehensive technical specifications and user information for the LIGE BW0616 and LIGE 2025 smart watches. This guide details features like the ultra HD screen, waterproof design, fitness tracking, LED flashlight, and Bluetooth connectivity for men.</p>
---	---

	<p>LIGE Men's Smart Watch 189 (I9) - User Manual & Features</p> <p>Comprehensive user guide for the LIGE Men's Luxury Smart Watch 189 (I9). Covers features like full circle touch screen, Bluetooth calls, waterproof design, fitness tracking, and compatibility with Android/iOS.</p>
	<p>LIGE BT Call Smartwatch User Manual - Setup and Operation</p> <p>Comprehensive user manual for the LIGE BT Call Smartwatch, covering app download, Bluetooth pairing, device operation, and features. Learn how to set up and use your LIGE smartwatch.</p>
	<p>LIGE Kids Calling Smartwatch User Manual: Features, Setup, and Operation</p> <p>Comprehensive user guide for the LIGE 2024 Kids Calling Smartwatch. Learn how to set up, connect, and use features like calling, games, and activity tracking on your child's smartwatch. Compatible with iOS and Android.</p>
	<p>LIGE Sports Smart Watch User Manual</p> <p>User manual for the LIGE Sports Smart Watch, detailing setup, pairing with the FitCloudPro app, watch functions like step counting, heart rate monitoring, sleep tracking, weather, music control, and message notifications. Includes app features such as data synchronization and customizable watch faces.</p>
	<p>LIGE SMART EF2 Smartwatch User Manual and Guide</p> <p>Comprehensive user manual and guide for the LIGE SMART EF2 smartwatch, covering setup, features, safety, and troubleshooting. Learn about its health monitoring, connectivity, and app integration with the GloryFit app.</p>