

[Manuals.plus](#) /

> [ZIYOO](#) /

> ZIYOO Full 18-inch Metal Bed Frame Instruction Manual

ZIYOO Full 18-inch Metal Bed Frame

ZIYOO Full 18-inch Metal Bed Frame Instruction Manual

Model: Full 18-inch Metal Bed Frame

INTRODUCTION

This manual provides detailed instructions for the assembly, use, and maintenance of your ZIYOO Full 18-inch Metal Bed Frame. Please read all instructions carefully before beginning assembly and retain this manual for future reference.




Image: The fully assembled ZIYOO Full 18-inch Metal Bed Frame, showcasing its sturdy metal slat support system and minimalist design.

SAFETY INFORMATION

- **Maximum Weight Capacity:** Do not exceed the maximum weight capacity of 1500 pounds (approximately 680 kg).

Exceeding this limit may compromise the frame's structural integrity and lead to injury.

- **Assembly:** Follow the assembly instructions carefully to prevent instability. Incorrect assembly can lead to structural failure.
- **Tools:** Be cautious when handling included tools during assembly to avoid injury.
- **Regular Checks:** Periodically check all bolts and connections to ensure they remain tight. Loose connections can affect stability and cause noise.
- **Placement:** Ensure the bed frame is placed on a level surface to prevent wobbling and uneven stress on the frame.

PACKAGE CONTENTS

Before beginning assembly, verify that all components are present and undamaged. If any parts are missing or damaged, please contact customer support.

- Bed frame components (various metal sections)
- Installation Manual
- Screws (1 set)
- Tools (1 set)

SETUP AND ASSEMBLY

The ZIYOO Full 18-inch Metal Bed Frame is designed for easy assembly. All necessary hardware and tools are included. It is recommended to assemble the bed frame with two people.

1. **Unpack Components:** Carefully unpack all parts and lay them out on a clean, soft surface (e.g., a carpet or blanket) to prevent scratches.
2. **Identify Parts:** Refer to the included installation manual to identify each component.
3. **Assemble Frame Sections:** Connect the main frame sections using the provided screws and tools. Ensure all connections are secure but do not overtighten initially.
4. **Install Support Slats:** Attach the steel support slats to the frame. These slats provide robust mattress support and eliminate the need for a box spring.
5. **Tighten All Connections:** Once all parts are assembled, go back and securely tighten all screws. This ensures the frame's stability and noise-free operation.
6. **Final Check:** Gently shake the assembled frame to ensure it is stable and all connections are firm.

Easy Assembly

Tip: All necessary hardware and tools are included making assembly quick and hassle-free



Image: An illustration demonstrating the ease of assembly, highlighting that all necessary hardware and tools are included. The image also shows the under-bed storage space with luggage.




Image: A close-up view of the steel slat support system, showing how the slats connect securely to the frame for enhanced stability.

USAGE AND FEATURES

- **No Box Spring Needed:** The sturdy steel slat support system is designed to support your mattress directly, eliminating the need for a traditional box spring.
- **Under-Bed Storage:** The 18-inch height of the bed frame provides approximately 16 inches of clearance underneath, offering ample space for storage. This helps in organizing items and reducing clutter in your bedroom.
- **Noise-Free Design:** Engineered with a noise-reduction design, the frame minimizes squeaks and creaks, contributing to a peaceful sleeping environment.
- **Stability and Durability:** Constructed with heavy-duty reinforced metal rods and sturdy steel slats, this frame ensures exceptional stability and load-bearing capacity. Reinforced legs and center support prevent twisting or sliding.
- **Minimalist Design:** The sleek, contemporary style of the bed frame complements various home decors and is easy to clean.



Image: A visual representation of the 16-inch under-bed clearance, illustrating the significant storage potential beneath the frame.

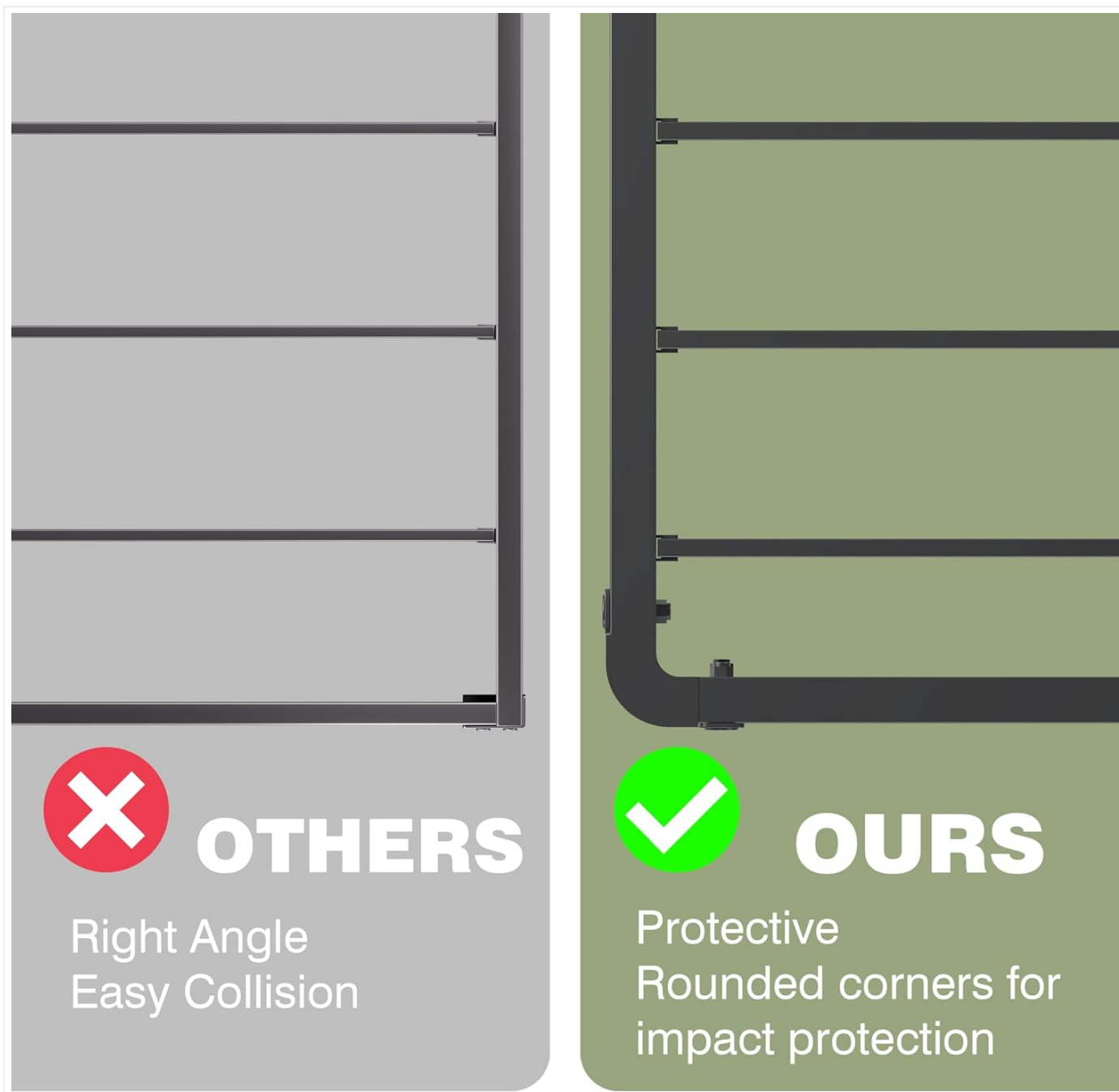


Image: A comparison highlighting the protective rounded corners of the ZIYOO bed frame, designed for impact protection compared to standard right-angle corners.

Reinforced Structure



Image: A visual comparison illustrating the reinforced structure of the ZIYOO bed frame, emphasizing its enhanced durability and stability.

MAINTENANCE

- **Cleaning:** Wipe the metal frame with a damp cloth to remove dust and dirt. Avoid using harsh chemicals or abrasive cleaners, which can damage the powder-coated finish.
- **Inspections:** Periodically inspect all bolts and connections to ensure they are tight. Retighten any loose fasteners to maintain the frame's stability and prevent noise.
- **Weight Distribution:** Ensure weight is distributed evenly across the bed frame to prevent undue stress on specific areas.

TROUBLESHOOTING

If you encounter any issues with your ZIYOO bed frame, please refer to the following common solutions:

- **Squeaking Noises:**
 - Ensure all bolts and screws are securely tightened. Loose connections are a common cause of squeaking.
 - Verify that the bed frame is on a level surface. Uneven surfaces can cause stress points and noise.

- Check if the mattress is properly seated on the slats.
- **Instability/Wobbling:**
 - Re-check all assembly steps to ensure correct installation.
 - Confirm that all connections are fully tightened.
 - Ensure the floor surface is even.
- **Missing Parts:** If you find any parts missing during unpacking, do not proceed with assembly. Contact ZIYOO customer support immediately for assistance.

SPECIFICATIONS

Brand	ZIYOO
Model	Full 18-inch Metal Bed Frame
Material	Metal
Finish Type	Powder Coated
Color	Black
Product Dimensions (L x W x H)	190.5 cm x 137.2 cm x 45.7 cm (75"L x 54"W x 18"H)
Compatible Mattress Size	Full (75"L x 54"W)
Maximum Recommended Load	1500 Pounds (approx. 680 kg)
Under-Bed Clearance	Approximately 16 inches
Assembly Required	Yes
Special Features	Easy to Assemble, Easy to Clean, Squeak Resistant, No Box Spring Needed, Under Bed Storage

Full Size

1500 lbs Weight Capacity

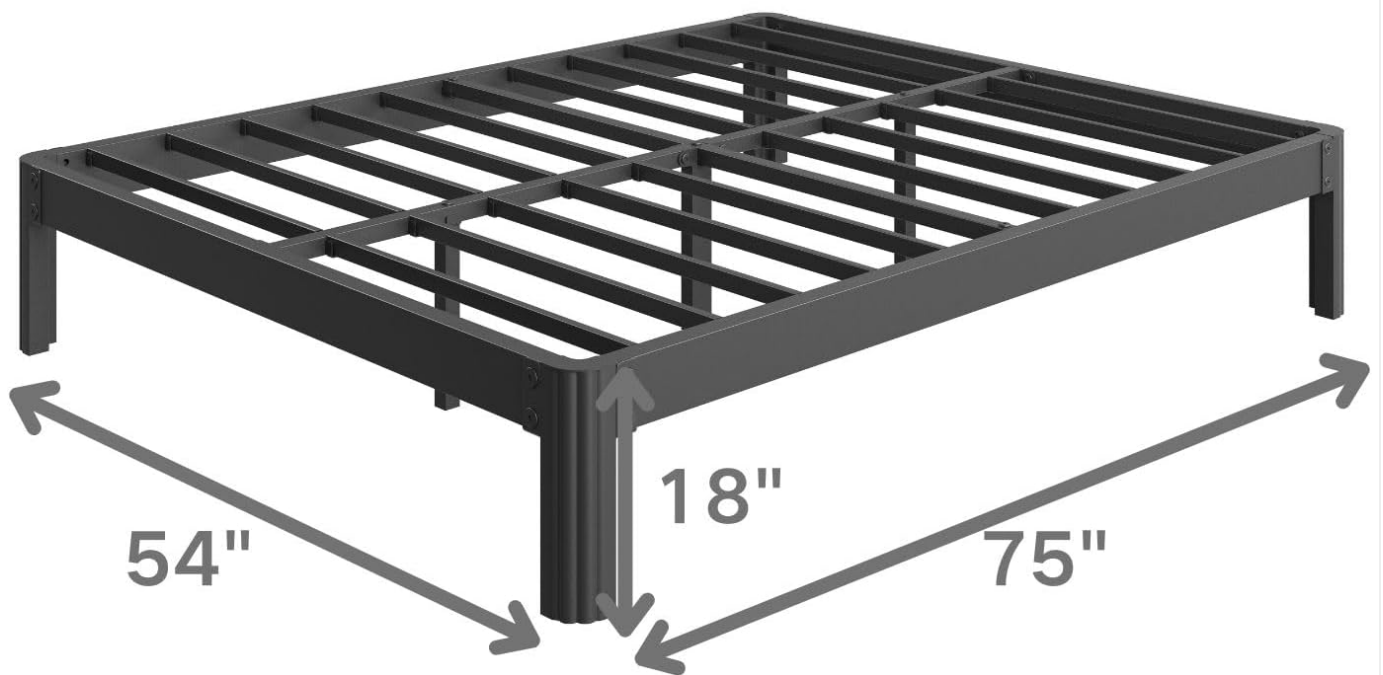


Image: Diagram illustrating the dimensions of the Full Size ZIYOO bed frame, including length (75"), width (54"), and height (18"), along with its 1500 lbs weight capacity.

WARRANTY INFORMATION

Specific warranty details for the ZIYOO Full 18-inch Metal Bed Frame are not provided in this manual. For information regarding product warranty, including terms, conditions, and duration, please refer to the product packaging, the manufacturer's official website, or contact ZIYOO customer support directly.

CUSTOMER SUPPORT

If you have any questions, require assistance with assembly, or need to report missing/damaged parts, please contact ZIYOO customer support. Contact information can typically be found on the product packaging, the manufacturer's official website, or through the retailer where the product was purchased.

For more information about ZIYOO products, you may visit the [ZIYOO Store on Amazon](#).



