

Amazon Echo Frames (3rd Gen) + Echo Show 8 (3rd Gen)

Amazon Echo Frames (3rd Gen) + Echo Show 8 (3rd Gen) User Manual

Smart Glasses with Alexa and Smart Display

1. INTRODUCTION

This manual provides essential information for setting up, operating, and maintaining your Amazon Echo Frames (3rd Gen) and Echo Show 8 (3rd Gen) bundle. These devices are designed to work seamlessly together, enhancing your daily life with hands-free convenience and intelligent in-home display capabilities.

The Echo Frames are smart glasses that integrate Alexa, allowing you to manage tasks, play audio, and make calls on the go without needing to look at your phone. The Echo Show 8 is a smart display with an 8-inch HD touchscreen, spatial audio, and a 13 MP camera, serving as a central hub for entertainment, communication, and smart home control.



Image: The Amazon Echo Frames and Echo Show 8 displayed together, showcasing their integrated functionality.

2. INCLUDED COMPONENTS

Please ensure all the following components are present in your package:

2.1. Echo Frames (3rd Gen)

- 1 pair of Echo Frames (3rd Gen, 2023 release)
- Carrying case
- Cleaning cloth
- Charging stand
- USB-A to USB-C cable for charging stand (Power adapter sold separately)

2.2. Echo Show 8 (3rd Gen)

- Echo Show 8 device
- Glacier White power adapter (30W) / cable (4.9 ft.)
- Quick start guide

3. SETUP GUIDE

3.1. Setting Up Echo Frames (3rd Gen)

1. **Charge the Echo Frames:** Place your Echo Frames on the included charging stand. Connect the USB-A to USB-C cable to the charging stand and a compatible 5W USB power adapter (not included). A full charge takes approximately 2 hours and 30 minutes.



Image: Echo Frames resting on their dedicated charging stand, indicating the charging process.

2. **Download the Alexa App:** On your smartphone (Android 9.0+ or iOS 14+), download and install the Amazon Alexa app from your device's app store.
3. **Pair with your Smartphone:** Open the Alexa app and follow the on-screen instructions to add your new Echo Frames. Ensure Bluetooth is enabled on your smartphone. The frames support Bluetooth 5.2 for multi-point pairing.
4. **Customize Settings:** Within the Alexa app, you can customize settings such as preferred voice, notifications, and audio preferences.

3.2. Setting Up Echo Show 8 (3rd Gen)

1. **Connect Power:** Plug the included power adapter into the Echo Show 8 and then into a wall outlet. The device will power on automatically.



Image: The Echo Show 8 display showcasing various streaming service icons, ready for entertainment.


2. **Connect to Wi-Fi:** Follow the on-screen prompts to select your Wi-Fi network and enter the password. The Echo Show 8 supports dual-band 802.11a/b/g/n/ac Wi-Fi networks.
3. **Sign In to Amazon Account:** Log in with your Amazon account credentials. This links the device to your Alexa profile and services.
4. **Complete Setup:** Follow any remaining on-screen instructions to personalize your device, including setting up voice profiles, smart home devices, and communication preferences.

4. OPERATING YOUR DEVICES

4.1. Operating Echo Frames (3rd Gen)

Echo Frames allow for hands-free interaction with Alexa and audio playback.

- **Alexa Voice Control:** Simply say "Alexa" followed by your command. You can ask for music, make calls, get directions, set reminders, and more.
- **Open-Ear Audio:** The frames feature microspeakers that direct audio to your ears while allowing you to remain aware of your surroundings.

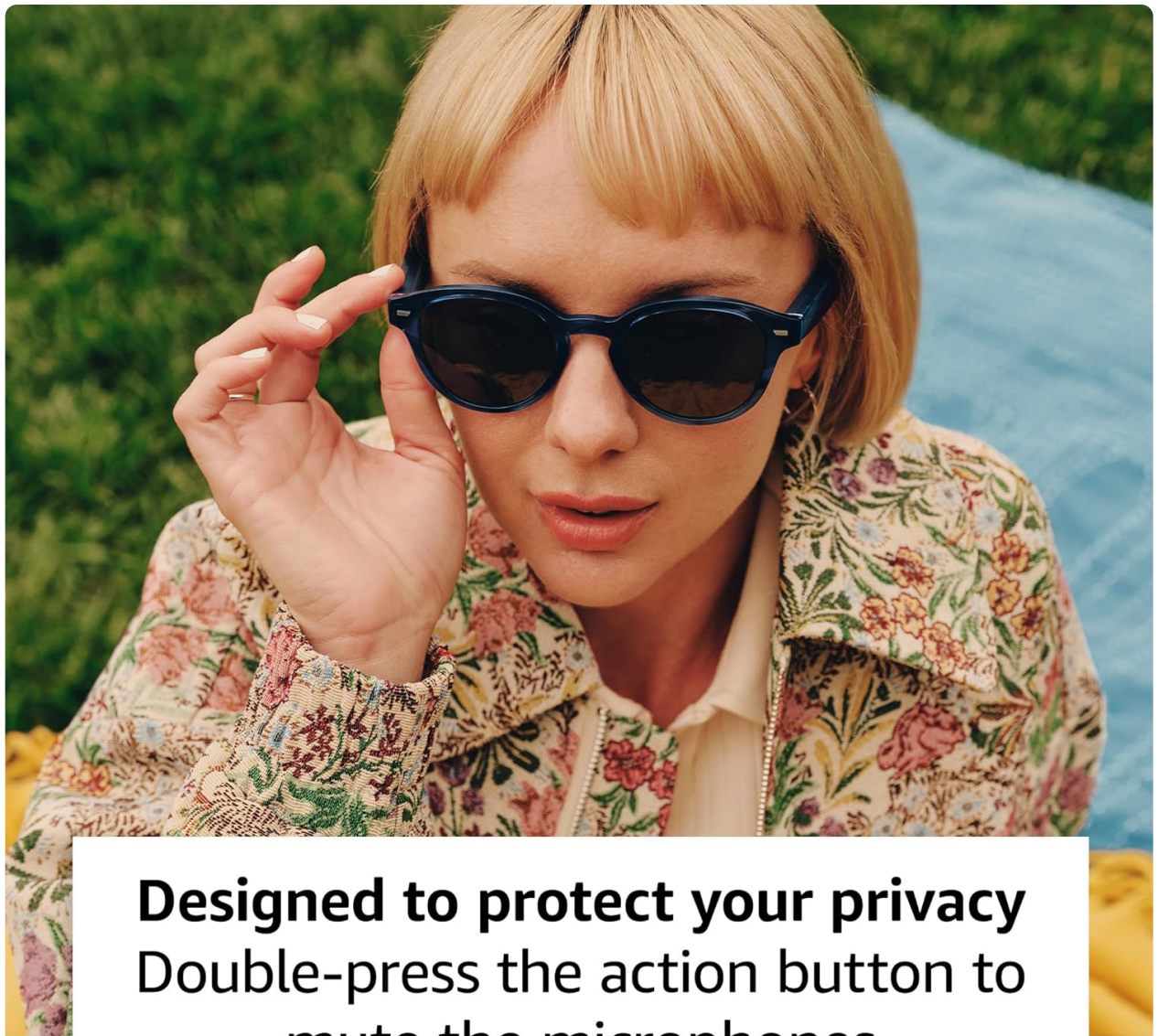


Open-ear audio

Listen to music and still take in the world around you without anything in your ear

Image: A diagram illustrating the open-ear audio technology of the Echo Frames, showing sound directed towards the ear.

- **Calls and Notifications:** Receive and make calls directly through your frames. Get discreet audio notifications for messages, calendar events, and other alerts.
- **Privacy Features:** To mute the microphones, double-press the action button located on the temple. An LED indicator provides feedback on streaming status.



Designed to protect your privacy
Double-press the action button to
mute the microphones

Image: A person demonstrating the double-press action button on the Echo Frames to mute the microphones, highlighting the privacy feature.

- **Battery Life:** Enjoy up to 6 hours of continuous media playback or talk time, or up to 14 hours of moderate usage on a single charge.

4.2. Operating Echo Show 8 (3rd Gen)

The Echo Show 8 combines a smart display with powerful audio and smart home capabilities.

- **Touchscreen Interface:** Navigate menus, watch videos, view photos, and control smart home devices using the 8-inch HD touchscreen.
- **Voice Control with Alexa:** Say "Alexa" to play music, get news, set alarms, make video calls, and control compatible smart home devices.
- **Video Calling:** Use the 13 MP centered camera for crisp video calls with friends and family. A built-in shutter provides privacy when the camera is not in use.
- **Smart Home Hub:** The integrated Zigbee + Matter + Thread Border Router allows you to easily connect and control a wide range of compatible smart home devices.
- **Audio Experience:** Enjoy immersive entertainment with spatial audio delivered by two 2-inch full-range neodymium drivers and a passive bass radiator.

- **Amazon Sidewalk:** This feature helps compatible devices work better at home and beyond by creating a shared network. You can manage this setting in the Alexa app.

5. CARE AND MAINTENANCE

Proper care ensures the longevity and optimal performance of your devices.

- **Cleaning:** Use the provided cleaning cloth for your Echo Frames. For both devices, gently wipe surfaces with a soft, lint-free cloth. Avoid abrasive cleaners or solvents.
- **Temperature Exposure:** Do not expose your Echo Frames, Echo Show 8, or their charging accessories to extreme heat or cold. The operating temperature range for Echo Frames and charging stand is 0–35°C (32–95°F). Avoid leaving Echo Frames in a hot car.
- **Water Resistance (Echo Frames):** Echo Frames are IPX4 splash-resistant, meaning they can withstand splashes of water and sweat. They are not designed for submersion.
- **Storage:** Store devices in a location where temperatures remain within their specified storage temperature ratings.

6. TROUBLESHOOTING

If you encounter issues, try the following common solutions:

6.1. Echo Frames Issues

- **No Audio/Alexa Not Responding:**
 - Ensure frames are charged.
 - Check Bluetooth connection to your smartphone.
 - Verify your smartphone has an active data connection or Wi-Fi.
 - Confirm microphones are not muted (double-press action button).
- **Connectivity Problems:**
 - Restart your smartphone and the Alexa app.
 - Ensure your smartphone meets compatibility requirements (Android 9.0+ or iOS 14+).

6.2. Echo Show 8 Issues

- **No Display/Power:**
 - Ensure the power adapter is securely connected to the device and the wall outlet.
 - Try a different power outlet.
- **Wi-Fi Connectivity Issues:**
 - Restart your Wi-Fi router.
 - Check if other devices can connect to your Wi-Fi network.
 - Ensure the Echo Show 8 is within range of your Wi-Fi router.

- **Alexa Not Responding:**
 - Ensure the microphone/camera off button is not engaged.
 - Check your internet connection.

For further assistance, refer to the Amazon support website or contact customer service.

7. TECHNICAL SPECIFICATIONS

7.1. Echo Frames (3rd Gen)

Feature	Description
Size	Round: 50-21-147 mm
Weight	39.7g
Material	High quality acetate front frames, premium metal tone finishes, soft-touch silicone temple tips with lightweight titanium temple core.
Smartphone Compatibility	Android 9.0 or greater, iOS 14 or greater.
Data Connection	Requires Alexa app on smartphone and data plan or Wi-Fi.
Battery Life	Up to 6 hours continuous media/talk time; up to 14 hours moderate usage.
Charge Time	Approx. 2.5 hours with 5W USB power adapter (not included).
Bluetooth	Bluetooth 5.2, Multi-point pairing, HFP, A2DP, AVRCP.
Speakers	2 microspeakers (1 in each temple), optimized acoustic architecture.
Microphones	4 beamforming microphones (2 in each temple).
Water Resistance	IPX4 (Splash-resistant).
Sensors	Hall sensor, Ambient light sensor, Accelerometer.
Privacy Features	Wake word technology, LED indicators, mic mute button.

7.2. Echo Show 8 (3rd Gen)

Feature	Description
Generation	3rd Gen (2023 release)
Size	7.9" x 5.5" x 4.2" (200mm x 139mm x 106mm)
Weight	36.6 oz (1034 grams)

Feature	Description
Display	8.0" HD touch screen
Camera	13 MP centered camera with built-in shutter
Wi-Fi Connectivity	Dual-band 802.11a/b/g/n/ac Wi-Fi networks.
Smart Home Hub	Zigbee + Matter + Thread Border Router
Bluetooth Connectivity	A2DP for audio streaming, AVRCP for voice control.
Audio	2 x 2" full range neodymium drivers with passive bass radiator.
Processor	Octa-Core SoC with Amazon AZ2 Neural Network Engine.
Language	Alexa speaks English and Spanish.
Privacy Features	Wake word technology, streaming indicators, mic/camera off button, camera shutter.

8. WARRANTY AND SUPPORT



8.1. Warranty Information




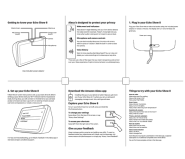
Both the Amazon Echo Frames (3rd Gen) and Echo Show 8 (3rd Gen) come with **at 1-year limited warranty and service** included. Optional extended warranties may be available for purchase separately for U.S. customers. Use of these devices is subject to the terms found on the Amazon website.

8.2. Customer Support

For detailed support, troubleshooting guides, and frequently asked questions, please visit the official Amazon Devices Support website. You can also contact Amazon Customer Service directly for personalized assistance.
Online Resources: [Amazon Devices Support](#)

Related Documents - Echo Frames (3rd Gen) + Echo Show 8 (3rd Gen)

	Amazon Echo Frames Optician Guide: Adjustment and Care Instructions A comprehensive guide for opticians on adjusting and caring for Amazon Echo Frames, detailing what is adjustable, what to avoid, and important handling instructions for prescription lens fitting and frame adjustments.
	Amazon Echo Show 8 (3rd Gen) Setup and User Guide A comprehensive guide to setting up and using your Amazon Echo Show 8 (3rd Generation), including features, privacy controls, and smart home integration.

	<p>Amazon Echo Show 5 (3rd Gen) Quick Start Guide</p> <p>A concise guide to setting up and using the Amazon Echo Show 5 (3rd Generation), covering device features, light bar indicators, and privacy settings.</p>
	<p>Amazon Echo & Alexa Brand Usage Guidelines for External Partners</p> <p>Official guidelines for external partners on the proper usage of Amazon Echo and Alexa brand assets, including logos, typography, colors, and representation in marketing materials. Ensure brand consistency and integrity.</p>
	<p>Amazon Echo Frames User Guide: Features, Controls, and Safety</p> <p>User guide for Amazon Echo Frames, detailing features, controls, safety information, fit adjustments, care instructions, product specifications, and troubleshooting tips.</p>
	<p>Amazon Echo Show 8 (2nd Gen) Quick Start Guide</p> <p>A guide to getting started with your Amazon Echo Show 8 (2nd Gen), covering setup, features, and privacy.</p>