

## MYLOC8 MYLOC8 GPS Tracker

# MYLOC8 GPS Tracker for Vehicles with Magnet - User Manual

Brand: MYLOC8 | Model: MYLOC8 GPS Tracker

## 1. INTRODUCTION

The MYLOC8 GPS Tracker is a real-time location device designed for vehicles, machinery, and personal assets. It offers advanced tracking capabilities, including live location updates, geo-fencing, and comprehensive history reports. Its compact, waterproof design and strong magnetic attachment ensure discreet and secure placement.

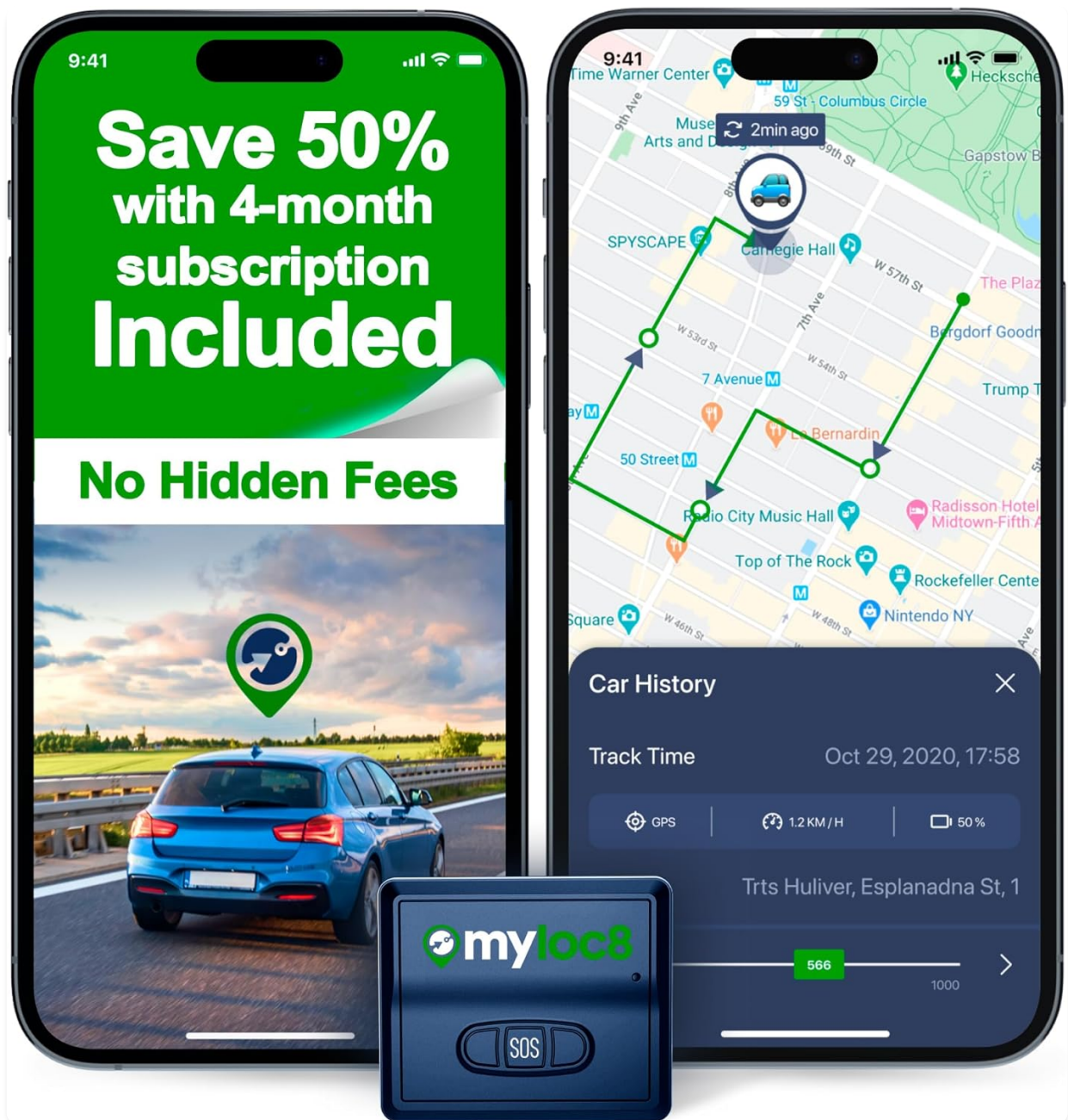


Image 1: MYLOC8 GPS Tracker device and mobile application interface showing real-time tracking and vehicle history.



# SIMPLE AND UNIVERSAL

Effortless in every case.



Image 2: The MYLOC8 GPS Tracker shown in various applications, including motorcycles, cars, and scooters, highlighting its versatility.

## 2. WHAT'S IN THE BOX

Your MYLOC8 GPS Tracker package includes the following items:

- Myloc8 GPS Tracker
- USB Cable
- Magnetic Cover
- Clip, Adhesive Hook and Loop
- Silicone Case, Lanyard with Clip

Your browser does not support the video tag.

Video 1: Unboxing the MYLOC8 GPS Tracker, showcasing all included components and accessories.

Image 3: A visual representation of all items included in the MYLOC8 GPS Tracker package, such as the tracker, cables, and various attachment options.

## 3. SETUP



### 3.1. Initial Charging

Before first use, fully charge the MYLOC8 GPS Tracker for 5-6 hours using the provided USB cable. The power LED will flash red while charging and turn solid red when fully charged.

### 3.2. App Download & Account Creation

Download the free MYLOC8 app from the App Store (iOS) or Google Play (Android). Create an account following the in-app instructions.

### 3.3. Device Activation

1. Tap the '+' icon in the top left corner of the app to add a new device.
2. Press and hold the button on the back of the tracker for 5 seconds to power it on.
3. Activate your subscription plan within the app. Your device is now ready to locate.

### 3.4. Installation

The MYLOC8 GPS Tracker offers versatile installation options:

- **Magnetic Attachment:** Utilize the strong built-in magnets to affix the device to any metal surface on your vehicle or asset. No tools or wiring are required for this method.
- **Clip-On Design:** Use the provided clip for secure attachment to belts, pockets, or bags.
- **Lanyard:** For personal use, especially for the elderly or children, attach the device using the included lanyard.

**EASY TO INSTALL  
WITH STRONG MAGNET**

**myloc8®**

Image 4: The MYLOC8 GPS Tracker being magnetically attached to a motorcycle and discreetly placed under a car, demonstrating its easy, tool-free installation.

## 4. OPERATING THE DEVICE

### 4.1. Real-Time Tracking

Access precise live locations of your device anytime through the free iOS & Android app or web platform. The built-in SIM offers reliable 4G LTE tracking with worldwide coverage.



Image 5: The MYLOC8 mobile app displaying real-time location updates and push notifications for geofence breaches.

### 4.2. Geo-Fencing

Set personalized geographic boundaries (geo-fences) within the app. Receive instant alerts on your phone when the device enters or exits these predefined safe zones.

### 4.3. Location History

Review detailed historical location data and routes directly from the app. This feature allows you to monitor past movements and ensure peace of mind.

### 4.4. Alert Notifications

Customize various alerts to stay informed about your device's activity. Available alerts include:

- Movement alerts (when the device starts moving)

- Geo-Fence entry/exit alerts
- Speed alerts (if a predefined speed limit is exceeded)
- Low battery alerts

## 5. BATTERY LIFE & CHARGING

---

The MYLOC8 GPS Tracker is equipped with a long-life battery, offering up to 14 days of continuous tracking on a single charge. Battery life may vary depending on usage frequency, tracking mode, and cellular network conditions. To charge the device, connect the provided USB cable to the charging port on the tracker and a suitable USB power source. The power LED will indicate charging status.

## 6. SPECIFICATIONS

Package Dimensions	4.25 x 3.78 x 2.52 inches
Item Weight	7.8 ounces
Batteries	1 Lithium Ion battery required (included)
Connectivity Technologies	4G, Bluetooth, Wi-Fi
Special Features	Alert Notification, Geo-Fence, Location History, Real Time Tracking, Weather Resistant
Waterproof Rating	IP65
Manufacturer	MYLOC8

## 7. TROUBLESHOOTING

---

### 7.1. Device Not Tracking

- Ensure the device is fully charged and powered on.
- Verify that your subscription plan is active.
- Check for adequate 4G LTE signal strength in the device's location. Poor signal can affect tracking accuracy and updates.

### 7.2. Inaccurate Location Data

- GPS accuracy can be affected by environmental factors (e.g., dense urban areas, heavy tree cover, indoors). Move the device to an open area for better signal.
- Ensure the device is securely attached and not obstructed by metal objects.

### 7.3. Battery Draining Quickly

- Frequent real-time updates (e.g., every minute) consume more battery. Adjust the tracking frequency in the app settings to extend battery life.
- Ensure the device is not exposed to extreme temperatures, which can impact battery performance.

### 7.4. Resetting the Tracker







If you experience persistent issues, try resetting the tracker. Charge the device with a USB cable and hold the power button for 10 seconds until the tracker resets.

## 8. WARRANTY AND SUPPORT

---

For warranty information or technical support, please refer to the documentation included in your product package or visit

## Related Documents - MYLOC8 GPS Tracker

	<p><a href="#">Myloc8 GPS Tracker Quick Start Guide</a></p> <p>A concise guide to setting up and using the Myloc8 GPS tracker, including device features, getting started instructions, safety information, and regulatory compliance statements.</p>
	<p><a href="#">Myloc8 Ultra MYLC004A - Declaration of Conformity and Technical Specifications</a></p> <p>Official Declaration of Conformity for the Myloc8 Ultra (MYLC004A) GPS tracker. Details manufacturer information, technical specifications, and compliance with EU RED and RoHS directives.</p>
	<p><a href="#">BAANOOL GPS Tracker 405 User Manual - Installation, Features, and SMS Commands</a></p> <p>Comprehensive user manual for the BAANOOL GPS Tracker 405, covering specifications, hardware description, installation, device status, mobile app and web server functions, SMS commands, and troubleshooting.</p>
	<p><a href="#">BAANOOL IOT Model 403 GPS Tracker User Manual</a></p> <p>This user manual provides comprehensive instructions for the BAANOOL IOT Model 403 GPS Tracker, covering its features, installation, operation, mobile app and web platform usage, and troubleshooting. Learn how to set up and utilize advanced tracking, alarm, and control functions for vehicles.</p>
	<p><a href="#">JM-VG04Q Vehicle Terminal User Manual   Installation &amp; Troubleshooting</a></p> <p>Comprehensive user manual for the JM-VG04Q Vehicle Terminal, covering specifications, setup, wiring, installation recommendations, troubleshooting, and warranty information. Learn how to install and operate your vehicle tracking device.</p>
	<p><a href="#">Tack GPS User Manual and Troubleshooting Guide</a></p> <p>Comprehensive user manual and troubleshooting guide for the Tack GPS device, covering setup, operation, firmware updates, technical specifications, and support.</p>

