

WE-VIBE Moxie

We-Vibe Moxie Wearable Vibrator User Manual

Model: Moxie

1. INTRODUCTION

The We-Vibe Moxie is a discreet, wearable clitoral stimulator designed for hands-free pleasure. It features both remote and app control, offering versatile use for individuals and couples. Moxie is waterproof and made from body-safe silicone, ensuring comfort and hygiene.



Figure 1: We-Vibe Moxie, Remote, and We-Connect App

2. SAFETY INFORMATION

- **Body-Safe Materials:** Moxie is made from body-safe silicone. Clean the device thoroughly before and after each use.
- **Lubricant Compatibility:** Use only water-based lubricants with Moxie. Oil-based or silicone-based lubricants can damage the silicone material.
- **Waterproof Use:** Moxie is waterproof (IPX7 rated) and can be used in the shower or bath. However, it is not designed for prolonged submersion.
- **Charging Safety:** Use only the provided magnetic USB charging cable. Do not use the device while it is charging.
- **Storage:** Store Moxie in a clean, dry place away from direct sunlight and extreme temperatures. Keep out of reach

of children.

- **Discontinue Use:** If you experience any discomfort, irritation, or pain during use, discontinue immediately and consult a healthcare professional.

3. WHAT'S IN THE BOX

Your We-Vibe Moxie package includes:

- We-Vibe Moxie Wearable Vibrator
- Wireless Remote Control
- Magnetic USB Charging Cable
- User Manual (this document)

4. GETTING STARTED

4.1. Charging Moxie

Before first use, fully charge your Moxie device. Connect the magnetic USB charging cable to the charging port on Moxie and plug the USB end into a standard USB power adapter (not included) or computer USB port. The indicator light will show charging status (refer to the light guide in section 5.3).

4.2. Downloading the We-Connect App

For full control and features, download the free We-Connect app from your device's app store (iOS App Store or Google Play Store). Search for "We-Connect" and install the application.

4.3. Pairing Moxie

1. Ensure Moxie is charged and turned on.
2. Open the We-Connect app on your smartphone.
3. Follow the in-app instructions to connect your Moxie device. The app will guide you through the pairing process.
4. To pair the remote control, ensure Moxie is connected to the app. The app will provide an option to pair the remote.

4.4. Wearing Moxie

Moxie is designed to be worn discreetly in your underwear. Place the Moxie device inside your panties, positioning it for optimal clitoral stimulation. Use the included magnetic clip to secure Moxie to the outside of your underwear, holding it firmly in place.

How Moxie works



Figure 2: How to Wear Moxie

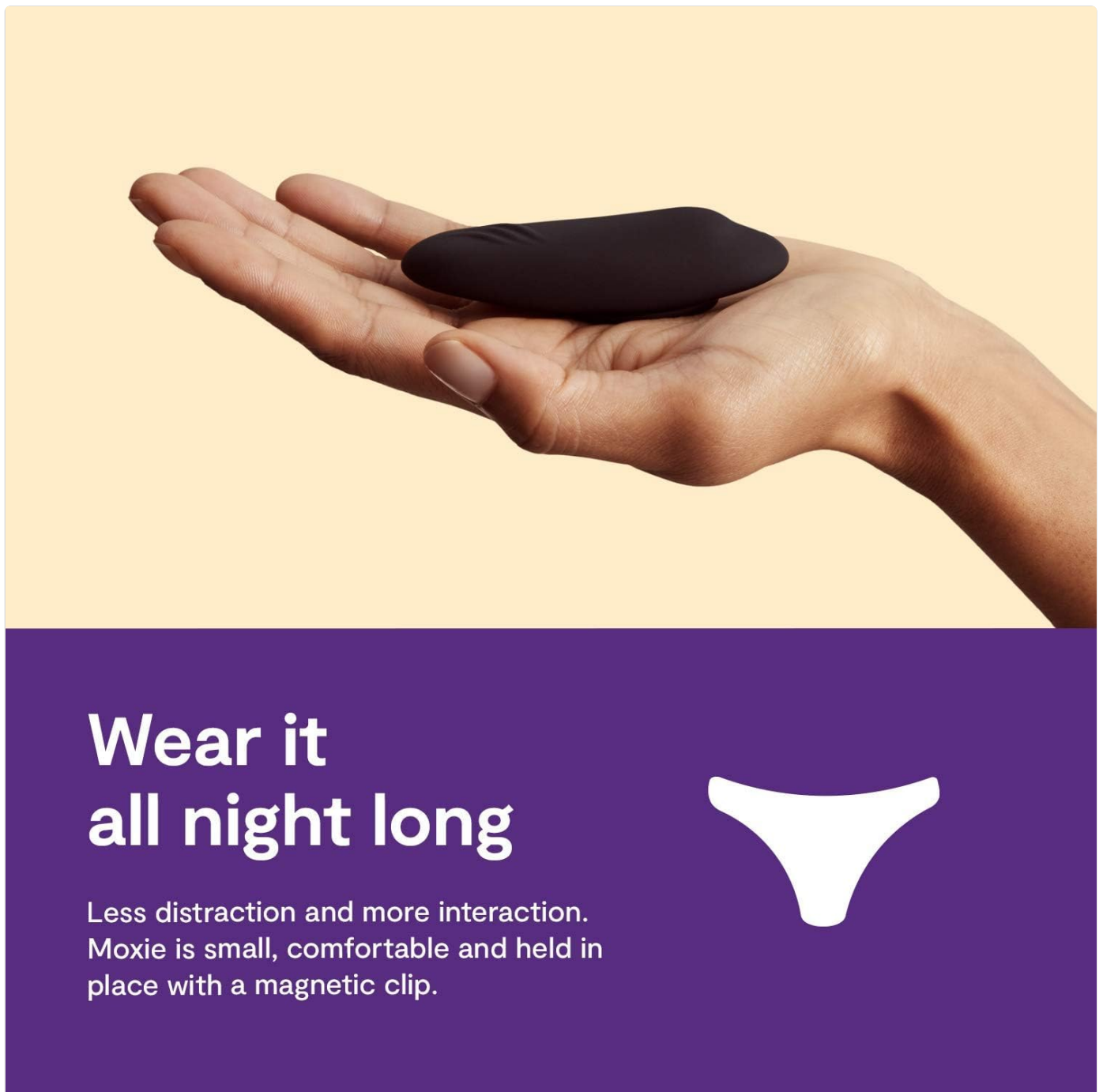


Figure 3: Moxie's Compact Design

5. OPERATION

5.1. Using the We-Connect App

The We-Connect app provides comprehensive control over Moxie's functions:

- **Vibration Modes:** Explore 10 different vibration levels and various patterns.
- **Customization:** Create your own vibration patterns and save them.
- **Long-Distance Play:** Connect with a partner remotely to allow them to control your Moxie from anywhere.
- **Music Sync:** Some app versions may offer features to sync vibrations to music.

Control from anywhere

Controllable via the free We-Connect app, there is no limit to the fun you and your partner can have. Indulge in beautifully discreet teasing whenever, wherever with Moxie.



Figure 4: We-Connect App Interface

5.2. Using the Remote Control

The included remote control offers convenient, direct access to Moxie's basic functions:

- **Power Button:** Turn Moxie on/off.
- **Intensity Buttons:** Adjust vibration intensity up or down.
- **Pattern Button:** Cycle through pre-set vibration patterns.

5.3. Indicator Light Guide

| Light Status | Meaning |
|----------------|----------------------------|
| Solid Light | Fully Charged / On |
| Pulsing Light | Charging |
| Flashing Light | Low Battery / Pairing Mode |

6. MAINTENANCE

6.1. Cleaning and Care

Moxie is waterproof (IPX7) for easy cleaning. Wash Moxie with warm water and a mild soap or a toy cleaner specifically designed for silicone products. Rinse thoroughly and pat dry with a lint-free cloth. Do not use cleaners containing alcohol, petroleum, or acetone, as these can damage the silicone.



Take Moxie for a swim

Moxie is waterproof (IPX7), making it easy to enjoy anywhere and simple to clean.



Figure 5: Moxie is Waterproof

6.2. Storage

Store Moxie in its original packaging or a dedicated storage pouch to protect it from dust and damage. Keep it separate from other toys made of different materials to prevent material degradation.

7. TROUBLESHOOTING

| Problem | Possible Cause | Solution |
|----------------------------------|--|---|
| Device not turning on | Low battery; Device not charged | Charge Moxie fully using the magnetic USB cable. |
| Cannot connect to We-Connect app | Bluetooth off; Device not in pairing mode; App issue | Ensure Bluetooth is enabled on your phone. Turn Moxie off and on again to enter pairing mode. Restart the app or your phone. Ensure Moxie is charged. |

| Problem | Possible Cause | Solution |
|--|--|---|
| Remote control not working | Remote battery low; Not paired | Replace the remote's battery (CR2032). Re-pair the remote via the We-Connect app. |
| Vibrations feel weak or inconsistent | Low battery; Connectivity issue | Charge Moxie. Ensure a stable connection to the app or remote. |
| Device disconnects frequently from app | Bluetooth interference; App backgrounding | Ensure no other Bluetooth devices are interfering. Keep the app open and in the foreground during use for best performance. |

8. SPECIFICATIONS







| Feature | Detail |
|-------------------|---|
| Model Number | Moxie |
| Dimensions | 2.87 x 3.86 x 6.34 inches |
| Weight | 1.48 ounces |
| Material | Body-safe silicone |
| Waterproof Rating | IPX7 |
| Battery (Device) | Rechargeable (via magnetic USB) |
| Battery (Remote) | 1 CR2032 battery (required) |
| Control | We-Connect App (Bluetooth), Wireless Remote |
| Vibration Levels | 10 Intensity Levels |
| Manufacturer | WOW Tech |

9. WARRANTY AND SUPPORT

For warranty information and customer support, please refer to the official We-Vibe website or contact WOW Tech customer service directly. Keep your proof of purchase for any warranty claims.

Online Support: Visit the official We-Vibe website for FAQs, troubleshooting guides, and contact information.

Related Documents - Moxie

| | |
|---|--|
|  | <p>We-Vibe Sync User Manual</p> <p>Comprehensive guide to the We-Vibe Sync, covering features, usage, charging, pairing, and safety instructions. Learn how to maximize your experience with this advanced personal massager.</p> |
|  | <p>We-Vibe Sync™ User Manual: Features, Operation, and Care</p> <p>Comprehensive user manual for the We-Vibe Sync™ personal massager, covering features, charging, operation, safety, app connectivity, and troubleshooting. Learn how to use your Sync for optimal pleasure.</p> |
|  | <p>We-Vibe Sync Go User Manual: Setup, Usage, and Safety Guide</p> <p>Get the most out of your We-Vibe Sync Go with this comprehensive user manual. Learn about setup, charging, cleaning, vibration modes, app connection, safety guidelines, and more.</p> |
|  | <p>We-Vibe Sync Lite Quick Start Guide: Connect and Explore</p> <p>Get started with your We-Vibe Sync Lite couples vibrator. This quick start guide covers setup, charging, pairing, cleaning, and usage for enhanced connection.</p> |
|  | <p>We-Vibe Sync™: User Guide and Product Information</p> <p>Comprehensive guide for the We-Vibe Sync™ couples vibrator, including setup, app connectivity, safety warnings, warranty, and compliance information. Features external and G-spot stimulation.</p> |
|  | <p>We-Vibe 4 Plus Couples Vibrator User Manual</p> <p>Explore intimate pleasure with the We-Vibe 4 Plus couples vibrator. This guide provides instructions on usage, charging, and app control for enhanced intimacy and shared orgasms. Learn about features, specifications, and care for your We-Vibe 4 Plus.</p> |