



[Manuals.plus](#) /

> [Ntaanoo](#) /

> Ntaanoo Bluetooth Tracker User Manual

## Ntaanoo Ntaanoo

# Ntaanoo Bluetooth Tracker User Manual

Model: Ntaanoo Bluetooth Tracker (Black Pro 2-Pack)

## PRODUCT OVERVIEW

---

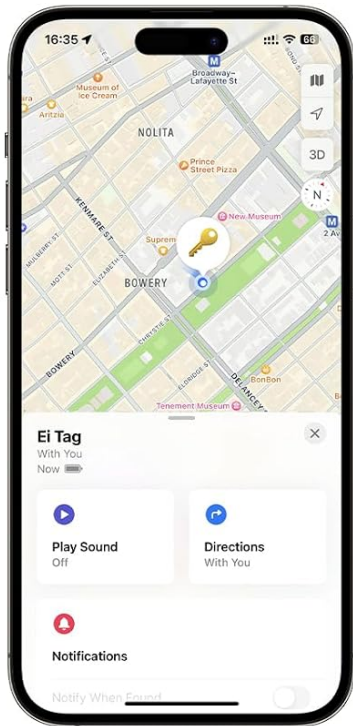
The Ntaanoo Bluetooth Tracker is a compact and lightweight item locator designed to help you keep track of your valuable belongings. It integrates seamlessly with Apple's Find My network, allowing you to locate items both nearby and far away. This package includes two Ntaanoo Bluetooth Trackers, two key rings, two lanyards, and one user manual.



Image: Two Ntaanoo Bluetooth Trackers, ready for use.

# Bluetooth Tracker Tag

Never lose your important belongings



Works with  
Apple Find My



Privacy is  
built in



Worldwide tracking  
No distance limits



Find your  
phone

**Note:** Only support iOS devices, not Android devices.

Image: Overview of Ntaanoo Bluetooth Tracker features, highlighting compatibility with Apple Find My, privacy, worldwide tracking, and phone finding capabilities. Note: Only supports iOS devices.

## SETUP AND PAIRING

The Ntaanoo Bluetooth Tracker utilizes the Apple Find My network for easy setup and tracking. No additional app download is required.

1. **Enable Find My and Bluetooth:** Ensure that the Find My app and Bluetooth are enabled on your iOS device (iPhone, iPad).
2. **Add New Item:** Open the Find My app, navigate to the 'Items' tab, and tap 'Add Item'. Then, select 'Add Other Item'.
3. **Connect Tracker:** Follow the on-screen prompts. The app will detect the 'Ei Tag' (Ntaanoo Tracker). Click 'Connect'.
4. **Assign Name and Emoji:** Assign a name and an emoji to your tracker for easy identification within the Find My app.

# Ultra-thin, Ultra-light, Ultra-portable



Image: Step-by-step guide on pairing the Ntaanoo tracker with the Apple Find My app.

**Important Note:** This tracker is designed to work exclusively with Apple's Find My network and iOS devices. It is not compatible with Android devices.

## OPERATING INSTRUCTIONS

---

### Finding Nearby Items

When your Ntaanoo tracker is within Bluetooth range (up to 200 feet/60 meters), you can use the Find My app to locate your lost items. Simply select the item in the app and tap 'Play Sound'. The built-in speaker will emit a loud beep (90-100 dB) to help you pinpoint its location. You can also ask Siri directly for assistance.




Image: Demonstrating the 'Find Nearby' function, where the tracker emits a sound to help locate items within Bluetooth range.

### Far Away Tracking

The Ntaano Bluetooth Tracker leverages the vast Apple Find My network for long-distance tracking. Even if your tracker is out of your device's Bluetooth range, its location is updated by other Apple devices passing by. You can view the real-time location on a map within the Find My app and use the navigation feature to guide you closer to your item.

# Find Far Away

When outside of bluetooth range, use the Find My® APP to view it on the map and direct you to the vicinity of Tag.

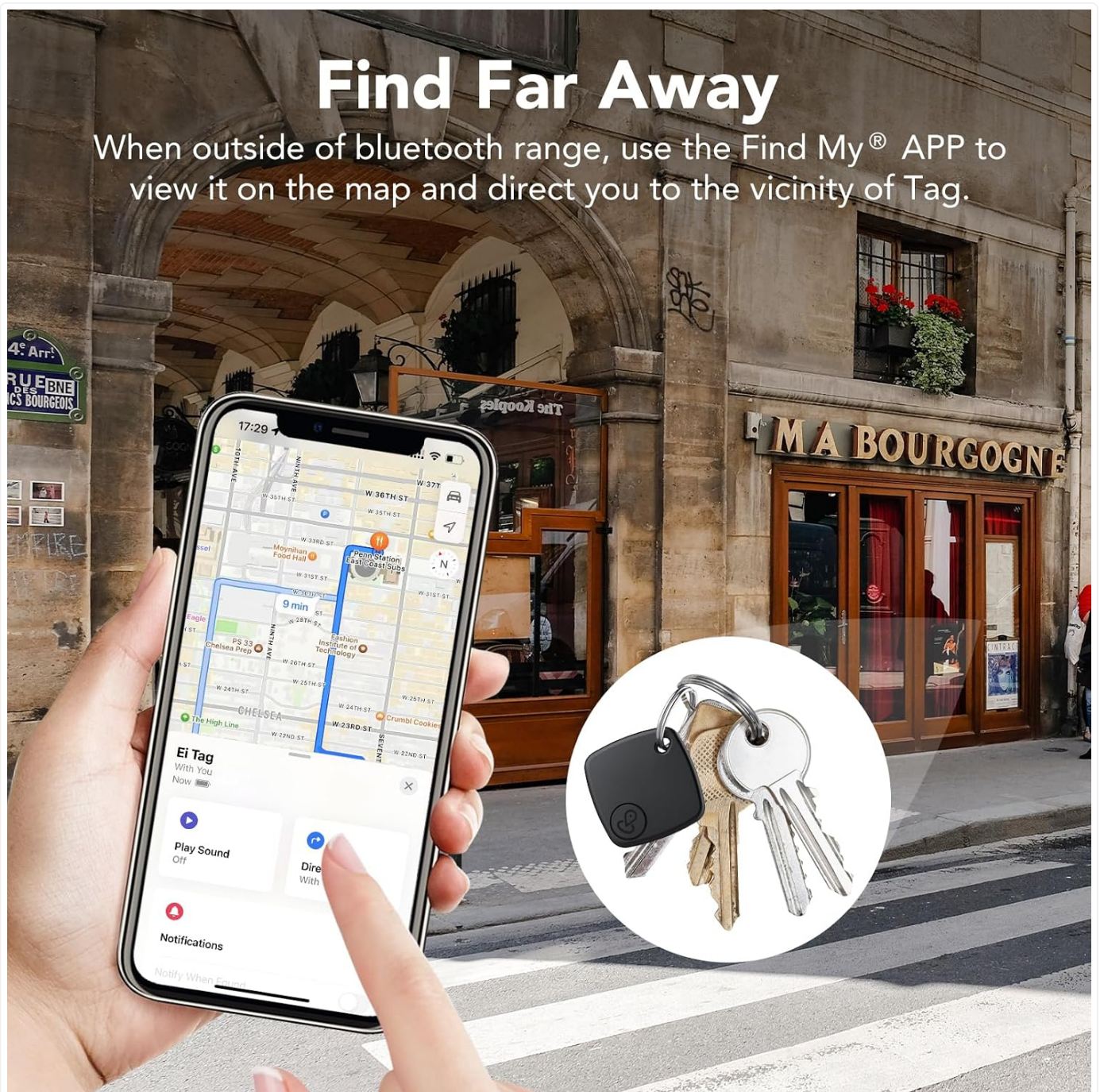


Image: Illustrating the 'Find Far Away' capability, showing how the Find My app can provide directions to a tracker's last known location on a map.

## Left-Behind Remind and Lost Mode

- **Left-Behind Remind:** If you leave an item with your Ntaanoo tracker behind and the Bluetooth connection to your iOS device is lost, the Find My app will immediately send you a notification, alerting you that the item is missing.
- **Lost Mode:** In the Find My app, you can enable 'Lost Mode' for your tracker. If someone finds your lost item, they can tap their NFC-enabled iPhone or Android phone to the tracker to see a message with your contact information (if you've provided it), helping them return your item.

# Left-Behind Remind

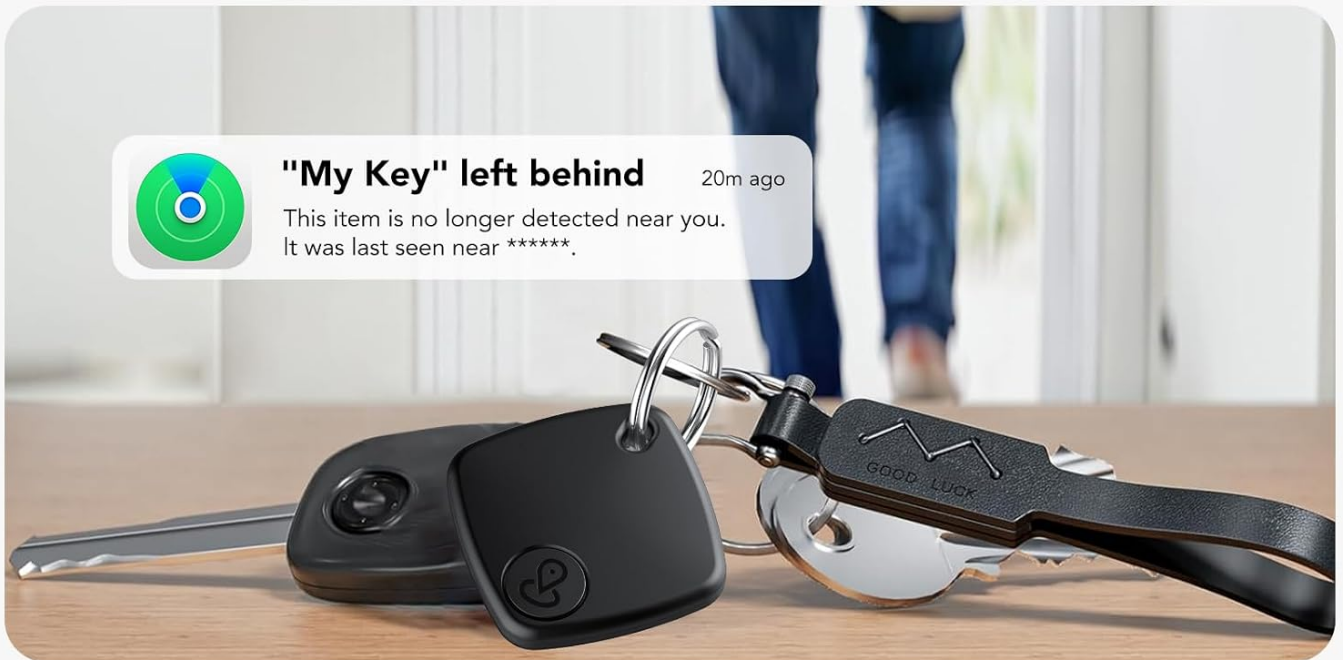


Image: Depicting the 'Left-Behind Remind' feature, showing a notification on an iPhone when the tracker is no longer detected nearby.

# Lost Mode

Find your belongings with the help of hundreds of millions of Apple® devices in the Find My® network.



Image: Illustration of 'Lost Mode' in the Find My app, where contact information can be displayed to someone who finds the tracker.

## Privacy Protection

The Ntaanoo Bluetooth Tracker is designed with privacy in mind. Devices transmitting location data remain anonymous, and all communication data within the Find My network is encrypted. The tracker itself does not store location data or history; only you can access your item's location, ensuring maximum privacy protection.

## Versatile Use

The lightweight and compact design of the Ntaanoo tracker (weighing only 9 grams) allows it to be easily attached to a variety of items, including:

- Keys
- Luggage
- Bags
- Wallets
- Bikes

# Find What You Want

Track it, Find it, No more losing it.

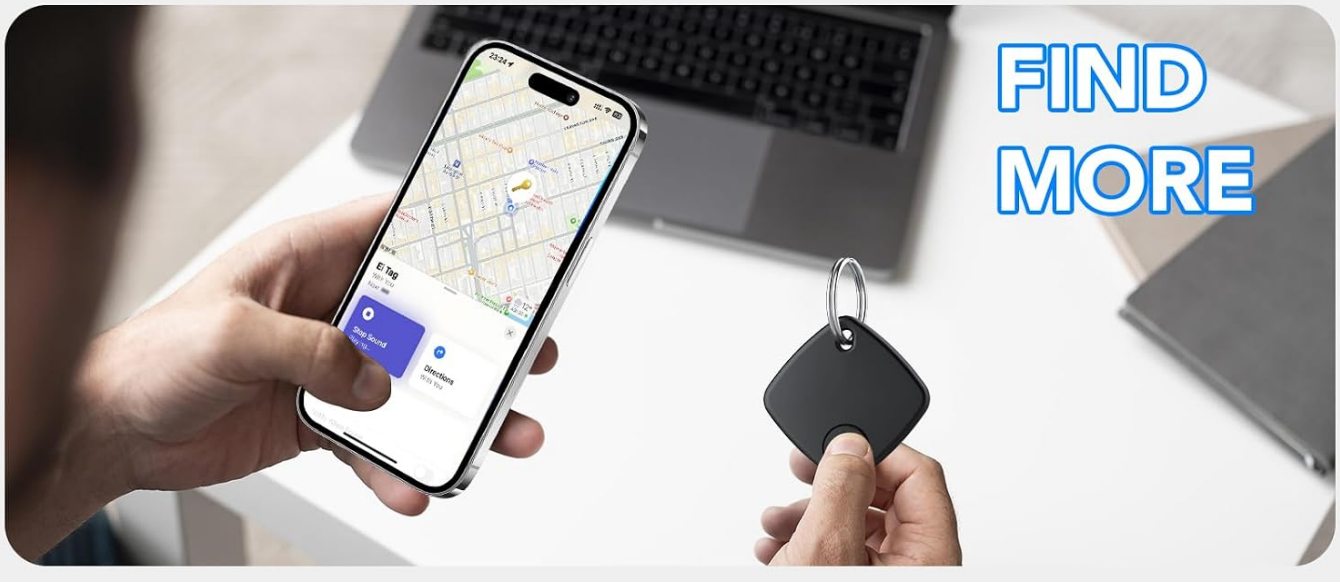


Image: Examples of how the Ntaanoo tracker can be used with various personal items.

## MAINTENANCE

### Battery Replacement

The Ntaanoo Bluetooth Tracker is powered by a replaceable CR2032 coin cell battery, which can last up to 1 year. When the battery level is low, your iOS device will notify you through the Find My app. You can easily purchase and replace this battery yourself. The unique cover design helps prevent accidental opening by children.

### Water Resistance

The Ntaanoo luggage tracker tag is IP67 water-resistant, meaning it can withstand splashes, rain, and brief immersion in water (up to 1 meter for 30 minutes). This ensures durability for everyday challenges.

# Long battery life up to 365 days



## IP67 Dust & Water-Resistant



## Battery Swappable

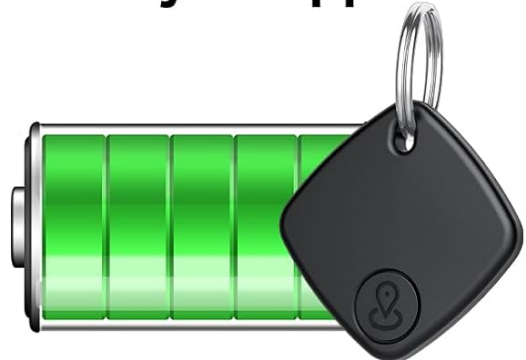


Image: Visual representation of the tracker's battery life, water resistance, and replaceable battery feature.

## TROUBLESHOOTING

---

If you encounter issues with your Ntaanoo Bluetooth Tracker, please refer to the following common solutions:

### • Tracker Not Connecting:

- Ensure Bluetooth is enabled on your iOS device.
- Make sure the Find My app is updated to the latest version.
- Check the tracker's battery level. A low battery can prevent connection.
- Try resetting the tracker (refer to specific instructions if available, or remove and re-add in Find My app).
- Ensure your iOS device is running a compatible iOS version (iOS 14.5 or later is generally required for Find My item tracking).

### • Sound Not Loud Enough:

- Ensure there are no obstructions muffling the sound.

- Check the battery level; a low battery might result in a weaker sound.

- **Location Not Updating:**

- Ensure your iOS device has an active internet connection.
- The tracker relies on other Apple devices to update its location when out of your range. Updates may take some time depending on network activity.

## Checking Contact Information in Lost Mode

If you find a lost Ntaanoo tracker and wish to check the owner's contact information (if provided by the owner):

1. Tap your NFC-enabled iPhone or Android phone to the tracker.
2. A notification will appear. Tap it to open a web page displaying the owner's message and contact details.

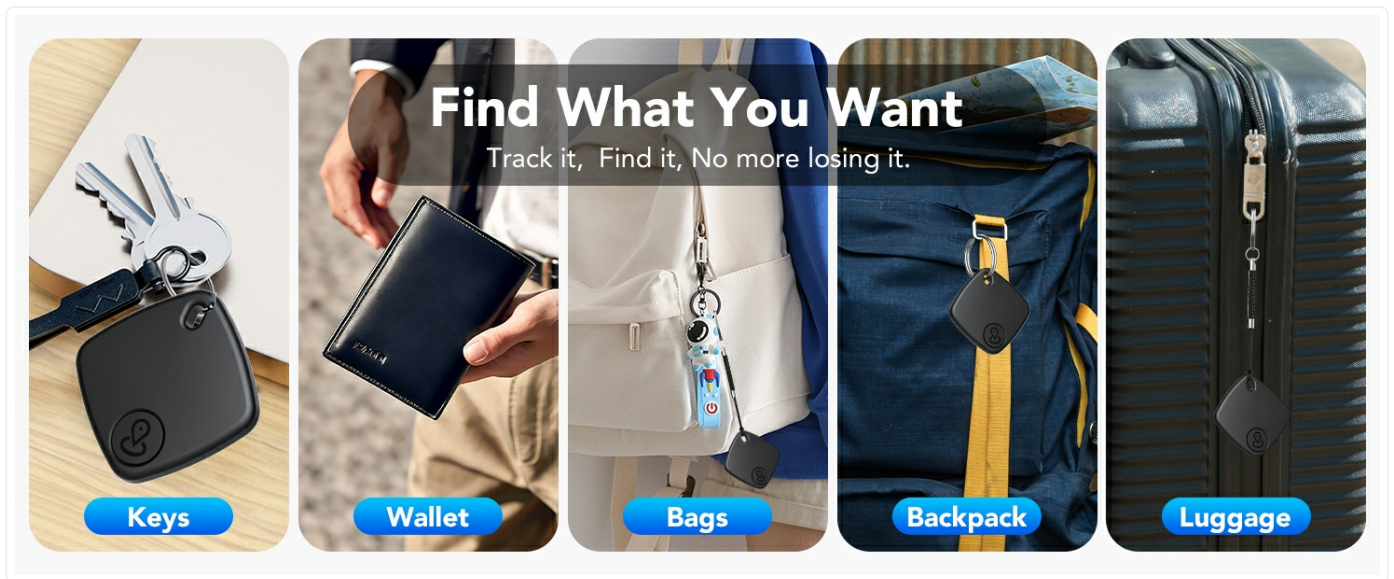


Image: Guide on how to check contact information on a found tracker.

## SPECIFICATIONS

Feature	Detail
Model Number	Ntaanoo
Connectivity	Bluetooth
Compatible Devices	iPhone, iPad (iOS Only)
Battery Type	CR2032 Lithium Metal (Included)
Battery Life	Up to 1 year
Water Resistance	IP67
Item Weight	9 grams (approx. 0.32 ounces)
Package Dimensions	3.94 x 2.68 x 0.67 inches
Material	Plastic, Silicone
Color	Black Pro

Feature	Detail
Date First Available	February 19, 2025

## WARRANTY AND SUPPORT

Ntaanoo is committed to providing reliable products and customer satisfaction.

- **Warranty:** This product comes with a 1-year warranty from the date of purchase, covering manufacturing defects.
- **Customer Support:** For any inquiries, technical assistance, or warranty claims, please contact Ntaanoo customer support. We aim to provide support within 12 hours.
- **Returns:** Standard return policy allows for returns within 30 days of purchase.



Image: Ntaanoo's commitment to customer service, including warranty and support.

© 2025 Ntaanoo. All rights reserved.

Apple and Find My are trademarks of Apple Inc., registered in the U.S. and other countries.