

boAt Nirvana Zenith Pro

boAt Nirvana Zenith Pro TWS Earbuds User Manual

Model: PP0010

1. INTRODUCTION

Welcome to the world of boAt Nirvana Zenith Pro TWS Earbuds. These earbuds are designed to provide a superior audio experience with advanced features such as Hybrid Adaptive Active Noise Cancellation, Spatial Audio, and Hi-Res Audio with LDAC support. This manual will guide you through the setup, operation, and maintenance of your new earbuds.

2. WHAT'S IN THE BOX

- boAt Nirvana Zenith Pro TWS Earbuds
- Charging Case
- Additional Earbuds (various sizes)
- USB Type-C Charging Cable
- User Manual



Image: boAt Nirvana Zenith Pro TWS Earbuds and Charging Case in Platinum Gold.

3. SETUP AND FIRST USE

3.1 Initial Charging

Before first use, fully charge your earbuds and charging case. Connect the USB Type-C cable to the charging port on the case and a power source. The LED indicator on the case will show charging status.

3.2 Pairing with Your Device

1. Open the charging case. The earbuds will automatically enter pairing mode.
2. On your smartphone or other Bluetooth-enabled device, go to Bluetooth settings.
3. Search for 'boAt Nirvana Zenith Pro' in the list of available devices.
4. Select it to connect. Once connected, you will hear an audio prompt.

NIRVANA ZENITH PRO

Awarded Best TWS by Gadgets 360



Image: Earbuds resting in their open charging case, indicating readiness for Bluetooth pairing.

4. OPERATING INSTRUCTIONS

4.1 Touch Controls

The boAt Nirvana Zenith Pro features intuitive touch controls on each earbud. Specific functions can be customized via the boAt Hearables App.

Action	Function
Single Tap (Left/Right)	Play/Pause Music, Answer/End Call
Double Tap (Right)	Next Track
Double Tap (Left)	Previous Track
Triple Tap (Left/Right)	Activate Voice Assistant
Long Press (Left/Right)	Toggle ANC/Ambient Mode

4.2 Active Noise Cancellation (ANC) & Ambient Mode

The earbuds feature 50dB Hybrid Adaptive ANC to minimize external noise, allowing for an immersive listening experience. Ambient Mode allows you to hear your surroundings while still enjoying your audio.

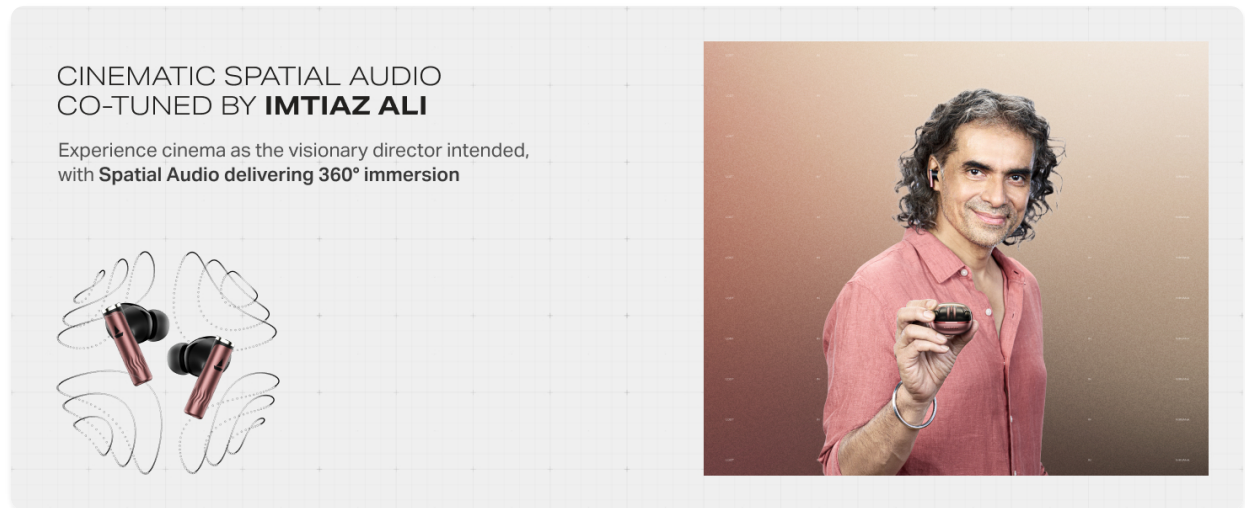


Image: Graphic demonstrating the effectiveness of 50dB Hybrid Adaptive Noise Cancellation.

4.3 Spatial Audio

Experience a theater-like sound from all directions with boAt Spatial Audio, co-tuned by filmmaker Imtiaz Ali. This feature provides a 360-degree immersive audio experience.

Your browser does not support the video tag.

Video: Filmmaker Imtiaz Ali discussing the co-tuning of Spatial Audio for an immersive experience.




Image: Visual representation of Spatial Audio creating a 360-degree sound field around the listener.

4.4 Hi-Res Audio with LDAC

The Nirvana Zenith Pro supports Hi-Res Audio powered by the LDAC codec, ensuring high-quality sound transmission and a rich listening experience through its 12mm drivers.



50dB HYBRID ADAPTIVE
ANC CO-TUNED BY
TECHNICAL GURUJI




Image: Detailed view of the 12mm audio drivers, highlighting Hi-Res Audio and LDAC compatibility.

4.5 boAt Hearables App Compatibility

Unlock Pro Mode and customize your listening experience with the boAt Hearables App. Adjust EQ modes, customize touch functions, control ANC settings, and receive software updates.



Image: Screenshot of the boAt Hearables App, showing various settings and customization options.

Download the app here: [boAt Hearables App](#)

4.6 Multipoint Connectivity

Connect and switch seamlessly between two devices simultaneously. For example, watch a movie on your

tablet and answer an incoming call on your phone without manually reconnecting.

**UP TO 80 HRS OF
PLAYBACK**

10 Mins Charge = 250 Mins Playtime
ASAP™ Charge



Image: Illustration of multipoint connectivity, with earbuds linked to both a smartphone and a tablet.

4.7 In-Ear Detection

The earbuds automatically pause playback when removed from your ears and resume when placed back in, providing a seamless listening experience.

Unlock Pro Mode via boAt HEARABLES APP

Get the latest software updates for enhanced performance via the boAt Hearables App. Stay updated, stay Pro



HEARABLES APP

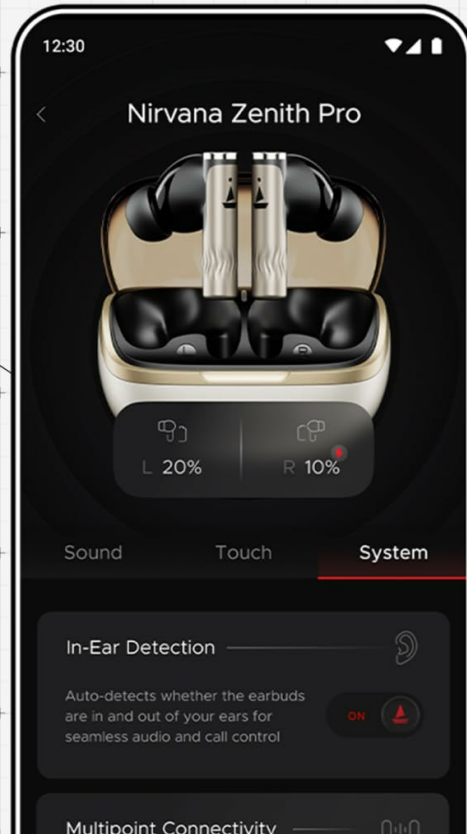


Image: Diagram showing an earbud in an ear, with text indicating 'Plug-in to Play' and 'Plug-Out to Pause'.

4.8 Beast Mode (Low Latency)

Activate Beast Mode for an ultra-low latency of 60ms, ideal for gaming to ensure synchronized audio and visuals.

BEAST™ MODE

60ms Low Latency
For Gaming



GOOGLE FAST PAIR

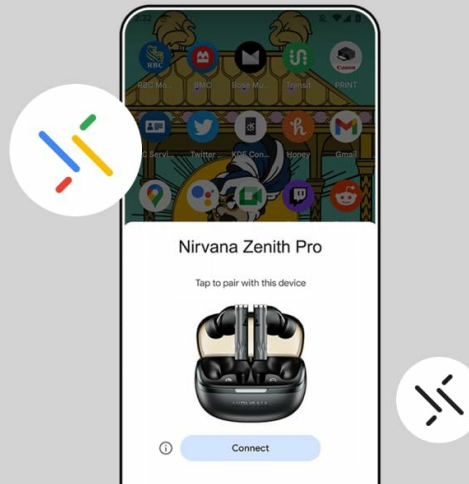


Image: A smartphone displaying a racing game, with earbuds positioned nearby, illustrating the Beast Mode for low-latency gaming.

4.9 Google Fast Pair Service

Enjoy quick and effortless pairing with Android devices using Google Fast Pair Service, allowing for instant connection upon opening the case.

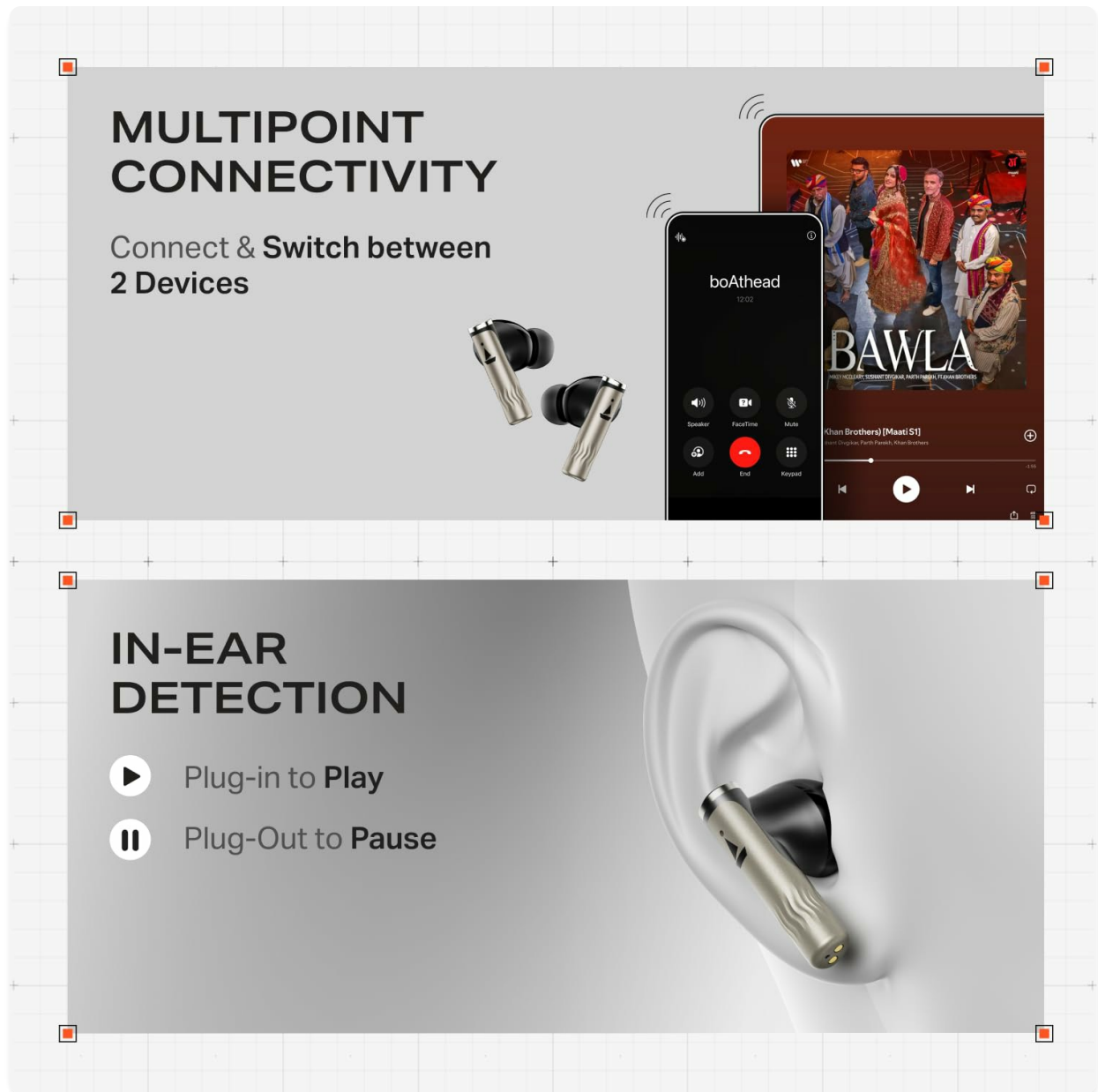


Image: A smartphone displaying a Google Fast Pair notification, prompting connection to the Nirvana Zenith Pro earbuds.

5. CHARGING AND BATTERY

The earbuds offer up to 80 hours of total playtime with the charging case. The ASAP Charge feature provides 250 minutes of playtime after just 10 minutes of charging.

- **Battery Life:** Up to 80 hours (with charging case)
- **ASAP Charge:** 10 minutes charge = 250 minutes playtime
- **Full Charge Time:** Approximately 110 minutes for earbuds and case.

12MM DRIVERS

boAt **Signature Sound**
that deliver precision-engineered audio



Image: Visual representation of the earbuds and charging case, highlighting 80 hours of playback and ASAP Charge capabilities.

6. MAINTENANCE AND CARE

- **Cleaning:** Regularly clean the earbuds and charging contacts with a soft, dry cloth. Avoid using harsh chemicals.
- **Storage:** Store the earbuds in their charging case when not in use to protect them and keep them charged.
- **Water Resistance:** The earbuds are IPX4 rated, meaning they are resistant to splashes and sweat. Do not submerge them in water.

Your browser does not support the video tag.

Video: A short animation demonstrating the IPX4 water resistance of the earbuds, showing protection against splashes.

7. TROUBLESHOOTING

7.1 Earbuds Not Pairing

- Ensure both earbuds are charged.

- Place earbuds back in the case, close the lid, wait a few seconds, then open again to re-enter pairing mode.
- Forget the device from your phone's Bluetooth settings and try pairing again.

7.2 Low Volume/Poor Sound Quality

- Check the volume levels on both your device and the earbuds.
- Ensure earbuds are clean and free of debris.
- Try different ear tip sizes for a better seal.
- Disable ANC temporarily to see if it improves sound in certain environments.

7.3 Earbuds Not Charging

- Ensure the charging cable is securely connected to both the case and the power source.
- Clean the charging contacts on both the earbuds and the case.
- Try a different charging cable or power adapter.

8. SPECIFICATIONS

Feature	Detail
Model Name	Nirvana Zenith Pro
Model Number	PP0010
Noise Control	50dB Hybrid Adaptive Active Noise Cancellation
Audio Codec	LDAC (Hi-Res Audio)
Drivers	12mm Dynamic Drivers
Microphones	6 Mics with AI-ENx Technology
Battery Life	Up to 80 Hours (with case)
Bluetooth Version	5.4
Water Resistance	IPX4
Low Latency	60ms (Beast Mode)
Weight	45 Grams

9. WARRANTY AND SUPPORT

Your boAt Nirvana Zenith Pro TWS Earbuds come with a **1-year warranty** from the date of purchase. Please retain your purchase receipt for warranty claims.

For further assistance, technical support, or warranty claims, please visit the official boAt website or contact their customer service. Contact information can typically be found on the product packaging or the official brand website.

