

Manuals+

[Q & A](#) | [Deep Search](#) | [Upload](#)

manuals.plus /

› [Samsung](#) /

› [Samsung 50-Inch Class QLED Q7F Series Samsung Vision AI Smart TV \(2025 Model, 50Q7F\) User Manual](#)

Samsung QN50Q7FAAFXZA

Samsung 50-Inch Class QLED Q7F Series Smart TV User Manual

Model: QN50Q7FAAFXZA

Brand: Samsung

1. INTRODUCTION

This user manual provides essential information for the safe and efficient operation of your Samsung 50-Inch Class QLED Q7F Series Smart TV. This television features a QLED display with Quantum HDR, Object Tracking Sound Lite, and is powered by the Q4 AI Gen1 Processor for 4K upscaling. It includes a Gaming Hub and Alexa Built-in for an enhanced entertainment experience. Please read this manual thoroughly before using your TV and keep it for future reference.



Image: Front view of the Samsung 50-Inch Class QLED Q7F Series Smart TV, showcasing its slim bezel and vibrant display.

2. WHAT'S IN THE BOX

Verify that all components are present in your product packaging:

- Samsung 50-Inch Class QLED Q7F Series Smart TV
- Power Cable
- User Manual (this document)
- SolarCell™ Remote Control (TM2560E)
- TV Stand components

SAMSUNG

50" Q7F

Dimensions:

(INCHES W x H x D):

- TV Without Stand: 44.1 x 25.5 x 2.4
- TV With Stand: 44.1 x 27.3 x 9.3
- Stand Footprint: 0.5 x 8.6 x 9.3
- Distance between the two ends of the stand: 29.6"

What's in the box:

- TV
- User Manual
- SolarCell™ Remote TM2560E
- Power Cable

Features and specifications subject to change.

Image: A visual representation detailing the dimensions of the 50-inch Q7F TV and a list of items included in the box, such as the TV, user manual, SolarCell™ Remote, and power cable.

3. SETUP GUIDE

3.1 Installing the Stand

1. Carefully place the TV screen-down on a soft, flat surface to prevent damage.
2. Align the stand components with the designated slots on the TV's bottom.
3. Secure the stand using the provided screws. Ensure all screws are tightened firmly.

3.2 Connecting Power

Connect the power cable to the TV's power input port, then plug the other end into a wall outlet. The TV will enter standby mode.

3.3 Initial Setup

Upon first power-on, the TV will guide you through the initial setup process, including language selection, network connection (Wi-Fi or Ethernet), and channel scanning.

4. CONNECTIONS

Your Samsung QLED TV offers various ports for connecting external devices.




Image: A detailed diagram illustrating the various input ports on the back of the Samsung Q7F TV, including USB-A, HDMI (eARC), HDMI 1, 2, Ethernet, and Cable/ANT connections.

- **HDMI (High-Definition Multimedia Interface):** Connect Blu-ray players, game consoles, and set-top boxes. This model features HDMI 3 with eARC for enhanced audio return and HDMI 1, 2 for standard connections.
- **USB-A:** For power or media playback from USB storage devices.
- **Ethernet (LAN):** For a wired internet connection, enabling streaming, updates, and smart features.
- **Cable/ANT:** Connect an antenna or cable TV signal for over-the-air broadcasts.

5. OPERATING THE TV

5.1 Remote Control

The included SolarCell™ Remote (TM2560E) allows you to control all TV functions. Ensure it is charged via solar power or USB-C.

5.2 Smart TV Features

Your Samsung QLED TV is equipped with advanced smart features:

- **Samsung Vision AI:** Utilizes AI-based formulas to adjust color and sound for an optimized viewing experience based on content type.
- **Gaming Hub:** Access thousands of games without a console. Simply grab a compatible controller and dive into cloud gaming services.

SAMSUNG

Compare our 2025 QLED lineup



Q6F

- Q4 AI Processor Lite
- Motion Xcelerator 60Hz
- Quantum HDR

Q7F

- Q4 AI Processor
- Supreme UHD Dimming
- Color Booster Pro

Q8F

- Motion Xcelerator 144Hz
- Quantum HDR+
- AirSlim

Image: A screenshot of the Samsung Gaming Hub interface, displaying various game titles and streaming services available directly on the TV.

- **Endless Free Content (Samsung TV Plus):** Watch over 2,700 free channels, including 400+ premium Samsung TV Plus channels, and access free streaming apps.

Why Samsung TVs

4 Reasons to buy:

Endless Content

Samsung TV Plus¹ +
Gaming Hub²



2,700+ free channels including 400+ Samsung TV Plus premium channels.¹

Thousands of games—no console required.²

Security

Powered by Knox³



Secures personal data with triple-layer protection.

Design

Innovative
Thin Design



Cutting-edge technology with a sleek minimalist design to blend with your lifestyle.

Connectivity

SmartThings⁴



Works with 340+ smart home brands and unlocks exclusive features with select Samsung devices.

¹Samsung Account required for network-based smart services, including streaming apps and other smart features. Additional apps required. A computer, mobile or other device may be necessary to create/log in to Samsung Account (free to download and create). Without Account log in, only external device connections (e.g., via HDMI) and terrestrial/over-the-air TV (only for TVs with tuners) available. ²High speed internet connection, additional gaming service subscriptions and compatible controller required. ³Personal data includes directly input PIN-codes and passwords, and IoT device information shared through the SmartThings App. The latest software update is required.

Image: A collage of diverse streaming content, illustrating the wide variety of movies, shows, and channels available through Samsung TV Plus.

- **Alexa Built-in:** Use voice commands to control your TV, search for content, and manage smart home devices.
- **SmartThings:** Connect and control compatible smart home devices directly from your TV.

5.3 Picture and Sound Optimization

Your TV incorporates advanced technologies for superior picture and sound quality:

- **Q4 AI Processor:** Powers dramatically clear color and sound, upscaling content to 4K resolution.

SAMSUNG Q7F

KEY FEATURES

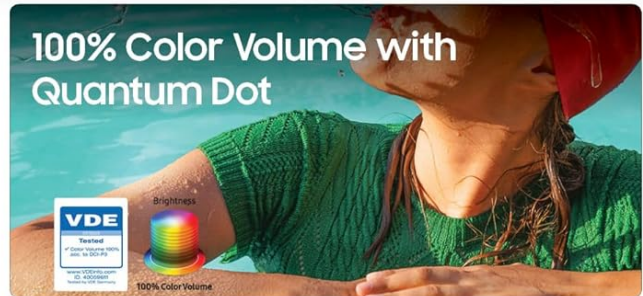
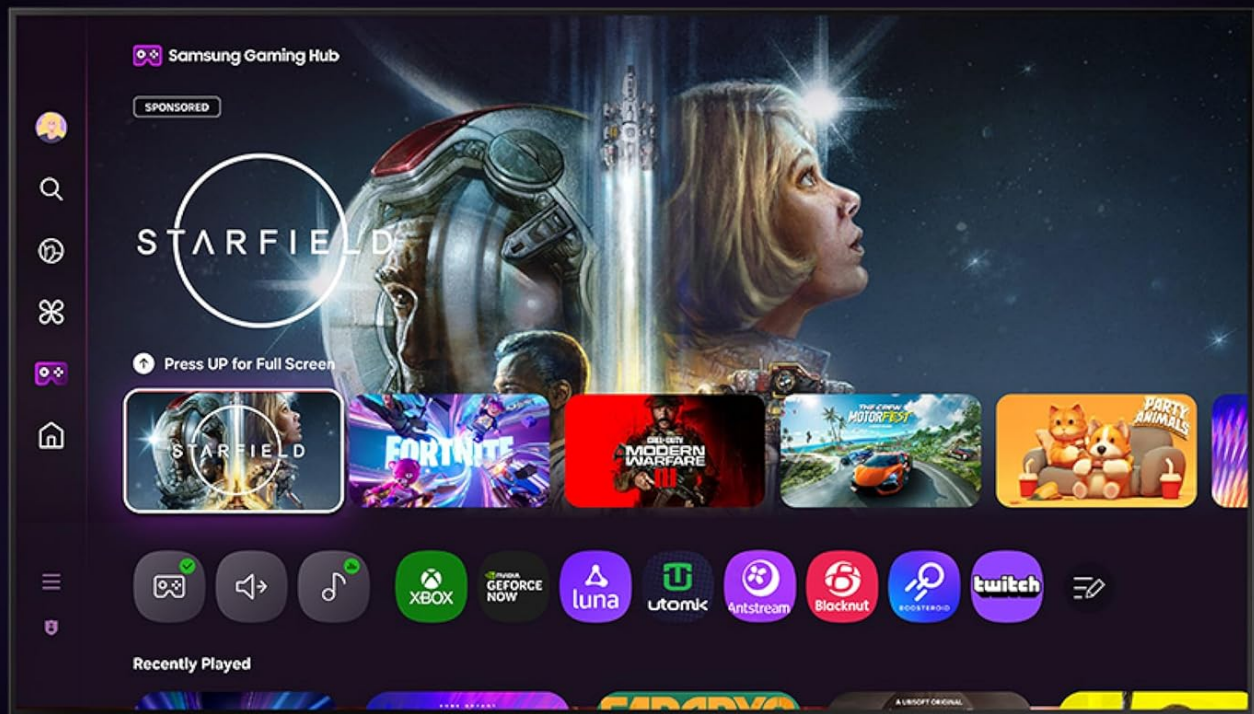


Image: A close-up rendering of the Samsung Q4 AI Processor chip, highlighting its intricate design and role in powering the TV's visual and audio capabilities.

- **100% Color Volume with Quantum Dot:** Displays over a billion colors that remain true even in the brightest scenes, certified by Pantone for color accuracy.



Samsung Gaming Hub

Grab a controller and dive into thousands of games – no console required*

*High speed internet connection, additional gaming service subscriptions and compatible controller required. Samsung Account required for network-based smart services, including streaming apps and other smart features. Separate [connected] computer, mobile or other device may be necessary to create/log in to Samsung Account (free to download and create). Without Account log in, only external device connections (e.g., via HDMI) and terrestrial/over-the-air TV (only for TVs with tuners) available.

Image: A vibrant image illustrating the concept of 100% Color Volume with Quantum Dot, showing a person in a swimming pool with water splashing, emphasizing the rich and accurate color reproduction.

- **Quantum HDR:** Enhances contrast with deep blacks and vibrant brights, revealing hidden details.



Motion Xcelerator

Experience clear picture and smooth motion in games and sports.

Image: A dynamic image showcasing Motion Xcelerator technology, with a motocross rider in motion, illustrating the TV's ability to render clear and smooth action scenes.

- **4K Upscaling:** Upgrades lower-resolution content to crisp 4K clarity.
- **Q-Symphony:** Allows the TV and a compatible soundbar to work together in perfect harmony, enhancing the audio experience without muting the TV speakers.

5.4 Security

- **Samsung Knox Security:** Provides triple-layer protection for your personal data, defending against harmful apps and phishing sites, and securing sensitive information like PINs and passwords. It also safeguards IoT devices connected to your TV.

Why Samsung TVs

4 Reasons to buy:

Endless Content

Samsung TV Plus¹ +
Gaming Hub²



2,700+ free channels including 400+ Samsung TV Plus premium channels.¹

Thousands of games—no console required.²

Security

Powered by Knox³



Secures personal data with triple-layer protection.

Design

Innovative
Thin Design



Cutting-edge technology with a sleek minimalist design to blend with your lifestyle.

Connectivity

SmartThings¹



Works with 340+ smart home brands and unlocks exclusive features with select Samsung devices.

¹Samsung Account required for network-based smart services, including streaming apps and other smart features. Additional apps required. A computer, mobile or other device may be necessary to create/log in to Samsung Account (free to download and create). Without Account log in, only external device connections (e.g., via HDMI) and terrestrial/over-the-air TV (only for TVs with tuners) available. ²High speed internet connection, additional gaming service subscriptions and compatible controller required. ³Personal data includes directly input PIN-codes and passwords, and IoT device information shared through the SmartThings App. The latest software update is required.

Image: A visual representation of Samsung Knox Security, showing a shield icon on a TV screen, symbolizing the triple-layer protection for personal data and connected IoT devices.

6. MAINTENANCE

6.1 Cleaning the TV

- **Screen:** Gently wipe the screen with a soft, lint-free microfiber cloth. For stubborn marks, slightly dampen the cloth with distilled water or a screen-specific cleaning solution (do not spray directly on the screen).
- **Body:** Use a soft, dry cloth to wipe the TV frame and stand. Avoid abrasive cleaners or solvents.

6.2 Software Updates

Regularly check for and install software updates to ensure optimal performance and access to the latest features and security enhancements. You can usually find this option in the TV's settings menu under 'Support' or 'Software Update'.

7. TROUBLESHOOTING

If you encounter issues with your TV, refer to the following common solutions:

Problem	Possible Solution
No Power	Ensure the power cable is securely connected to both the TV and the wall outlet. Test the outlet with another device.
No Picture / Black Screen	Check the input source (HDMI, Cable/ANT) is correctly selected. Verify external devices are powered on and connected properly. Try restarting the TV.
No Sound	Check the volume level and ensure the TV is not muted. Verify external audio devices (soundbar, receiver) are connected and configured correctly.
Remote Control Not Working	Ensure the remote is charged. Point the remote directly at the TV. Remove any obstructions between the remote and the TV.
Network Connection Issues	Restart your router and modem. Reconnect to the Wi-Fi network or check the Ethernet cable connection. Verify network settings in the TV menu.

For more detailed troubleshooting, please refer to the full User Manual PDF or visit the Samsung support website.

8. SPECIFICATIONS

Key technical specifications for the Samsung 50-Inch Class QLED Q7F Series Smart TV:

Feature	Detail
Brand	Samsung
Model Number	QN50Q7FAAFXZA
Screen Size	50 Inches
Display Technology	QLED
Resolution	4K (3840 x 2160)
Refresh Rate	60 Hz
Product Dimensions (D x W x H)	9.3"D x 44.1"W x 28.3"H
Item Weight	20.9 Pounds
Connectivity Technology	Bluetooth, Ethernet, HDMI, USB, Wi-Fi
Special Features	Built-In Speaker, Game Mode, Alexa Built-in
Included Components	Power Cable, Remote Control, Stand, User Manual

9. WARRANTY AND SUPPORT

For detailed warranty information, please refer to the warranty card included with your product or visit the official Samsung website. Samsung offers customer support for product inquiries, technical assistance, and service requests.

You can find additional support resources, including the full User Manual and Installation Manual, at the following links:

- [User Manual \(PDF\)](#)
- [Installation Manual \(PDF\)](#)

For direct support, please visit the official Samsung support website or contact their customer service line.