

Manuals+

[Q & A](#) | [Deep Search](#) | [Upload](#)

manuals.plus /

- › [Samsung](#) /
- › [SAMSUNG 65-Inch Class Crystal UHD U8000F 4K Smart TV User Manual](#)

Samsung

SAMSUNG 65-Inch Class Crystal UHD U8000F 4K Smart TV User Manual

Model: UN65U8000FFXZA

Brand: Samsung

1. INTRODUCTION

The SAMSUNG 65-Inch Class Crystal UHD U8000F 4K Smart TV offers a vibrant 4K viewing experience with rich colors and contrast, powered by an advanced 4K processor. This television is designed to provide extensive entertainment options through its smart features and ensure data security with proprietary triple-layer protection. This manual will guide you through the setup, operation, and maintenance of your new television.




Figure 1.1: Front view of the SAMSUNG 65-Inch Class Crystal UHD U8000F 4K Smart TV.

2. WHAT'S IN THE BOX

Carefully unpack your television and ensure all components are present. The package should contain the following items:

- SAMSUNG 65-Inch Class Crystal UHD U8000F 4K Smart TV
- Remote Control (TM2240A) with batteries
- TV Stand components
- Power Cable
- User Manual (this document)

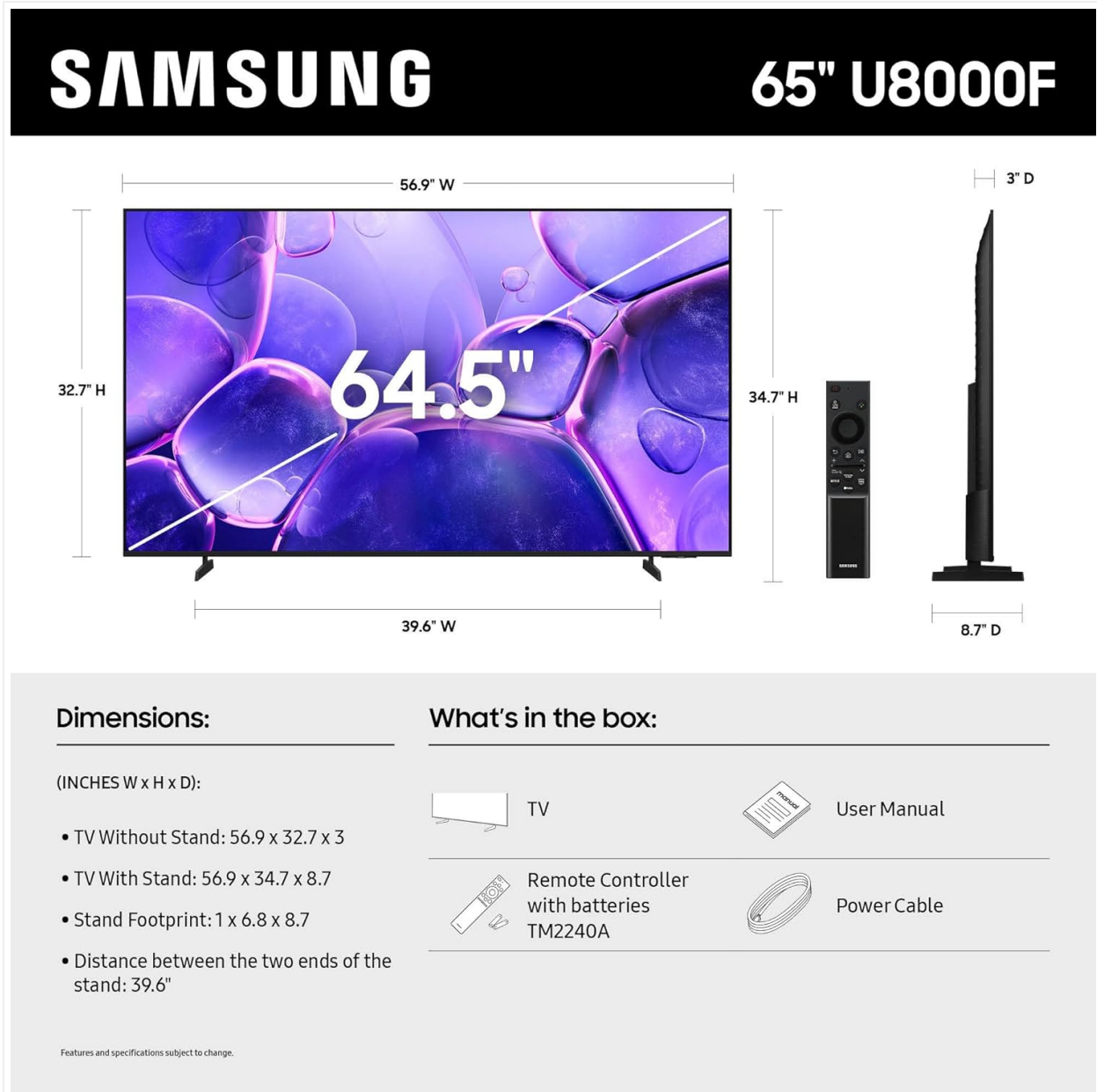


Figure 2.1: Included components: TV, remote control, stand, power cable, and user manual.

3. SETUP GUIDE

3.1. Stand Assembly

1. Place the TV screen-down on a soft, flat surface to prevent damage.
2. Align the stand components with the designated slots on the bottom of the TV.

3. Secure the stand using the provided screws. Refer to the diagram for correct orientation.

3.2. Connecting Power


Connect the power cable to the TV's power input port and then plug the other end into a wall outlet. Ensure the connection is secure.

3.3. Connecting External Devices

Your TV is equipped with various ports for connecting external devices. Refer to the diagram below for port locations and types.

SAMSUNG


U8000F




Crystal UHD

KEY FEATURES


Crystal Processor 4K




MetalStream Design




Samsung Knox Security



Endless Free Content



4K Upscaling



Motion Xcelerator




Figure 3.1: Rear panel connectivity ports.

- **HDMI (eARC):** For high-definition audio and video from devices like Blu-ray players, game consoles, or soundbars. The eARC port supports enhanced audio return channel for high-quality sound.
- **USB:** For connecting USB storage devices to play media or for power.
- **Cable/ANT:** For connecting an antenna or cable TV signal.
- **LAN (Ethernet):** For a wired internet connection.

3.4. Initial Power On and Setup Wizard


After connecting power and any desired devices, press the power button on the remote control. The TV will

guide you through an initial setup wizard, including network connection, channel scanning, and smart feature configuration.

4. KEY FEATURES

The SAMSUNG Crystal UHD U8000F TV incorporates several advanced technologies to enhance your viewing experience:

4.1. Crystal Processor 4K




Endless Free Content

Watch 2,700+ free channels including 400+ Samsung TV Plus premium channels and on free streaming apps*

*Samsung Account required for network-based smart services, including streaming apps and other smart features. Computer, mobile or other device may be necessary to create/link it to Samsung Account. Free to download and credit. Without Account log in, only external device connections (e.g., via HDMI) and terrestrial over-the-air TV (only for TVs with tuner) available. Channels may vary by location and are subject to change. US is subject to change without prior notice.

This powerful processor enables 3D color mapping and intelligent upscaling, ensuring a clear and vibrant 4K picture quality for all content.

4.2. MetalStream Design



Crystal Processor 4K

Powers 3D color mapping and upscaling for a clear picture

An elegant metal design crafted from a single sheet, featuring a slim bezel that integrates seamlessly into your living space with minimal distractions.

4.3. Samsung Knox Security



MetalStream Design

An elegant metal design that upgrades your space

Your personal data is secured with triple-layer protection. Samsung Knox Security defends against harmful applications and phishing sites, protecting sensitive information like PINs and passwords, and safeguarding IoT devices connected to your TV.

4.4. Endless Free Content

Why Samsung TVs

4 Reasons to buy:

Endless Content

Samsung TV Plus + Gaming Hub¹

2,700+ free channels including 400+ Samsung TV Plus premium channels.¹
Thousands of games-no console required.²

Security

Powered by Knox³

Secures personal data with triple-layer protection.

Design

Innovative than Design⁴

Cutting-edge technology with a sleek minimalist design to blend with your lifestyle.

Connectivity

SmartThings⁵

Works with 340+ smart home brands and unlocks exclusive features with select Samsung devices.

¹Samsung Account required for network-based smart services, including streaming apps and other smart features. Additional apps required. A computer, mobile or other device may be necessary to complete the Samsung Account (free to download and create). Without Account log in, only external device connections (e.g., via HDMI) and terrestrial/over-the-air TV (only for TVs with tuning) available. High speed internet connection, additional gaming service subscriptions and compatible controller required. ²Personal apps include directly input PIN codes and passwords, and IoT device information shared through the SmartThings App. The latest software update is required.

Access over 2,700 free channels, including 400+ Samsung TV Plus premium channels, and a wide array of free streaming applications. Enjoy news, sports, movies, and more without subscription fees.

4.5. 4K Upscaling



Samsung Knox Security

Secures personal data* with triple-layer protection

*Personal data includes directly input PIN-codes and passwords, and IoT device information shared through the SmartThings app. The latest software update is required.

Content with lower resolution is upgraded to crisp 4K clarity, bringing details to life in every scene, even from non-4K sources.

4.6. Motion Xcelerator

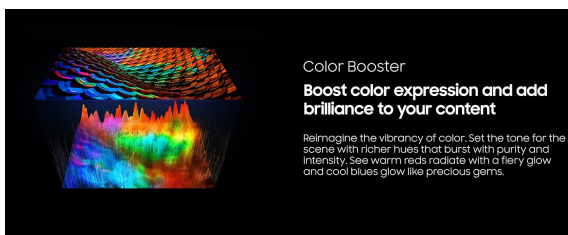


4K Upscaling

Upgrades what you watch to crisp 4K clarity.

Experience clear picture and smooth motion, especially in fast-paced games and sports. Motion Xcelerator estimates and smooths movement between frames for improved clarity at up to 60Hz.

4.7. HDR (High Dynamic Range)



Color Booster

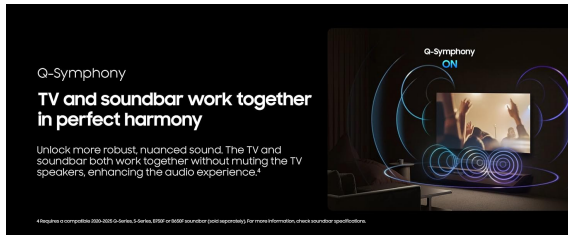
Boost color expression and add brilliance to your content

Reimagine the vibrancy of color. Set the tone for the scene with richer hues that burst with purity and intensity. See warm reds radiate with a fiery glow and cool blues glow like precious gems.

Enjoy expanded contrast for enhanced visual detail.

HDR provides a wider spectrum of colors and greater depth by optimizing the lightest and darkest parts of a scene.

4.8. Color Booster



Boost color expression and add brilliance to your content. This feature reimagines color vibrancy, setting the tone with richer hues and intense purity.

4.9. Q-Symphony



When paired with a compatible Samsung soundbar (sold separately), Q-Symphony allows the TV and soundbar speakers to work in perfect harmony, enhancing the overall audio experience without muting the TV's internal speakers.

5. OPERATING INSTRUCTIONS


5.1. Basic Operation

- **Power On/Off:** Press the Power button on the remote control.
- **Input Selection:** Use the Source button on the remote to switch between connected devices (HDMI, USB, TV).
- **Volume Control:** Use the Volume Up/Down buttons.
- **Channel Navigation:** Use the Channel Up/Down buttons for broadcast channels.

5.2. Smart Features and Navigation

Your Samsung Smart TV provides access to a wide range of applications and services. Navigate the Smart Hub using the directional pad and OK button on your remote.

SAMSUNG



1. HDMI 1 (eARC)

4K@60Hz

Enhanced audio return for high-quality sound and advanced formats



2. USB-A

Standard rectangular port for power or media playback



3. Cable/ANT

Connector for over-the-air antenna or cable TV signals



4. HDMI 2

4K@60Hz

Transmits high-definition video and audio from external devices



5. HDMI 3

4K@60Hz

Transmits high-definition video and audio from external devices



6. Ethernet

Wired internet connection for streaming, updates, and smart features

Figure 5.1: Samsung Gaming Hub interface.

- **Samsung Gaming Hub:** Access thousands of games directly from your TV without needing a console.
- **Streaming Apps:** Download and use popular streaming services.
- **Samsung TV Plus:** Enjoy free live and on-demand content.
- **Settings Menu:** Access TV settings for picture, sound, network, and general preferences.

6. CONNECTIVITY

The U8000F TV offers versatile connectivity options:

- **Wi-Fi:** Connect to your home wireless network for internet access and smart features.
- **Bluetooth:** Pair wireless headphones, soundbars, or other Bluetooth-enabled devices.
- **HDMI Ports:** Multiple HDMI ports (including eARC) for high-quality digital audio and video connections.
- **USB Ports:** For connecting USB storage devices or other peripherals.
- **Ethernet (LAN) Port:** Provides a stable wired internet connection.

7. MAINTENANCE

Proper maintenance ensures the longevity and optimal performance of your TV:

- **Cleaning the Screen:** Gently wipe the screen with a soft, dry microfiber cloth. For stubborn smudges, lightly dampen the cloth with water or a screen-specific cleaner. Avoid harsh chemicals.
- **Cleaning the Cabinet:** Use a soft, dry cloth to clean the TV's cabinet.
- **Ventilation:** Ensure adequate airflow around the TV. Do not block ventilation openings.
- **Software Updates:** Regularly check for and install software updates through the TV's settings menu to ensure the latest features and security patches.

8. TROUBLESHOOTING

If you encounter issues with your TV, refer to the following common troubleshooting steps:

Problem	Possible Cause	Solution
No Power	Power cable disconnected; power outlet issue.	Ensure power cable is securely connected. Test the outlet with another device.
No Picture/Sound	Incorrect input source; external device issue; cable connection.	Verify correct input source. Check connections to external devices. Restart external devices.
No Wi-Fi Connection	Router issue; incorrect password; TV too far from router.	Restart your router. Re-enter Wi-Fi password. Move TV closer to router or use a wired connection.
Remote Control Not Working	Dead batteries; obstruction; remote not paired.	Replace batteries. Remove any obstructions between remote and TV. Re-pair remote if necessary (refer to TV's on-screen guide).

For more complex issues, consult the full digital manual available through your TV's Smart Hub or contact Samsung customer support.

9. SPECIFICATIONS

Detailed technical specifications for the SAMSUNG 65-Inch Class Crystal UHD U8000F 4K Smart TV:

Feature	Detail
Model Number	UN65U8000FFXZA
Screen Size	65 Inches (166 cm diagonal)
Display Technology	LED
Resolution	4K UHD (3840 x 2160)
Refresh Rate	60 Hz
Aspect Ratio	16:9

Feature	Detail
Product Dimensions (WxDxH)	56.9" x 8.7" x 34.7" (with stand)
Item Weight	32 Pounds
Connectivity	Bluetooth, Wi-Fi, USB, Ethernet, HDMI
Special Features	Built-In Speaker, Game Mode
Color	Black

10. WARRANTY AND SUPPORT

Your SAMSUNG 65-Inch Class Crystal UHD U8000F 4K Smart TV comes with a manufacturer's warranty. Please refer to the warranty card included in your product packaging for specific terms, conditions, and duration. For technical assistance, troubleshooting beyond this manual, or warranty claims, please contact Samsung Customer Support. Contact information can typically be found on the Samsung official website or on the warranty card.