

## Manuals+

[Q & A](#) | [Deep Search](#) | [Upload](#)

manuals.plus /

› [Samsung](#) /

› [Samsung 75-Inch Class The Frame Pro LS03FW 4K Neo QLED Mini LED Smart TV \(2025 Model\) User Manual](#)

## Samsung QN75LS03FWFXZA

# Samsung 75-Inch Class The Frame Pro LS03FW 4K Neo QLED Mini LED Smart TV (2025 Model) User Manual

Model: QN75LS03FWFXZA | Brand: Samsung

## 1. INTRODUCTION

Welcome to the user manual for your new Samsung 75-Inch Class The Frame Pro LS03FW 4K Neo QLED Mini LED Smart TV. This manual provides essential information for setting up, operating, maintaining, and troubleshooting your television to ensure optimal performance and enjoyment.

### Key Features:

- **Modern Frame Design with Wireless One Connect:** Seamlessly blends into your decor with customizable bezels and a wireless connection hub for a clutter-free setup.
- **Art Mode:** Transforms your TV into a personal art gallery when not in use, displaying curated collections or your own photos with a matte display for a realistic, print-like finish.
- **Artful Picture Quality with Neo QLED:** Utilizes Mini LEDs for precise lighting, delivering spectacular and immersive 4K viewing with Pantone Validated Artful Color.
- **Samsung Vision AI:** Enhances picture and sound with AI-powered experiences for deeper content engagement.
- **Motion Xcelerator 144Hz:** Provides smooth visuals and elite speeds for VRR gaming at up to 4K 144Hz.
- **Samsung Gaming Hub:** Access thousands of games without a console.



Figure 1.1: The Samsung 75-Inch Class The Frame Pro TV in Art Mode, showcasing its sleek design.

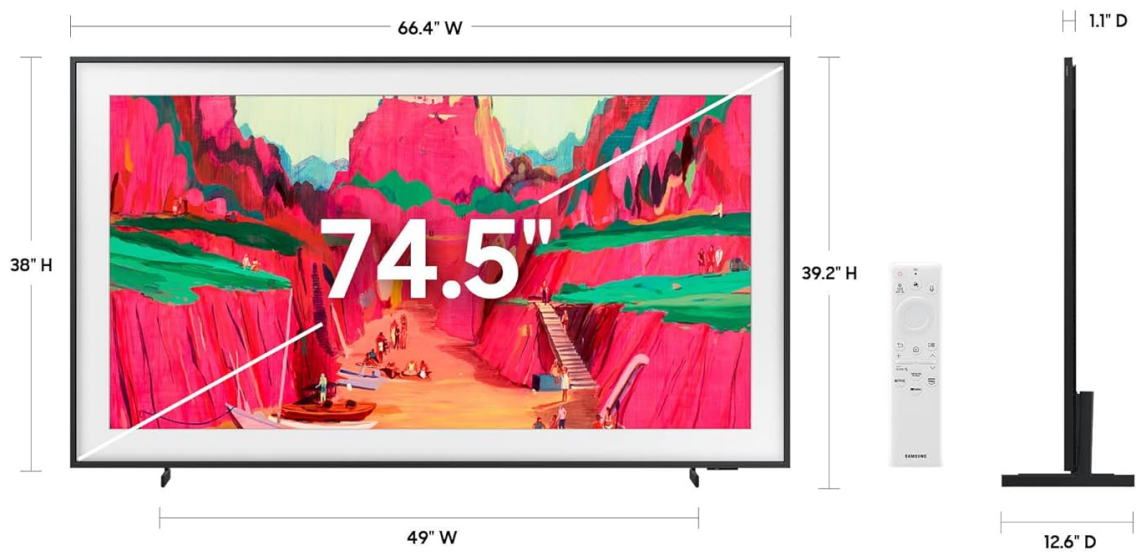
## 2. WHAT'S IN THE BOX

Please ensure all the following components are included in your package:

- Samsung The Frame Pro TV
- Wireless One Connect Box
- Power Cable
- Remote Control
- Stand
- User Manual (this document)

New &  
Notable

# 75" The Frame Pro



## Dimensions:

(INCHES W x H x D):

- TV Without Stand: 66.4 x 38 x 1.1
- TV With Stand: 66.4 x 39.2 x 12.6
- Stand Footprint: 1 x 9.4 x 12.6
- Distance between the two ends of the stand: 49"
- Wireless One Connect Box: 11.6 x 1.5 x 5

## What's in the box:

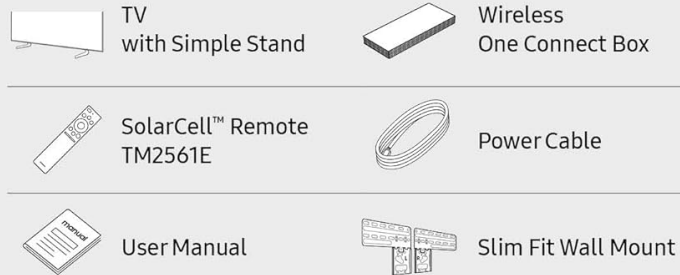


Figure 2.1: Visual representation of the TV dimensions and included accessories, such as the Wireless One Connect Box and remote.

## 3. SETUP

### 3.1 Unpacking and Placement

1. Carefully remove the TV and all components from the packaging.
2. Choose a suitable location for your TV. Ensure it is on a stable surface or securely mounted to a wall.
3. For wall mounting, utilize the included Slim Fit Wall Mount for a flush appearance.



Figure 3.1: The Frame TV designed to hang like a picture, mounted flush against the wall.

### 3.2 Connecting the Wireless One Connect Box

The Wireless One Connect Box centralizes all your connections, allowing for a clean installation. It must be connected to the TV wirelessly for full TV functionality. Wireless connection may be affected by surrounding environment, may not connect when enclosed or blocked by metal (e.g., from inside a metal cabinet) or by other physical objects such as walls. Both the TV and Wireless One Connect Box require separate power cord connections.

1. Place the Wireless One Connect Box in a convenient location, ensuring it has clear line-of-sight to the TV for optimal wireless performance.
2. Connect your external devices (cable box, gaming console, soundbar, etc.) to the appropriate ports on the One Connect Box.
3. Connect the power cable to the One Connect Box and plug it into a power outlet.
4. Connect the TV's power cable and plug it into a power outlet.

# SAMSUNG



## Play EA SPORTS FC™ 25. No console required.

Claim 2 months of Xbox Game Pass Ultimate  
on the Samsung Promotion app



Samsung account, internet connection, additional gaming service subscription and compatible controller are required. 2-month trial of Game Pass Ultimate ("Offer") available on select 2022 or later Samsung Smart TVs ("Qualifying Product"). To receive Offer you must: (1) by 8/12/25, while supplies last, claim Offer in Samsung Promotion app on a Qualifying Product and receive code, and (2) by 8/19/25 redeem by entering the code received at [xbox.com/redeem](https://xbox.com/redeem). Valid for accounts without an active Xbox Game Pass subscription only. Xbox Game Pass Ultimate will auto-renew at \$19.99/mo (or then-current price) after free trial until cancellation. Cancel anytime. Terms and conditions apply at [xbox.com/en-US/legal/subscription-terms](https://xbox.com/en-US/legal/subscription-terms).

Figure 3.2: Detailed view of the Wireless One Connect Box, highlighting its various input and output ports including HDMI, USB, Ethernet, and Antenna.

### 3.3 Initial Setup

Follow the on-screen instructions to complete the initial setup, including network connection, channel scanning, and Samsung Account login. A Samsung Account login and internet connection are required for network-based smart services.


## 4. OPERATING YOUR TV

### 4.1 Art Mode

When you're not watching TV, The Frame transforms into a beautiful piece of art. The matte display and Pantone Validated Artful Color enhance your favorite artwork for a realistic museum-like viewing experience.

- To activate Art Mode, simply press the Power button on your remote when the TV is off, or select Art Mode from the Smart Hub.

- Access a curated collection from the Art Store (paid subscription required) or upload your own photos.
- Customize the look with various mat styles and colors to complement your space.
- The Motion + Brightness Sensor can automatically turn on Art Mode when someone enters the room and adjust brightness based on ambient light.




## Art Mode

Beautifully curated with access to art from the world's best museums, galleries, and artists\*

\*Fees apply to subscription service. Art pieces in the Art Store are subject to change without prior notice.

Figure 4.1: The TV in Art Mode, showcasing a selection of digital artworks and the Art Store interface.



## Anti-Reflection with Matte Display

Makes art look true-to-life with print-like finish


Figure 4.2: A visual comparison demonstrating the anti-reflection capabilities of the matte display, making art appear more realistic.

### 4.2 Smart Features and AI

Your The Frame Pro TV is equipped with advanced smart features powered by the NQ4 AI Gen3 Processor and Samsung Vision AI.

- **Samsung Vision AI:** Redefines TV with AI-enhanced picture and sound, plus revolutionary personalized experiences. AI Upscaling utilizes AI-based formulas to optimize content.
- **Smart Hub:** Navigate through streaming apps, live TV, and connected devices.
- **Alexa Built-in:** Use voice commands for TV control, smart home management, and information retrieval.
- **Endless Free Content:** Stream over 2,700 free channels, including 400+ Samsung TV Plus premium channels.

# Samsung Vision AI ✨ is here

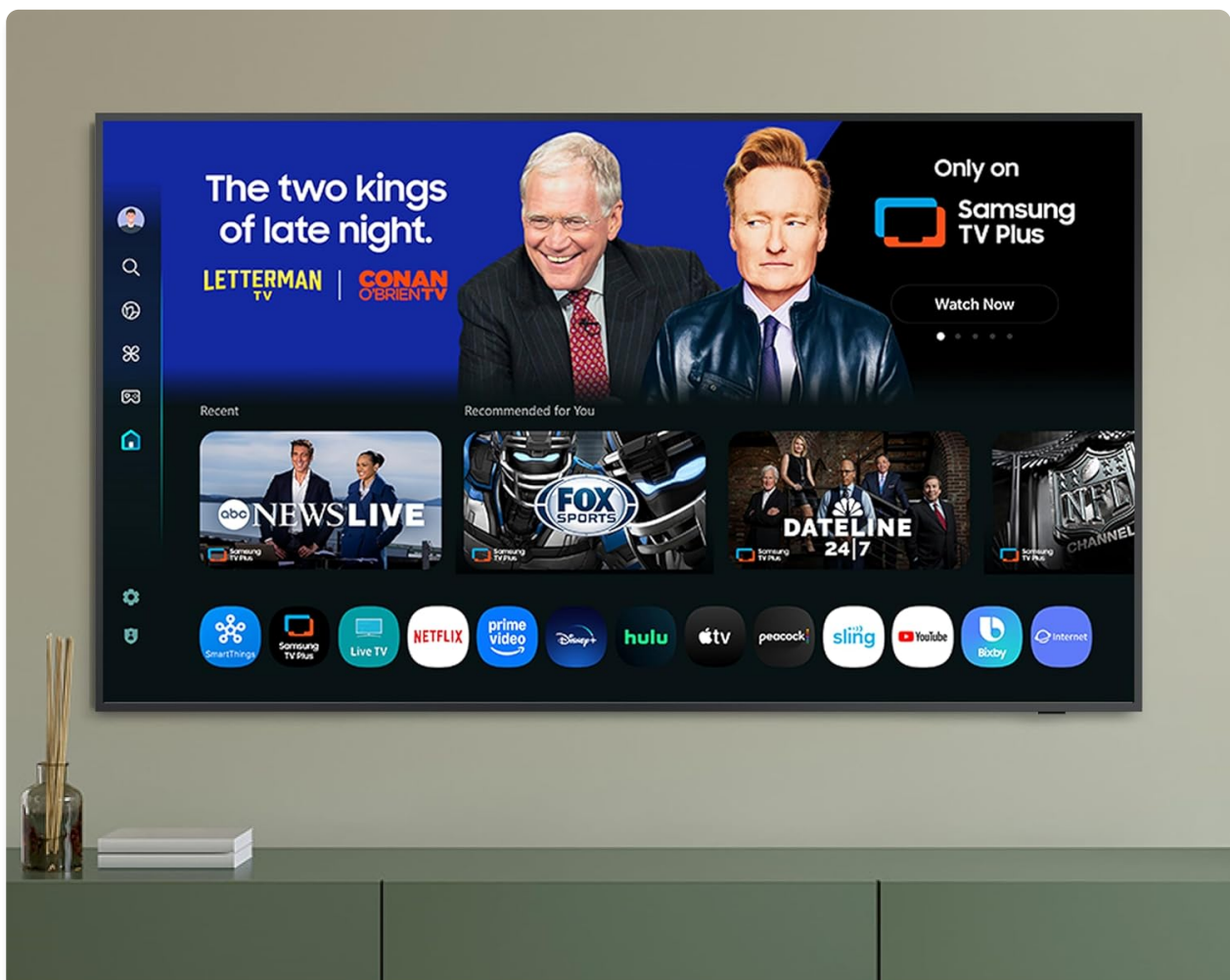


## Samsung Vision AI

Redefining TV with AI-enhanced picture\* and sound,  
plus revolutionary AI-powered experiences

\*Utilizes AI-Based formulas.

Figure 4.3: The Samsung Vision AI interface, illustrating its capabilities in enhancing picture quality and user experience.



## Endless Free Content

Stream 2,700+ free channels including 400+ Samsung TV Plus premium channels\*

\*Samsung Account required for network-based smart services, including streaming apps and other smart features. Computer, mobile or other device may be necessary to create/log in to Samsung Account (free to download and create). Without Account log in, only external device connections (e.g., via HDMI) and terrestrial/over-the-air TV (only for TVs with tuners) available. Channels may vary by location and are subject to change. UI is subject to change without prior notice.

Figure 4.4: The Smart Hub interface, showing a wide array of streaming services and free content options.

### 4.3 Gaming Features

Experience smooth visuals and elite speeds for gaming with Motion Xcelerator 144Hz.

- **4K 144Hz:** Enjoy high refresh rates for compatible PC connected games (PC graphic card required).
- **Game Mode:** Automatically optimizes settings for gaming, reducing input lag.
- **Samsung Gaming Hub:** Access a vast library of games directly from your TV without needing a console.

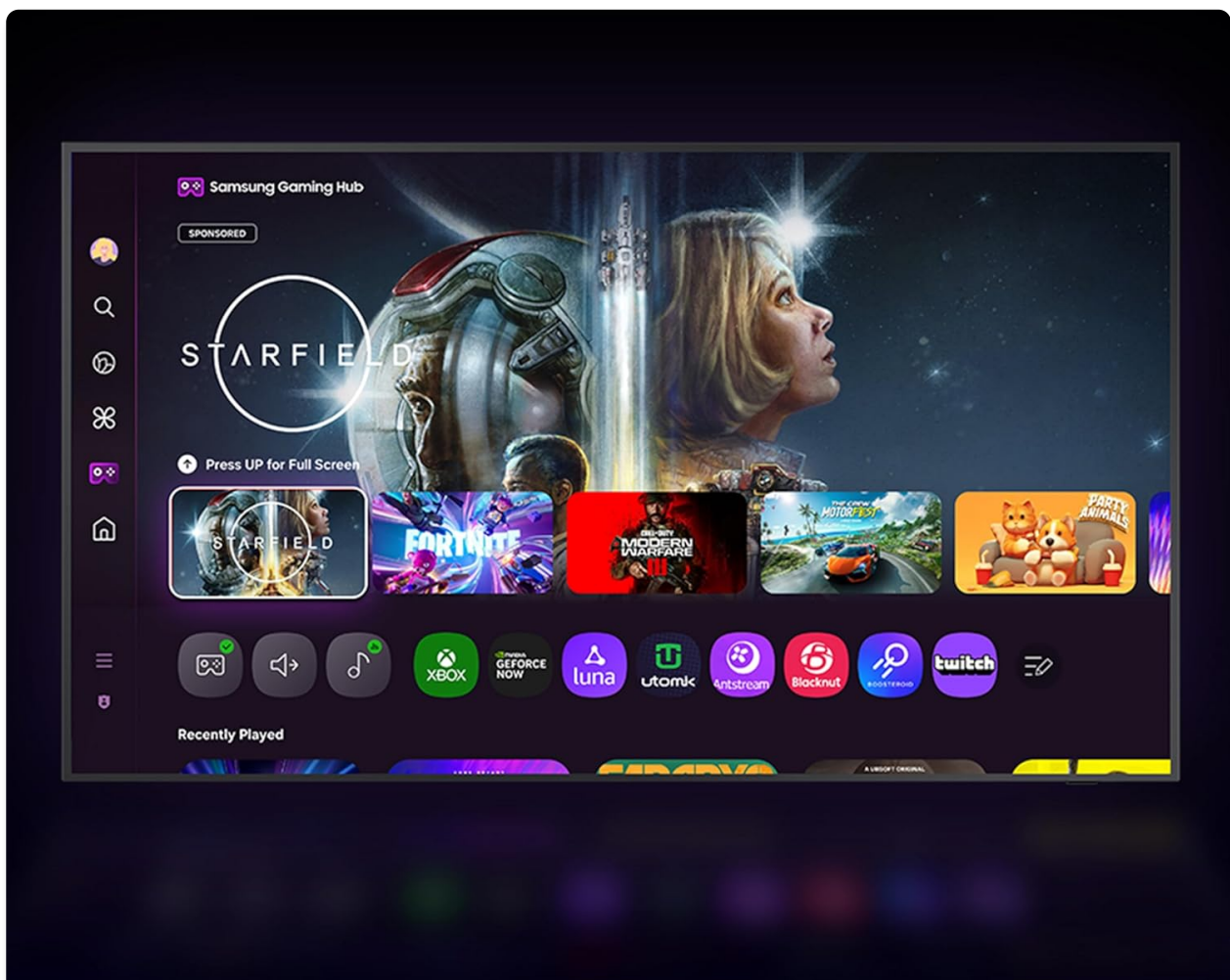


## Motion Xcelerator 144Hz

Brings smooth motion to sports and tear-free gaming\*

\*4K144Hz is only available with PC connected games that support such specifications (PC graphic card required). Performance may vary.

Figure 4.5: A high-speed racing game demonstrating the smooth motion provided by Motion Xcelerator 144Hz.



## Samsung Gaming Hub

Grab a controller and dive into thousands of games – no console required\*

High speed internet connection, additional gaming service subscriptions and compatible controller required. Samsung Account required for network-based smart services, including streaming apps and other smart features. Separate [connected] computer, mobile or other device may be necessary to create/log in to Samsung Account (free to download and create). Without Account log in, only external device connections (e.g., via HDMI) and terrestrial/over-the-air TV (only for TVs with tuners) available.

Figure 4.6: The Samsung Gaming Hub, showing a selection of popular game titles available for streaming directly on the TV.

## 5. MAINTENANCE

### 5.1 Cleaning the Screen

To clean the screen, gently wipe it with a soft, lint-free cloth. For stubborn marks, lightly dampen the cloth with water or a specialized screen cleaner. Avoid using harsh chemicals, abrasive materials, or spraying liquid directly onto the screen.

### 5.2 Cleaning the Frame and Body

Wipe the TV frame and body with a soft, dry cloth. Do not use any liquid cleaners directly on the frame, especially if you have a custom bezel, as it may damage the finish.

### 5.3 General Care

- Avoid placing the TV in direct sunlight or near heat sources.
- Ensure adequate ventilation around the TV.

- Do not block the ventilation openings.
- Unplug the TV from the power outlet during lightning storms or when unused for long periods.

## 6. TROUBLESHOOTING

If you encounter issues with your Samsung The Frame Pro TV, please refer to the following common problems and solutions:

Problem	Possible Solution
TV does not turn on or is unresponsive.	Ensure the power cables for both the TV and the Wireless One Connect Box are securely plugged into working outlets. Try unplugging both for 30 seconds and plugging them back in. Check the remote control batteries.
Menus are slow or laggy.	This can sometimes be resolved by restarting the TV (unplugging from power for a few minutes). Ensure your TV's software is up to date. Navigate to Settings > Support > Software Update.
Wireless One Connect Box connection issues.	Ensure the One Connect Box is placed in an open area with clear line-of-sight to the TV, free from metal obstructions or thick walls. Restart both the TV and the One Connect Box.
Picture or sound quality issues.	Check all cable connections to the One Connect Box. Ensure the source device (e.g., cable box, gaming console) is outputting the correct resolution. For sound issues, check audio settings and connections to external sound systems.
Art Mode does not activate or display correctly.	Ensure the TV is connected to the internet for Art Store access. Check the Motion + Brightness Sensor settings if using automatic activation.

If the problem persists after trying these solutions, please refer to the full online user manual or contact Samsung customer support for further assistance.

## 7. SPECIFICATIONS

Feature	Detail
Brand	Samsung
Model Number	QN75LS03FWFXZA
Screen Size	75 Inches (191 cm diagonal)
Display Technology	QLED (Neo QLED Mini LED)

Feature	Detail
Resolution	4K
Refresh Rate	120 Hz (up to 144Hz for PC gaming)
Aspect Ratio	16:9
Connectivity Technology	Bluetooth, Ethernet, HDMI, USB, Wi-Fi
Product Dimensions (D x W x H)	39.2"D x 66.4"W x 39.2"H
Item Weight	68.2 Pounds
On-mode Power Consumption	205 watts
Special Features	Built-In Speaker, Game Mode, Art Mode, Samsung Vision AI, Alexa Built-in
Included Components	Power Cable, Remote Control, Stand, User Manual

## 8. WARRANTY AND SUPPORT

### 8.1 Product Warranty

Your Samsung The Frame Pro TV comes with a limited manufacturer's warranty. Please refer to the warranty card included in your product packaging or visit the official Samsung website for detailed terms and conditions regarding warranty coverage and duration.

### 8.2 Customer Support

For technical assistance, troubleshooting beyond this manual, or service requests, please contact Samsung Customer Support. You can find contact information and additional resources on the official Samsung support website:

[Visit Samsung Support Website](#)