

Manuals+

[Q & A](#) | [Deep Search](#) | [Upload](#)

Manuals.plus /

- › [X-koala](#) /
- › X-koala F9 Folding Electric Bike User Manual

X-koala F9

X-koala F9 Folding Electric Bike

USER MANUAL

1. Introduction and Overview

Welcome to the X-koala F9 Folding Electric Bike user manual. This guide provides essential information for the safe and efficient operation, assembly, maintenance, and troubleshooting of your new electric bicycle. The X-koala F9 is designed for adult commuters, featuring a powerful 500W motor, a 48V 15AH removable battery, and a convenient foldable design for easy transport and storage.

Your X-koala F9 electric bike is built with a focus on safety and comfort, incorporating a full shock absorption system and dual disc brakes. It is UL2849 certified, ensuring high safety standards.



Figure 1: X-koala F9 Folding Electric Bike in its full form, showcasing its compact and robust design.

Video 1: Overview of the X-Koala F12 & F9 Folding Electric Bikes for Adults, demonstrating key features and usage scenarios.

2. Safety Information

Always prioritize safety when operating your electric bike. Read and understand all instructions before your first ride. Wear appropriate safety gear, including a helmet, and ensure all components are securely fastened.

- **UL2849 Certification:** This electric bike is UL2849 certified, indicating compliance with electrical system safety standards for electric bicycles.
- **Braking System:** The bike is equipped with dual disc brakes (front and rear) for reliable stopping power in various weather conditions. Always test brakes before riding.
- **Lighting:** Front and rear LED lights enhance visibility, especially during low-light conditions. Ensure lights are functional before riding at night.

- **Tire Pressure:** Maintain correct tire pressure for optimal performance and safety. Refer to the tire sidewall for recommended pressure.
- **Weight Limit:** Do not exceed the maximum weight recommendation of 265 pounds (120 kg).



Figure 2: Illustration of the dual disc brake system, highlighting its quick response and efficient braking capabilities for all-terrain adaptability.

Full Shock Absorption System



Figure 3: The full shock absorption system, including hydraulic shock absorption and fork damping, designed for a smooth and comfortable ride.

3. Setup and Assembly

Your X-koala F9 electric bicycle comes approximately 95% pre-assembled. Follow these steps to complete the assembly:

1. **Raise the Stem and Lock:** Carefully raise the handlebar stem and secure it in place using the locking mechanism.
2. **Insert Handlebars:** Insert the handlebars into the round hole on the stem. Adjust to your most comfortable riding position and tighten the screws securely.
3. **Secure Phone Holder:** Attach the phone holder to the handlebars and tighten its set screws.
4. **Install Seat:** Open the seat and insert it into the seat tube. Adjust the seat height for comfort and tighten the set screws.
5. **Insert Battery:** Insert the removable battery into the seat tube compartment. Ensure it is fully seated and locked.
6. **Install Foot Pedals:** Install the foot pedals and tighten them securely.

Video 2: Detailed installation guide for the F9-F12 folding ebike, showing step-by-step assembly of components.

500W Powerful Motor

The powerful motor provides strong power for your journey, suitable for commuting, shopping and park riding.



-  500W Peak Motor
-  25 MPH Max Speed
-  30° Uphill

Figure 4: Close-up of the LED display and phone holder on the handlebars, indicating various riding data points.

4. Operating Instructions

The X-koala F9 offers a versatile riding experience with multiple modes and intuitive controls.

- **Power On/Off:** Use the key to turn on the bike's power. The LCD display will illuminate.
- **LCD Display:** The integrated LCD display shows essential riding data, including current speed, single ride mileage, total ride mileage, and remaining battery power.
- **Riding Modes:** Choose from three riding modes based on your preference and needs:
 - **Pure Electric Mode:** Ride using only the motor, no pedaling required.
 - **Pedal Assist Mode:** The motor provides assistance as you pedal, making rides easier, especially uphill.
 - **Ordinary Bicycle Mode:** Ride like a traditional bicycle without motor assistance.
- **Gearshifts:** The bike features 3 gearshifts to easily set and select your preferred speed.
- **Motor Performance:** The 500W motor allows for a top speed of 25mph with pedal assist.
- **Tires:** Equipped with 14-inch anti-slip fat tires, the bike can handle various terrains including beach, snow, sand, mountain, and gravel roads, providing excellent grip and stability.

LED Display & Phone Holder

Any riding data, such as speed, riding time, mileage, and remaining power, can be displayed for your grasp.



- Light button
- Speaker button

- Speedometer
- Speed Switch
- Driving Distance
- Battery Power

Figure 5: Diagram illustrating the 500W powerful motor, designed for strong power and suitable for commuting, shopping, and park riding.



Figure 6: The 14-inch explosion-proof tires, suitable for various road conditions including highway, snow, sand, and mountain roads.

5. Folding and Portability

The X-koala F9 features a simple 3-step folding system for maximum portability and convenience.

1. **Unfasten Head Tube Release:** Unfasten the quick-release mechanism on the head tube and fold it down.
2. **Unfasten Top Tube Release:** Unfasten the quick-release mechanism on the top tube and fold it.
3. **Complete Fold:** The bike will now be in its compact folded state.

When folded, the dimensions are approximately 27 inches x 17 inches x 26 inches, making it easy to fit into a car trunk or take on public transport. The bike weighs only 46 lbs.

3-STEP FOLDING SYSTEM CONVENIENT AND QUICK



Figure 7: The X-koala F9 electric bike folded, demonstrating its compact size for easy storage and transport in a car trunk.



Figure 8: Visual guide to the quick 3-step folding process, showing the bike's transformation from full size to compact.

6. Battery and Charging

The X-koala F9 is equipped with a 48V 15Ah removable battery, providing a range of up to 25-40 miles per charge. The removable design allows for convenient charging both on and off the bike.

- **Charging Time:** A full charge typically takes 4-6 hours.
- **Charging Process:** To charge, connect the charger to the battery's charging port and then to a standard power outlet. The battery can be charged while installed on the bike or removed.
- **Anti-Theft:** The battery features an anti-theft mechanism to secure it to the bike.



Figure 9: Internal view of the 48V 15AH automotive-grade battery cells, highlighting the withdrawable charging feature.

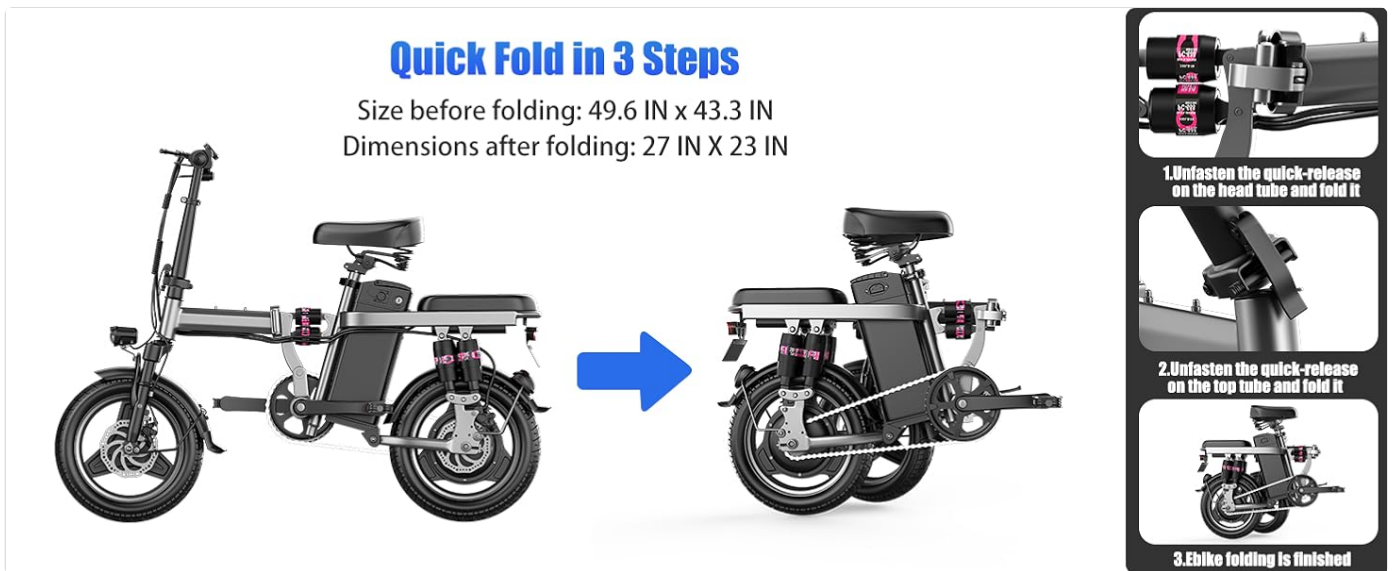


Figure 10: Illustration showing two ways to charge the high-performance battery: directly on the bike or removed for charging indoors.

7. Maintenance

Regular maintenance ensures the longevity and optimal performance of your X-koala F9 electric bike.

- **Cleaning:** Clean the bike regularly with a damp cloth. Avoid high-pressure washing directly on electrical components.
- **Tires:** Check tire pressure before each ride. Inspect tires for wear and tear, and replace if necessary.
- **Brakes:** Periodically check brake pads for wear and ensure brake levers are responsive. Adjust or replace as needed.
- **Fasteners:** Regularly inspect all bolts, nuts, and quick-release levers to ensure they are tight and secure.
- **Battery Care:** Store the battery in a cool, dry place when not in use. If storing for an extended period, charge it to 50-70% every few months.

8. Troubleshooting

If you encounter any issues with your X-koala F9 electric bike, refer to the following common troubleshooting tips:

- **Bike Not Powering On:** Check if the battery is fully charged and properly inserted. Ensure the key is turned to the 'on' position.
- **Motor Not Assisting:** Verify that you are in pedal assist or pure electric mode. Check battery level.
- **Reduced Range:** This could be due to low tire pressure, riding in higher assist modes, or riding against strong winds. Ensure battery is fully charged.
- **Brakes Squealing:** This may indicate dirty brake pads or rotors. Clean them with a suitable brake cleaner. If the issue persists, brake pads may need replacement.

For more complex issues or if troubleshooting steps do not resolve the problem, please contact customer support.

9. Specifications

Feature	Specification
Bike Type	Commuting Bike, Electric Bike, City Bike, Folding Bike
Age Range	Adult

Feature	Specification
Brand	X-koala
Number of Speeds	3
Color	Black
Wheel Size	14 Inches
Frame Material	Alloy Steel
Suspension Type	Front, Rear, Full
Special Features	Digital Display, Adjustable Handlebars, Foldable, Dual Disc Brake, Adjustable Seat
Included Components	Tool Kit x1, Removable Battery x1, User Manual x1, Electric Bike x1
Size (Unfolded)	49" x 43"
Size (Folded)	27" x 17" x 26"
Brake Style	Disc
Model Name	F9
Power Source	Battery
Lithium Battery Energy Content	720 Watt Hours (48V 15Ah)
Maximum Weight Recommendation	265 Pounds
Assembly Required	No (95% pre-assembled)
Electric Assist Type	Pedelec
Manufacturer	X-Koala
Date First Available	February 18, 2025

10. Warranty and Support

The X-koala F9 Folding Electric Bike comes with a **1-year warranty** from the manufacturer.

For any questions, concerns, or technical support, please contact the seller directly through your order. The manufacturer aims to reply within 24 hours on working days.

If you need to return the product, please keep the original box and pack all accessories. A return label will be provided for shipment to the nearest courier station.