

TESSAN TS-WTA07

TESSAN Universal Travel Adapter TS-WTA07 Instruction Manual

Model: TS-WTA07

1. INTRODUCTION AND OVERVIEW

The TESSAN Universal Travel Adapter TS-WTA07 is designed to provide convenient power access for your electronic devices across more than 150 countries worldwide. This compact and versatile adapter features GaN 65W fast charging technology, a universal AC outlet, three USB-C ports, and two USB-A ports, allowing you to charge multiple devices simultaneously. Its integrated plug types (Type C, G, A, I) ensure compatibility in various regions, making it an essential travel accessory.



Image 1: TESSAN Universal Travel Adapter (Model TS-WTA07) in Cool Black.

2. PRODUCT FEATURES

- **Universal Compatibility:** Covers over 150 countries with built-in Type C (Europe), Type G (UK), Type A (USA), and Type I (Australia) plugs.
- **GaN 65W Fast Charging:** Features a dedicated USB-C3 port for 65W maximum output, capable of charging compatible phones from 0% to 80% in approximately 40 minutes.
- **6-in-1 Charging:** Equipped with 1 universal AC outlet, 3 USB-C ports (C1, C2, C3), and 2 USB-A ports (A1, A2), allowing simultaneous charging of up to 6 devices.
- **Compact and Portable:** Measures 2.13 × 1.97 × 3.03 inches and weighs 6.04 oz, designed for minimal luggage space.
- **Safety Protection:** Includes double 10A fuse protection to safeguard your devices during use.

6 IN 1 Universal Travel Adapter

Charge 6 devices at the same time



1 AC Outlet



3 USB-C



2 USB-A



2500W Max



Image 2: The TESSAN adapter providing 6-in-1 charging for various devices.

Applicable in **150+** countries

No need to bring extra travel adapters

•• Type C for **EU**



⋮ Type G for **UK**



|| Type A for **USA**



⋋ Type I for **AU**




Image 3: Visual representation of the adapter's compatibility with Type C (EU), Type G (UK), Type A (USA), and Type I (AU) plugs.

Your browser does not support the video tag.

Video 1: This video demonstrates the TESSAN Universal Travel Adapter's ability to add an extra 2-prong AC outlet, showcasing its versatility in expanding power options.

3. SETUP AND GETTING STARTED

To use the TESSAN Universal Travel Adapter, simply slide the appropriate prongs for your destination country. The adapter features sliders on its side to extend and retract the different plug types.

1. **Identify Plug Type:** Determine the correct plug type for your travel destination (e.g., Type C for Europe, Type G for UK, Type A for USA, Type I for Australia).
2. **Extend Prongs:** Locate the slider corresponding to the required plug type on the side of the adapter. Push and slide the lever to extend the prongs.
3. **Insert into Outlet:** Once the correct prongs are extended, firmly insert the adapter into the wall outlet.
4. **Retract Prongs:** To retract the prongs, press the release button (if applicable) and slide the lever back into its original position.



Image 4: Instructions on how to extend and retract the different plug types (Type A, I, C, G) using the side levers.

4. OPERATING INSTRUCTIONS

4.1 Using the Universal AC Outlet

The adapter features a universal AC outlet that accepts plugs from various countries (excluding India and South Africa). Ensure your device supports a wide voltage range (100V-250V) before plugging it in. The maximum power output for the AC outlet is 2500W.



Image 5: The universal AC outlet is compatible with various plug types including Type C, G, E, F, I, A, B, L, J, and N.

4.2 Using the USB Ports

The adapter includes three USB-C ports (C1, C2, C3) and two USB-A ports (A1, A2) for charging your electronic devices.

- **USB-C3 Port:** This port offers GaN 65W MAX output when used alone, providing rapid charging for compatible devices like laptops, tablets, and smartphones.
- **USB-A1, A2, C1, C2 Ports:** These ports provide up to 15W MAX output per port.
- **Multi-Device Charging:** You can charge up to 5 USB devices simultaneously. The total output will be distributed among the connected devices.

4 Ports Output

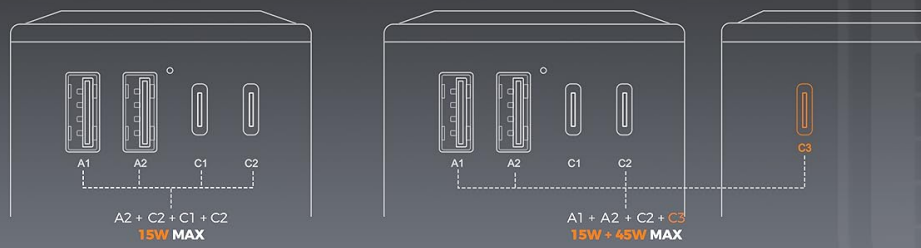


Image 6: Output details for a single USB port, highlighting the 65W MAX from USB-C3.

5 Ports Output

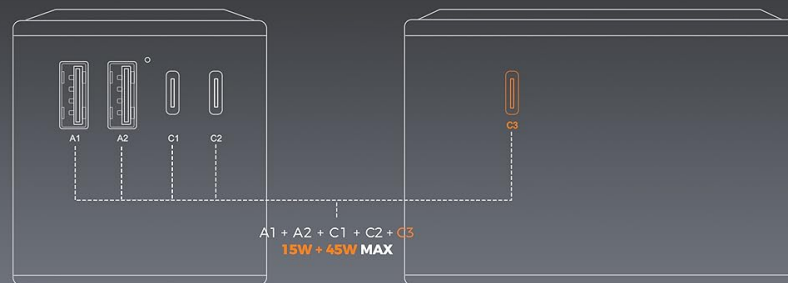


Image 7: Output details for two USB ports in various combinations.

1 Port Output

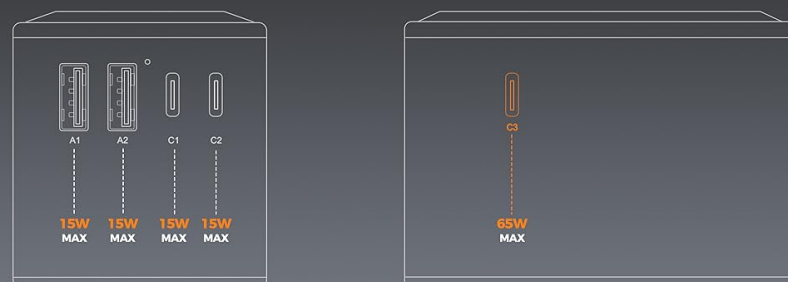


Image 8: Output details for three USB ports in various combinations.

2 Ports Output

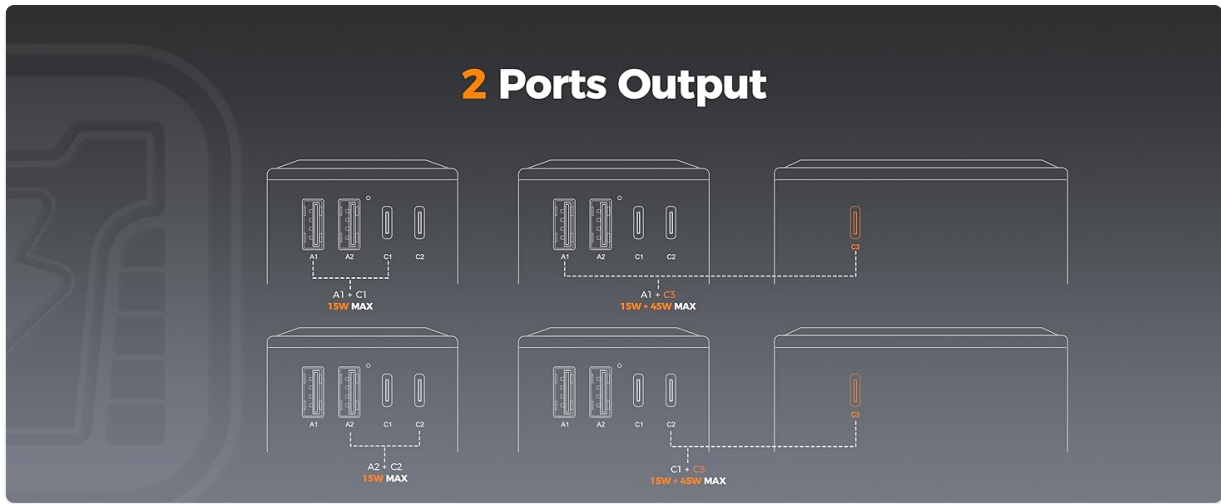


Image 9: Output details for four USB ports in various combinations.

3 Ports Output

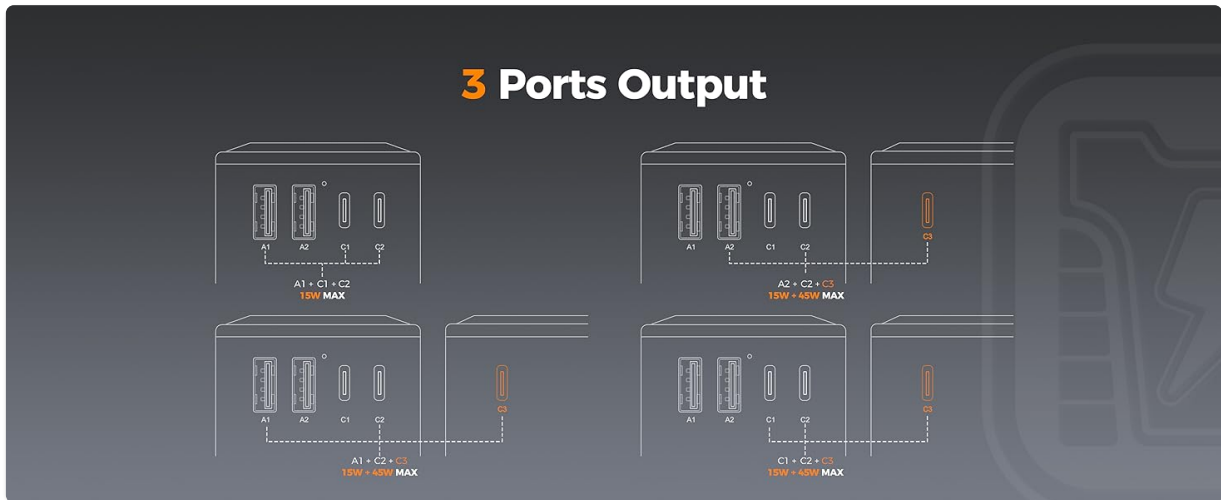


Image 10: Output details for five USB ports in a combined configuration.

Your browser does not support the video tag.

Video 2: This video provides a general overview of the TESSAN Universal Travel Adapter's features and how to use its various plug types and USB ports for charging.

5. SAFETY INFORMATION AND WARNINGS

- **NOT A VOLTAGE CONVERTER:** This travel adapter is not a voltage converter. It only adapts the plug shape to fit different outlets. Ensure your electronic devices (e.g., hair dryers, straighteners, curling irons) support a wide voltage range (100V-250V) to avoid damage.
- **Maximum Power:** Do not exceed the maximum power rating of 2500W for the AC outlet.
- **Fuse Protection:** The adapter is equipped with double 10A fuses for protection. If the adapter stops working, check and replace the fuse if necessary.
- **Indoor Use Only:** This device is intended for indoor use only.
- **Keep Away from Children:** Store the adapter out of reach of children.



Image 11: Important warning that the adapter is not a voltage converter and devices must support wide voltage.

Safety Use Instruction

Double 10A fuse protection for your devices



Note: This NOT a voltage converter



Image 12: Detail of the double 10A fuse protection and how to access the spare fuse.

6. MAINTENANCE

To ensure the longevity and optimal performance of your TESSAN Universal Travel Adapter, follow these maintenance guidelines:

- **Cleaning:** Disconnect the adapter from the power outlet and all devices before cleaning. Use a soft, dry cloth to wipe the exterior. Do not use liquid cleaners or abrasive materials.
- **Storage:** When not in use, retract all prongs and store the adapter in a cool, dry place, away from direct sunlight and moisture.
- **Inspection:** Periodically inspect the adapter for any signs of damage, such as frayed cables, loose prongs, or cracks in the casing. Do not use a damaged adapter.
- **Fuse Replacement:** If a fuse blows, replace it with a new 10A fuse. Refer to the safety information section for fuse access.

7. TROUBLESHOOTING

If you encounter issues with your TESSAN Universal Travel Adapter, consider the following:

- **No Power Output:**
 - Ensure the adapter is fully inserted into the wall outlet.
 - Check if the wall outlet is functional by testing it with another device.
 - Verify the internal fuse. If it's blown, replace it with a spare 10A fuse.
- **Slow Charging:**
 - Ensure you are using a high-quality charging cable.
 - For optimal fast charging, use the USB-C3 port individually for compatible devices.
 - Charging multiple devices simultaneously will distribute the total power output, potentially slowing down individual device charging.
- **Device Not Charging:**
 - Confirm that your device is compatible with the adapter's voltage range (100V-250V).
 - Ensure the total power consumption of all connected devices does not exceed 2500W.
 - Try connecting your device to a different port on the adapter.

8. SPECIFICATIONS







Feature	Specification
Model Number	TS-WTA07
Product Dimensions	1.97 x 2.13 x 3.03 inches
Item Weight	7.4 ounces
Input Voltage	100V-250V AC, 50/60Hz
Max Load	10A
Max Power	2500W at 250V, 1000W at 100V
USB-C3 Output	65W MAX (single port use)
USB-A1/A2/C1/C2 Output	15W MAX (per port)

Total USB Output	65W MAX
Plug Formats	Type C, Type G, Type I, Type A
Manufacturer	Zhuhai Tessan Power Technology CO., LTD.

9. WARRANTY AND SUPPORT

For warranty information, technical support, or any inquiries regarding your TESSAN Universal Travel Adapter, please contact TESSAN customer service through their official website or the retailer where the product was purchased. Please retain your proof of purchase for warranty claims.

Related Documents - TS-WTA07

 <p>TS-161-EU European Travel Plug Adapter with 4 Outlets & 3 USB Ports (Type C Plug)</p> <p>Product Detailed Information</p>	<p>TESSAN TS-161-EU European Travel Plug Adapter with 4 Outlets & 3 USB Ports</p> <p>The TESSAN TS-161-EU is a versatile European travel plug adapter featuring 4 AC outlets and 3 USB ports. It accepts North American plugs and is compatible with various European socket types, ideal for worldwide travel.</p>
	<p>TESSAN Universal Travel Adapter TS-WTA01 User Manual</p> <p>User manual for the TESSAN Universal Travel Adapter (Model TS-WTA01), detailing its overview, specifications, compatible devices, usage instructions, warnings, and warranty information.</p>
 <p>TESSAN Adapter podróżny 633-FV Instrukcja obsługi</p>	<p>TESSAN 633-FV Travel Adapter User Manual</p> <p>User manual for the TESSAN 633-FV travel adapter, detailing its specifications, compatibility, usage, fuse replacement, and environmental considerations. This adapter features 2 USB-A and 3 USB-C ports, supporting universal voltage input and multiple country plug types.</p>
	<p>TESSAN TS-106S WiFi Power Strip with USB Charger User Manual</p> <p>User manual for the TESSAN TS-106S WiFi Power Strip with USB Charger, detailing setup, app connection, features, and troubleshooting.</p>
	<p>TESSAN TS-301 Power Strip User Manual</p> <p>User manual for the TESSAN TS-301 power strip by TESSAN. Features include a 1.5M pure copper cable and USB ports with 5.0V-3.0A output. This guide provides important information for the safe and optimal use of the product.</p>
	<p>Tessan TS-WR109 Power Strip with Wireless Charger User Manual</p> <p>User manual for the Tessan TS-WR109 Power Strip, featuring 2 AC outlets, 2 USB ports, and a wireless charger. Includes specifications, compatibility, warnings, and charging instructions.</p>

