



Manuals.plus /

- › Dowinx /
- › Dowinx L-Shaped Gaming Desk with Pegboard & Drawers User Manual

Dowinx ODN

Dowinx L-Shaped Gaming Desk User Manual

Model: ODN

1. IMPORTANT SAFETY INFORMATION

Please read and understand all instructions before assembly and use. Failure to follow these instructions may result in injury or product damage.

- Always assemble this desk with two people to ensure safety and ease of construction.
- Ensure the desk is fully assembled and stable before placing any items on it or using it.
- Do not exceed the maximum weight recommendation of 110 pounds (approximately 50 kg) on the desktop surfaces.
- Keep all small parts and packaging materials away from children and pets to prevent choking hazards.
- Do not stand or sit on the desk.

2. PRODUCT OVERVIEW

The Dowinx L-Shaped Gaming Desk is designed for versatility and functionality, suitable for both home office and gaming environments. It features a reversible design, integrated RGB LED lighting, and convenient power outlets.



Figure 2.1: Overall view of the Dowinx L-Shaped Gaming Desk.

This desk offers ample storage solutions including a hutch, pegboard, and movable drawers, along with integrated power for your devices.

3. SETUP AND ASSEMBLY

Assembly of the Dowinx L-Shaped Gaming Desk typically requires two people and can be completed in approximately 90 minutes. All necessary tools are included, but a hammer may be useful for certain steps.

3.1 Reversible Design

The desk features a reversible L-shape, allowing it to be configured as a 67-inch by 47-inch corner desk or a 94.5-inch long desk. The top hutch can also be positioned on either the left or right side to suit your space and needs.




Figure 3.1: Various desk configurations possible with the reversible design.

3.2 Movable File Cabinet

The removable drawer unit offers four placement options: inside left, outside left, inside right, or outside right under the table. This flexibility allows for optimal space utilization.

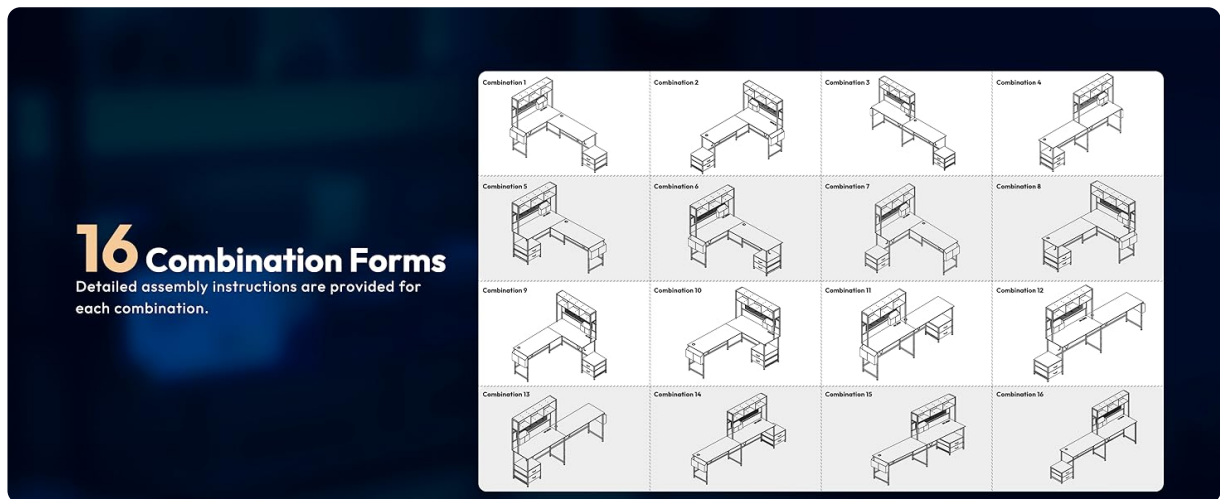


Figure 3.2: Placement options for the movable file cabinet.

3.3 Monitor Stand Adjustment

The dual monitor stand is adjustable in height, allowing you to customize your viewing experience for ergonomic comfort.

4. OPERATING INSTRUCTIONS

4.1 RGB LED Lights

The integrated RGB LED lights can be controlled via a dedicated mobile application or a remote control. Key features include:

- Over 60,000 color options.
- 29 blinking modes.
- Music synchronization function, allowing lights to change with sound and music rhythm.
- Timing function for scheduled operation.



Figure 4.1: RGB LED light features and control methods.

4.2 Power Outlets and USB Ports

The desk is equipped with a built-in power strip featuring 3 AC outlets (126V/12A) and 2 USB ports (6V/2A). This allows for convenient charging and powering of up to 5 devices simultaneously. The 59-inch power cord provides flexibility in desk placement.

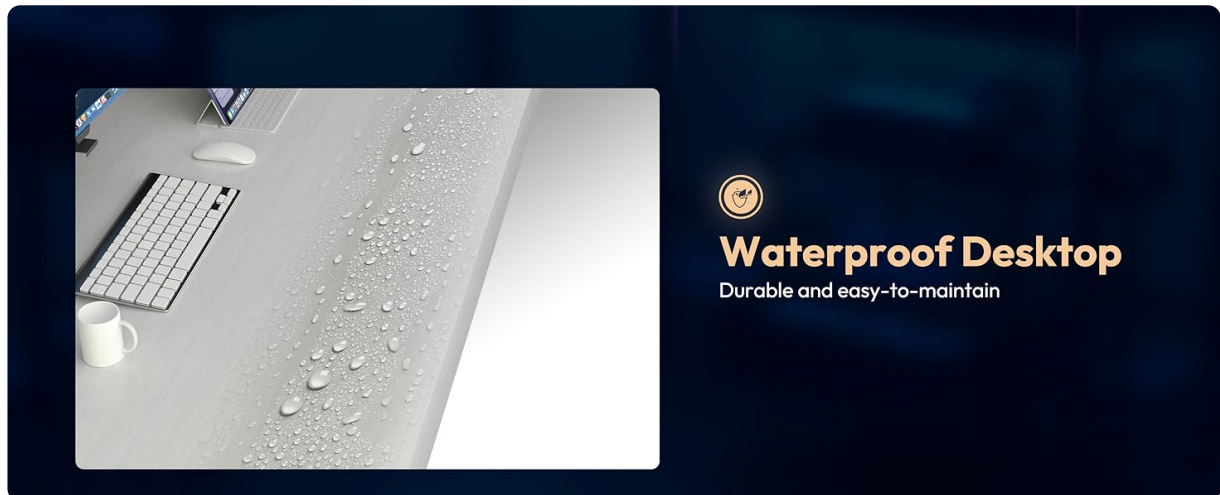


Figure 4.2: Integrated power supply device with AC outlets and USB ports.

Cable management holes are provided to help organize and route cables from your computer and other peripherals, maintaining a tidy workspace.

5. FEATURES AND STORAGE

The Dowinx L-Shaped Gaming Desk is designed with comprehensive storage and ergonomic features:

- **Top Hutch:** Provides elevated storage space for books, decor, or additional monitors.
- **Pegboard:** Includes 5 hooks for hanging headphones, controllers, or other accessories.
- **Removable Drawer:** A 3-layer storage unit for documents, supplies, or personal items.
- **Headphone Hook:** Conveniently located for easy access to your headphones.
- **2 Storage Bags:** Additional flexible storage for various items.



Figure 5.1: Detailed view of storage options and accessories.

5.1 Durable Construction

- **Sturdy Frame:** Constructed with a 0.8-inch alloy steel frame and triangular shaped brackets for enhanced stability and longevity.
- **Waterproof Desktop:** The 0.6-inch wood planks are scratch-resistant and waterproof, ensuring durability and easy maintenance.
- **Adjustable Foot Pads:** Located on the bottom of the table legs, these pads help stabilize the desk on uneven surfaces, preventing wobbling.



Figure 5.2: Waterproof desktop surface.




Figure 5.3: Triangular structure for stability.

6. MAINTENANCE

To maintain the appearance and longevity of your Dowinx L-Shaped Gaming Desk, follow these simple care instructions:

- Wipe the desktop and frame with a damp cloth. Avoid using harsh chemicals or abrasive cleaners, which can damage the finish.
- Regularly check and tighten all screws and fasteners to ensure the desk remains stable.
- Keep the desk away from direct sunlight and extreme temperature changes to prevent warping or discoloration.
- Ensure proper ventilation around the power outlets to prevent overheating.

7. TROUBLESHOOTING

If you encounter any issues with your Dowinx L-Shaped Gaming Desk, please refer to the following common solutions:

- **Desk Wobbles:** Check that all screws are securely tightened. Adjust the foot pads on the bottom of the legs to level the desk on uneven floors.
- **LED Lights Not Working:** Ensure the power cord for the LED lights is properly connected to a working outlet. Check the remote control battery or the mobile app connection.

- **Power Outlets Not Functioning:** Verify that the main power cord for the integrated power strip is plugged into a live wall outlet. Check for any tripped circuit breakers.
- **Assembly Difficulties:** Review the assembly instructions carefully, paying close attention to diagrams and part labels. Ensure all parts are correctly oriented before tightening.

For further assistance, please contact Dowinx customer support.

8. SPECIFICATIONS

Detailed product specifications for the Dowinx L-Shaped Gaming Desk:

Feature	Specification
Brand	Dowinx
Model Number	ODN
Shape	Rectangular (L-Shape configurable)
Product Dimensions (L-Shape)	67"L x 47"W (approximate, reversible)
Product Dimensions (Long Desk)	94.5"L (approximate)
Color	White
Style	Modern
Base Material	Alloy Steel
Top Material Type	Wood
Tabletop Thickness	0.6 Inches
Special Features	RGB LED Lights, 3 AC Outlets, 2 USB Ports, Pegboard, Removable Drawers, Headphone Hook, Adjustable Monitor Stand
Recommended Uses	Gaming, Home Office
Required Assembly	Yes
Recommended Number of People for Assembly	2
Maximum Weight Recommendation	110 Pounds
Number of Drawers	2
Number of Shelves	1 (Hutch)




Figure 8.1: Desk dimensions for various configurations.

9. WARRANTY AND SUPPORT

The Dowinx L-Shaped Gaming Desk comes with a limited warranty. For specific details regarding warranty coverage, duration, and terms, please refer to the warranty information provided at the time of purchase or contact Dowinx customer support.

If you require assistance with assembly, parts replacement, or have any questions about your product, please contact Dowinx US customer service. Contact information can typically be found on the product packaging or the official Dowinx website.