

Manuals.plus /

- › Veehoo /
- › Veehoo Elevated Dog Bed User Manual

## Veehoo CWC2303

# Veehoo Elevated Dog Bed Instruction Manual

Model: CWC2303 | Brand: Veehoo

## 1. INTRODUCTION

Thank you for choosing the Veehoo Elevated Dog Bed. This product is designed to provide a comfortable, cool, and elevated resting space for your medium-sized dog, suitable for both indoor and outdoor environments. Its off-ground design helps keep your pet away from dirt, moisture, and provides excellent air circulation for cooling. This manual provides detailed instructions for assembly, use, and maintenance to ensure the longevity and optimal performance of your dog bed.



*Image: The Veehoo Elevated Dog Bed, showcasing its beige Teslin fabric and white metal frame, with a bulldog comfortably resting on it.*

## 2. PRODUCT FEATURES

- **Off-Ground Design:** Elevates your dog 8 inches off the ground, protecting them from wet surfaces, insects, and promoting airflow for cooling.
- **Curved Slope Design:** Provides enhanced comfort and a better-wrapped feeling for your pet.
- **Breathable Teslin Fabric:** Made from durable Teslin material, which is smooth, waterproof, oil-resistant, UV-resistant, and allows air to flow through for consistent cooling.
- **Anti-Scratch Surface:** The Teslin fabric is designed to resist scratches from pet claws, ensuring durability.
- **Robust Construction:** Features solid welding for increased stability and thicker oblate metal tubes for high load-bearing capacity.
- **Flexible & Non-Slip Feet:** Equipped with adjustable feet to ensure stability on various floor types and uneven ground.



*Image: Slope design for enhanced comfort.*

## ERGONOMIC CONTOURED DESIGN

Provides Optimum Orthopedic Support  
Soothes pressure points



Patent No.:  
US D1001390 S

# Patent




Image: Ergonomic contoured design for orthopedic support.

## PRODUCT DETAILS



Image: Teslin fabric details: anti-scratch, water permeable, and breathable.



*Image: Structural features including solid welding and flexible feet.*

### 3. PACKAGE CONTENTS

Please verify that all components are present before beginning assembly:

- 1 x Bed Frame (consisting of multiple metal tubes)
- 1 x Washable Teslin Cover

If any parts are missing or damaged, please contact Veehoo customer support for assistance.

### 4. SETUP AND ASSEMBLY

Follow these steps to assemble your Veehoo Elevated Dog Bed:

1. Unpack all components from the box and lay them out on a clean, flat surface.
2. Identify the frame pieces and the Teslin fabric cover.

3. Insert the metal tubes into the designated sleeves of the Teslin fabric cover. Ensure the curved sections of the frame are correctly oriented to form the bed's ergonomic shape.
4. Connect the frame pieces securely. The one-piece bend design simplifies this process.
5. Attach the flexible feet to the bottom of the frame legs. Ensure they are firmly in place.
6. Once assembled, gently press down on the bed to ensure all connections are secure and the bed is stable.

### Assembly Video Guide

Your browser does not support the video tag.

*Video: A step-by-step guide demonstrating the assembly process for the Veehoo Curved Elevated Dog Bed (Model CWC2303BCP). This video shows how to connect the frame pieces and attach the fabric cover to set up the bed correctly.*

## 5. OPERATING INSTRUCTIONS (USAGE)

The Veehoo Elevated Dog Bed is versatile and can be used in various settings:

- **Indoor Use:** Place the bed in your home to provide a comfortable and clean resting spot, keeping your dog off cold or hard floors.
- **Outdoor Use:** Ideal for patios, decks, yards, or during camping trips. The elevated design and Teslin fabric make it perfect for outdoor conditions, resisting water and UV rays.

Ensure the bed is placed on a stable, level surface. The flexible feet are designed to adapt to different floor types, but extreme unevenness should be avoided for your pet's safety.



*Image: Elevated dog bed used indoors.*



*Image: Elevated dog bed used outdoors on a porch.*


## 6. MAINTENANCE AND CARE

Maintaining your Veehoo Elevated Dog Bed is simple due to its durable and easy-to-clean materials:

- **Regular Cleaning:** For daily maintenance, pet hair, dirt, or other debris can be easily wiped off the Teslin fabric with a damp towel.
- **Deep Cleaning:** For more thorough cleaning, the bed can be rinsed with water using a hose. The Teslin fabric allows water to pass through and dries quickly.
- **Frame Care:** Wipe the metal frame with a damp cloth as needed. Avoid harsh abrasive cleaners that could damage the finish.
- **Storage:** When not in use for extended periods, store the bed in a clean, dry place to prolong its lifespan.



*Image: Cleaning the dog bed by hosing it off and wiping it clean.*



*Image: Durable Teslin fabric, highlighting its cooling properties.*

## 7. TROUBLESHOOTING

- **Issue: Missing Parts During Assembly.**

**Solution:** Carefully check all packaging materials. If parts are genuinely missing, please contact Veehoo customer support immediately with your purchase details for replacement parts.

- **Issue: Bed is Slippery on Certain Surfaces (e.g., Composite Decking).**

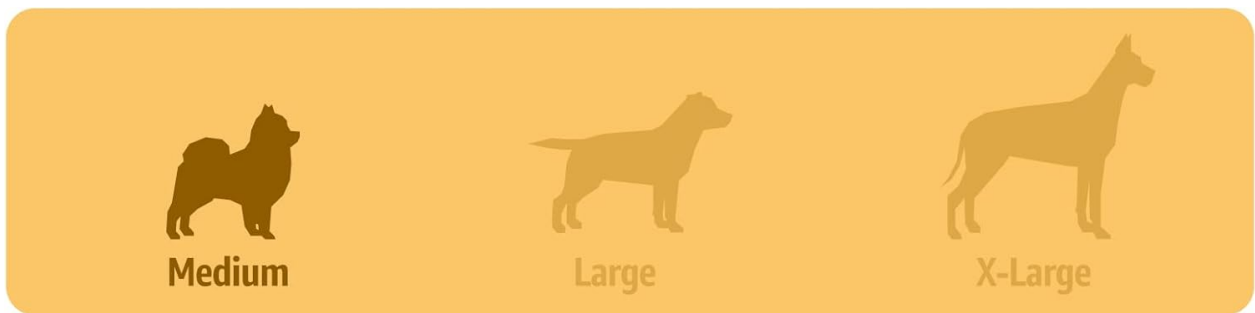
**Solution:** While the feet are designed to be non-slip, some very smooth surfaces may reduce grip. Consider placing a non-slip mat or rubber pads under the bed's feet for added stability on such surfaces.

- **Issue: Fabric Sagging or Loosening Over Time.**

**Solution:** Ensure the frame is assembled correctly and all connections are tight. Over time, fabric may stretch slightly. If sagging becomes excessive, inspect the frame for any damage or bending.

## 8. SPECIFICATIONS

| Specification          | Detail   |
|------------------------|--|
| Model Name             | Veehoo Elevated Dog Bed  |
| Model Number           | CWC2303  |
| Dimensions (L x W x H) | 32"L x 25"W x 8"Th   |
| Item Weight            | 8.4 pounds   |
| Load Capacity          | Up to 100 lbs  |
| Material               | Metal (Frame), Teslin (Cover)  |
| Color                  | White-Beige  |
| Target Audience        | Medium Dogs (e.g., Bulldog, Corgis, Chihuahua, Pomeranian, Border Collie, Samoyed) |



**Medium**

**100 lbs (45kg)**  
**Load-bearing**

*Image: Dimensions and load capacity for the medium size.*





|          | SIZE                 | LOAD-BEARING  |  |   |
|----------|----------------------|---------------|--|---|
| Medium   | 32 x 25 x 8 inch     | Up to 100 lbs |  | <b>M</b> Fitted for dogs like Bulldog, Corgis, Chihuahua, Pomeranian, Border Collie, Samoyed                      |
| Large    | 42 x 30 x 8 inch     | Up to 120 lbs |  | <b>L</b> Fitted for dogs like Golden Retriever, Labrador, Boxers, Border Collie, German Shepard                   |
| X-Large  | 49 x 33 x 8 inch     | Up to 150 lbs |  | <b>XL</b> Fitted for dogs like Golden Retriever, Labrador, Rottweilers, Boxers, Huskies, Wolf dog, German Shepard |
| XX-Large | 59 x 35.5 x 8.3 inch | Up to 200 lbs |  | <b>XXL</b> Fitted for Great Danes, German Shepherd, Doberman etc.   |

Image: Comprehensive size and load-bearing guide for all available models.

## 9. WARRANTY AND SUPPORT

Veehoo stands behind the quality of its products. For specific warranty information, please refer to the product packaging or contact Veehoo customer support directly. If you encounter any issues or have questions regarding your elevated dog bed, please reach out to our support team for assistance.

For further inquiries or support, please visit the official Veehoo Store on Amazon or contact their customer service as indicated on your purchase receipt.