

Devoko B0DXF7BDVD

Devoko Outdoor Pool Towel Rack Instruction Manual

Model: B0DXF7BDVD

Brand: Devoko

1. INTRODUCTION

Welcome to the instruction manual for your new Devoko Outdoor Pool Towel Rack. This versatile storage cabinet is designed to provide a durable and stylish solution for your outdoor storage needs, whether by the pool, on the patio, or in your garden. Its hand-woven PE rattan construction ensures it is waterproof and durable, while the raised bottom helps prevent moisture.

Key features of your Devoko storage cabinet include:

- **Premium Woven Rattan:** Made of hand-woven PE rattan, which is waterproof and durable, with a raised bottom to prevent moisture.
- **Three Height Adjustments:** The upper part features three lockable crossbars for easy adjustment of shelf height.
- **Spacious Storage Space:** Includes two spacious shelves and a pull-out bottom drawer for ample storage.
- **Versatile Decoration:** Suitable for various outdoor scenarios, enhancing your outdoor decor.
- **Easy Assembly:** Simple design allows for quick setup.





A full view of the Devoko Outdoor Pool Towel Rack, showcasing its brown woven PE rattan construction and overall design.


2. COMPONENTS

Before beginning assembly, please ensure all components listed below are present and undamaged. If any parts are missing or damaged, please contact Devoko customer service.

- PE Rattan Panels (Side, Top, Bottom)
- Galvanized Steel Frame Components
- Adjustable Shelves (x2)
- Adjustable Crossbars (for shelf height)
- Pull-out Drawer
- Stabilizing Metal Feet
- Assembly Hardware (screws, bolts, etc.)

STURDY STEEL FRAME

Ensure stability and safety in use



REMOVABLE DRAWER

Easy to put in and take out what you want



STABILIZING METAL FEET

Raised feet keep the bottom out of direct contact with the ground




Detailed view of the product's internal structure, highlighting the sturdy steel frame, the removable drawer, and the stabilizing metal feet designed to keep the bottom out of direct contact with the ground.

3. SETUP AND ASSEMBLY

The Devoko Outdoor Pool Towel Rack is designed for straightforward assembly. Please follow these general steps carefully. It is recommended to assemble on a soft, clean surface to prevent scratches.

1. **Unpack and Identify:** Carefully unpack all components and identify each part by comparing them with the provided parts list.
2. **Assemble Frame:** Begin by assembling the main frame of the cabinet using the designated screws and connectors. Ensure all connections are finger-tight at this stage.
3. **Insert Shelves:** Place the adjustable crossbars into the desired slots within the cabinet frame. Then, slide the shelves onto these crossbars.
4. **Install Drawer:** Carefully slide the pull-out drawer into its designated slot at the bottom of the cabinet.
5. **Secure Connections:** Once all parts are in place, systematically tighten all screws and bolts to ensure the cabinet is stable and secure. Do not overtighten.
6. **Position Cabinet:** Place the assembled cabinet on a flat, level surface in your desired outdoor location.



An illustration showing the overall dimensions of the assembled cabinet, including height, width, and depth, along with the dimensions of the removable drawer.

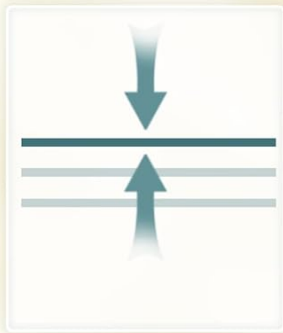
4. OPERATION AND USAGE

Your Devoko storage cabinet offers flexible and convenient storage solutions for various outdoor items.

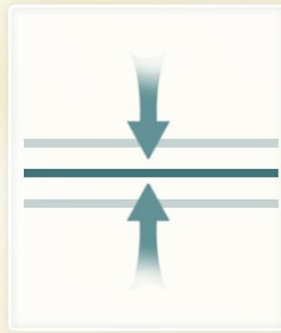
4.1. Adjustable Shelving

The upper section of the cabinet is specially designed with three lockable crossbars, allowing you to easily adjust the height of the internal shelves. This feature enables you to customize the storage space to accommodate items of various sizes, from tall bottles to smaller accessories.

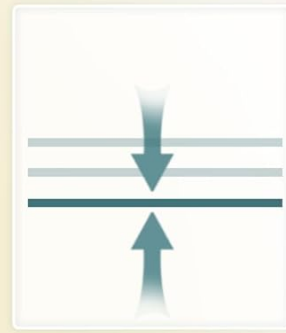
THREE ADJUSTABLE HEIGHT OPTION



High




Medium



Low

Plenty of space for placement

The height of the baffle can be varied to meet wide range of needs



A diagram illustrating the three adjustable height options for the internal shelves, showing how the baffle can be varied to meet different storage needs.

4.2. Storage Capacity

Utilize the two spacious shelves for easy access to frequently used items such as pool towels, sunscreens, small garden tools, or outdoor dining essentials. The pull-out bottom drawer provides additional, discreet storage space for

items you wish to keep out of sight or protect from dust.



The Devoko storage cabinet placed outdoors next to a pool, filled with various items such as drinks, fruit, and plants, demonstrating its practical storage capacity.



The Devoko storage cabinet used indoors, showcasing its versatility as a storage unit for household items like plants and decorative pieces.

5. CARE AND MAINTENANCE

To ensure the longevity and maintain the aesthetic appeal of your Devoko Outdoor Pool Towel Rack, follow these simple care and maintenance guidelines:

- **Cleaning:** The PE rattan material is washable. For general cleaning, wipe down surfaces with a soft, damp cloth and a mild soap solution. Rinse with clean water and dry thoroughly. Avoid using abrasive cleaners or harsh chemicals, as these can damage the rattan.
- **Water Resistance:** The cabinet is designed to be waterproof, making it suitable for outdoor use. While it can withstand rain, ensure it is not placed in areas where water might pool excessively around its base. The raised bottom helps prevent direct contact with ground moisture.
- **UV Resistance:** The PE rattan is UV resistant, which helps to minimize fading and degradation from prolonged sun exposure. However, placing the cabinet in a shaded area when not in use can further extend its lifespan.

and maintain its color.

- **Ventilation:** The woven design of the rattan allows for natural ventilation, which is beneficial for preventing moisture buildup inside the cabinet and keeping stored items fresh.
- **Seasonal Storage:** In areas with harsh winter conditions, consider storing the cabinet indoors or covering it with a protective cover to prevent potential damage from extreme cold or heavy snow.

QUALITY RATTAN MATERIAL



Ventilate



UV Resistance



Waterproof



Washable



An close-up image of the PE rattan material, highlighting its key qualities: ventilate, UV resistance, waterproof, and washable, ensuring durability and ease of maintenance.

6. TROUBLESHOOTING

This section addresses common issues you might encounter with your Devoko Outdoor Pool Towel Rack. If you experience a problem not listed here, please contact customer support.

Issue	Possible Cause	Solution
-------	----------------	----------


Issue	Possible Cause	Solution
Cabinet feels unstable or wobbly.	Loose assembly screws or uneven surface.	Check all screws and tighten them securely. Ensure the cabinet is placed on a flat, level surface. Adjust the stabilizing feet if necessary.
Drawer sticks or is difficult to open/close.	Obstruction, misalignment, or debris in the runners.	Check for any items blocking the drawer's path. Ensure the drawer is correctly seated on its runners. Clean any debris from the drawer runners.
Water accumulation inside the cabinet.	Extreme weather conditions or improper panel alignment.	While waterproof, ensure the cabinet is not placed in an area prone to standing water. Verify all panels are properly aligned and secured during assembly to prevent gaps.

7. PRODUCT SPECIFICATIONS

Detailed specifications for the Devoko Outdoor Pool Towel Rack:

Feature	Detail
Brand	Devoko
Model Number	B0DXF7BDVD
Color	Brown
Style	Cottage
Materials	PE Rattan, Galvanized Steel
Top Material Type	PE Rattan
Frame Material	Engineered Wood
Water Resistance Level	Waterproof
Assembly Required	Yes
Dimensions (L x W x H)	16.9" L x 17.7" W x 41.3" H
Manufacturer	Devoko

DIMENSION



An illustration showing the overall dimensions of the assembled cabinet, including height, width, and depth, along with the dimensions of the removable drawer.

8. WARRANTY AND SUPPORT

Devoko stands behind the quality of its products. For any questions, concerns, or assistance with your Devoko Outdoor Pool Towel Rack, please contact Devoko customer service.

While specific warranty details are not provided in this manual, please refer to the product packaging or the official Devoko website for the most up-to-date warranty information and support contacts.

You can also visit the official Devoko Store on Amazon for more information and product support:

[Devoko Store on Amazon](#)

