

xinwld A97 Pro

xinwld A97 Pro Wireless Earbuds User Manual

Model: A97 Pro

INTRODUCTION

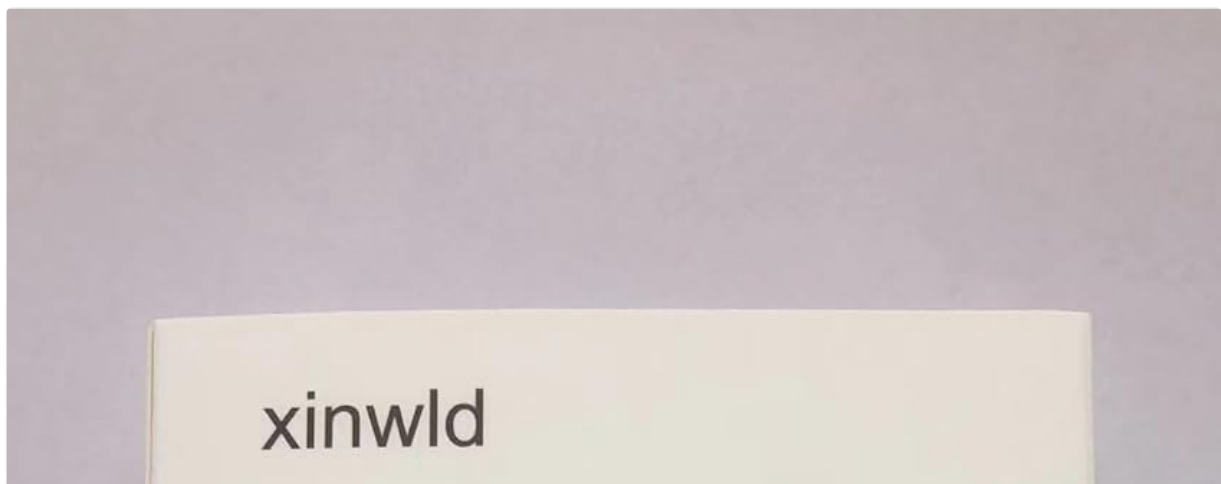
Thank you for choosing the xinwld A97 Pro Wireless Earbuds. This manual provides essential information for setting up, operating, and maintaining your new earbuds to ensure optimal performance and longevity. Please read this manual thoroughly before use and retain it for future reference.

1. SETUP

1.1 Unboxing and Components

Carefully open the packaging and ensure all components are present:

- 1x User Manual
- 1x USB-C Cable
- 2x Wireless Earbuds (Left and Right)
- 1x Lightweight Charging Case
- 3x Eartips (S/M/L)



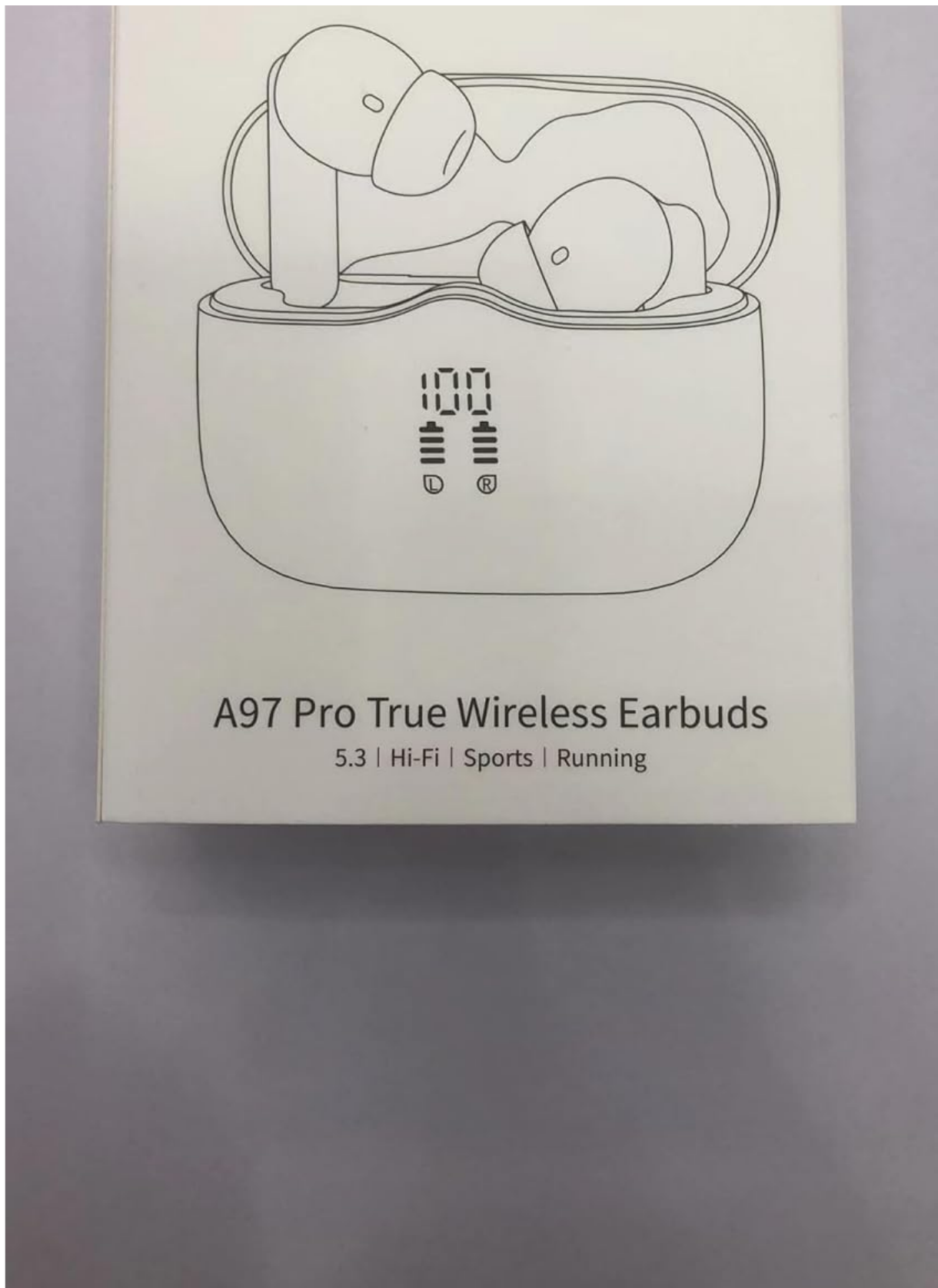


Figure 1: Package contents of the A97 Pro Wireless Earbuds.

1.2 Charging the Earbuds and Case

Before first use, fully charge the earbuds and the charging case. The charging case features a USB-C port for convenient charging. The LED display on the case indicates the battery percentage of the case and individual earbuds.

- Connect the provided USB-C cable to the charging port on the bottom of the case and to a power source.

- The LED display will show the charging progress. A full charge for the case takes approximately 1.5 hours.
- Place the earbuds into the charging case. They will automatically begin charging. The LED display will show their individual charge levels.
- The earbuds offer up to 8 hours of playback on a single charge, and the charging case provides an additional 32 hours, totaling up to 40 hours of playtime.

Internal Digital Power Display

No LED screen, complete body
More elegant appearance



Figure 2: Charging the A97 Pro Earbuds and Case.



Figure 3: LED Battery Display on the Charging Case.

1.3 Bluetooth Pairing

The A97 Pro earbuds utilize advanced Bluetooth 5.4 technology for a stable and efficient connection.


- Open the charging case. The earbuds will automatically enter pairing mode.
- On your device (smartphone, tablet, etc.), enable Bluetooth.
- Search for "A97 Pro" in the list of available Bluetooth devices and select it to connect.
- The earbuds are instantly discoverable once removed from the case, simplifying the pairing process.
- The earbuds support seamless switching between single and dual earbud use.

40 Hours Playtime

8 hours playtime of single charge
Super fast charging



Figure 4: Bluetooth 5.4 Technology.



New Bluetooth V5.4

Advanced Bluetooth 5.4 technology supports clearer sound quality and calls.



Faster speed



More stable connection



Lower latency


Figure 5: One-Step Pairing.

2. OPERATING

2.1 Wearing the Earbuds

The A97 Pro earbuds are ergonomically designed for a comfortable and secure fit. Choose the appropriate eartip size (S, M, L) for your ears to ensure optimal sound isolation and comfort. The earbuds are lightweight, weighing only 2 grams each, for long-lasting comfort.

3.8g single earbud



Ultra light + Comfortable

Ultra lightweight design for a comfortable fit
No pain for long time wear

Figure 6: Comfortable and Secure Fit.

2.2 Touch Controls

The earbuds feature high-sensitivity touch controls for easy management of audio and calls without needing to access your phone.

Action	Left Earbud	Right Earbud
Play/Pause Music	Tap twice	Tap twice
Volume Up	-	Tap once
Volume Down	Tap once	-
Next Song	-	Press and hold for 2s
Previous Song	Press and hold for 2s	-
Answer/End Call	Tap twice	Tap twice
Reject Call	Press and hold for 2s	Press and hold for 2s
Activate Voice Assistant (Siri, etc.)	Quickly tap three times	Quickly tap three times



Figure 7: One-Click Smart Control.

2.3 Sound Quality and Noise Cancelling

The A97 Pro earbuds deliver Hi-Fi Deep Bass Stereo sound, powered by 13mm vibrating diaphragms and AAC/SBC audio coding technology. This results in strong bass and clear audio, providing an immersive listening experience for music, podcasts, and calls.

Immersive Hi-Fi Stereo

Oversized 13mm drivers for rich
Immersive sound

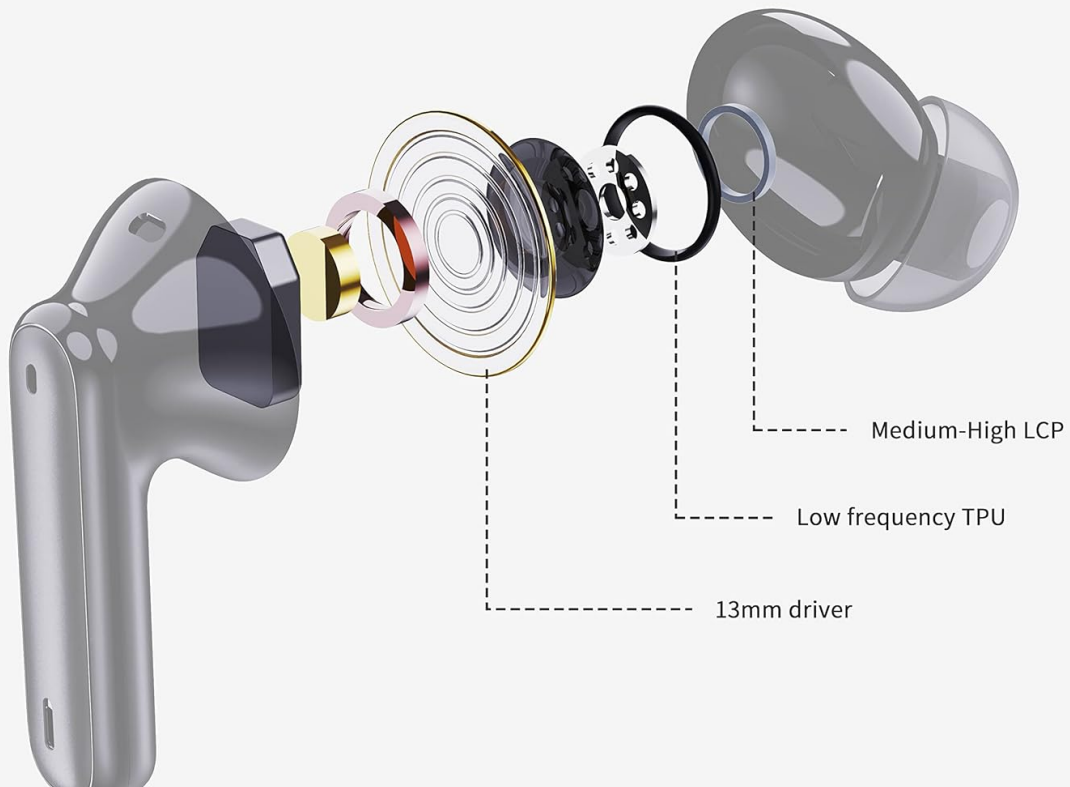


Figure 8: Immersive Hi-Fi Stereo with 13mm Drivers.

Equipped with Environmental Noise Cancelling (ENC) microphones, the earbuds effectively reduce moderate ambient noise, ensuring your voice remains clear during phone calls.

3. MAINTENANCE

3.1 Cleaning

Regular cleaning helps maintain sound quality and hygiene:

- Gently wipe the earbuds and charging case with a soft, dry, lint-free cloth.
- Remove eartips and clean them with mild soap and water if necessary, ensuring they are completely dry before reattaching.
- Do not use harsh chemicals or abrasive materials.

3.2 Water Resistance

The earbuds are IP7 waterproof, providing protection against dust, rain, and sweat. This makes them suitable for workouts and outdoor activities.

- While IP7 rated, avoid submerging the earbuds in water for extended periods.

- Ensure the earbuds are dry before placing them back into the charging case to prevent damage.



Figure 9: IP7 Water Resistance.

3.3 Storage

Store the earbuds in their charging case when not in use to protect them and keep them charged.

4. TROUBLESHOOTING

If you encounter issues with your A97 Pro earbuds, try the following solutions:

- **Earbuds not pairing:** Ensure both earbuds are in the charging case, then open the lid to activate pairing mode. Check your device's Bluetooth settings to ensure "A97 Pro" is visible and selected.
- **No sound from one earbud:** Place both earbuds back into the charging case, close the lid, and then reopen it. This often resets the connection.
- **Charging issues:** Verify the USB-C cable is securely connected to both the case and the power source. Check the LED display for charging indicators.
- **Touch controls unresponsive:** Ensure the earbuds are clean and dry. Try resetting the earbuds by placing them in the case and closing the lid for a few seconds.
- **Low volume or poor sound quality:** Adjust the volume on your connected device and via the earbud touch controls. Ensure the eartips are properly seated in your ears and that the correct size is being used for a good seal.

For persistent issues, please refer to the contact information in the Warranty and Support section.

5. SPECIFICATIONS

Feature	Detail
Model Name	A97 Pro
Bluetooth Version	5.4
Bluetooth Range	15 Meters
Battery Life (Earbuds)	Up to 8 hours (80% volume)
Total Playtime (with Charging Case)	Up to 40 hours
Charging Time (Case)	1.5 Hours
Noise Control	Environmental Noise Cancellation (ENC)
Water Resistance Level	IP7 Waterproof
Audio Driver Type	13mm Dynamic Driver
Control Type	Touch Control
Item Weight (Single Earbud)	2 Grams (approx. 0.071 ounces)
Material	Plastic
Compatible Devices	Bluetooth 4.0 and above devices (iOS & Android phones/tablets)

6. WARRANTY AND SUPPORT

Your xinwld A97 Pro Wireless Earbuds come with a standard manufacturer's warranty. For detailed warranty information, product support, or technical assistance, please visit the official xinwld website or contact their customer service directly.

Website: [Visit the xinwld Store on Amazon](#)

