

ganopterygon L70

ganopterygon Smart Watch L70 User Manual

Model: L70 | Brand: ganopterygon

INTRODUCTION

This manual provides comprehensive instructions for the ganopterygon L70 Smart Watch. Designed for both men and women, this device features a 1.85-inch HD touch screen, Bluetooth calling capabilities, and extensive health and fitness tracking. Please read this manual thoroughly to ensure proper use and maintenance of your smartwatch.

SETUP AND INITIAL PAIRING

1. Download the Da Fit App

To unlock the full potential of your ganopterygon L70 Smart Watch, download the "Da Fit" application from your smartphone's app store (compatible with Android 6.0 and iOS 9.0 or later). Ensure your phone's Bluetooth is enabled.

2. Device Pairing

1. Open the "Da Fit" app and navigate to the 'Add Device' section.
2. The app will search for nearby devices. Select 'L70' from the list to initiate pairing.
3. Follow any on-screen prompts on both your phone and the smartwatch to confirm the connection.

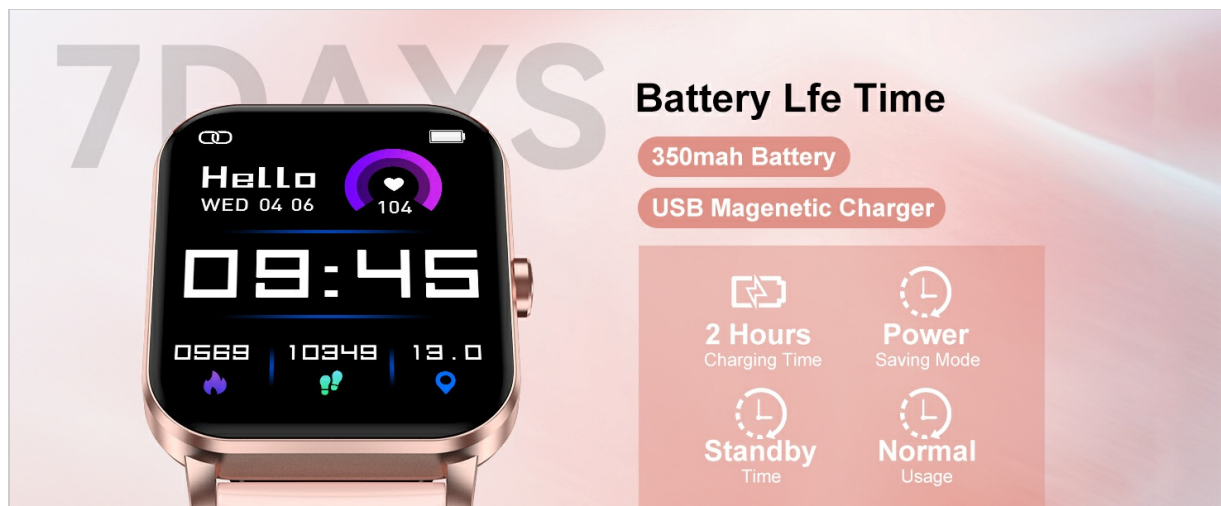


Image: Visual guide for connecting the L70 Smart Watch to the Da Fit app via Bluetooth.

3. Enable Bluetooth Calling Function

After initial pairing, go to your phone's Bluetooth settings. Locate 'L70' (or a similar name like 'BK_TD9749') in the list of connected devices and ensure it is connected for call functionality. This enables making and receiving calls directly from your watch.

OPERATING YOUR SMART WATCH

Navigation

- **Swipe Up:** Access notifications and messages.
- **Swipe Down:** Access quick settings (brightness, DND, battery saver, flashlight).
- **Swipe Left/Right:** Navigate through main features like activity tracking, heart rate, SpO2, and stress monitoring.
- **Press Side Button:** Return to the home screen or access the app menu.

Customizing Watch Faces

Personalize your watch with over 200 dials available through the "Da Fit" app. You can also set your favorite photo as the watch wallpaper.

Customize Your Watch Face



The smartwatch offers a variety of functions beyond health tracking, including:

- Timer and Stopwatch
- Alarm Clock
- Sedentary Reminders
- Music Control (play, pause, skip tracks on your phone)
- Weather Forecasts
- Remote Camera Control
- Find Phone function
- Female Cycle Tracking
- Smart Voice Assistant

Multifunctional Smart Watch

Make Your Life Easier



Image: Overview of the L70 Smart Watch's diverse functionalities.

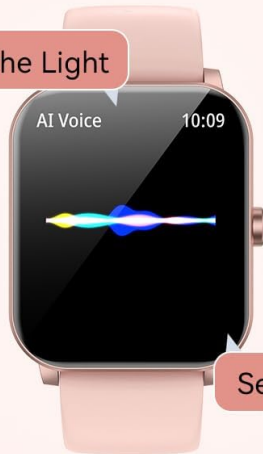
KEY FEATURES

Bluetooth Calling & Notifications

The L70 Smart Watch features a built-in HD speaker and microphone, allowing you to make and receive calls directly from your wrist. It also displays notifications from popular apps such as WhatsApp, Facebook, Instagram, and Twitter, keeping you connected without needing to check your phone constantly.

Smart Voice Assistant

Turn on the Light



Set an Kerl

Answer/Make Call



Smart Notification

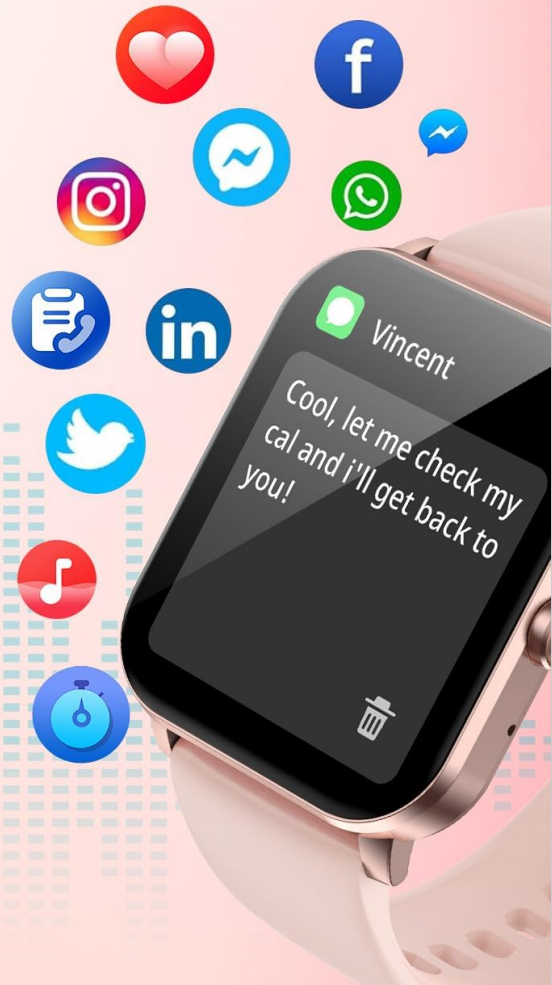


Image: Smartwatch demonstrating Bluetooth calling and notification features.

1.85" HD Touch Screen

Experience a vibrant, high-contrast TFTLCD display with fast response times for smooth interaction. The 1.85-inch screen provides clear visuals for all your information.

24/7 Health Monitoring

Equipped with advanced sensors and "gomore" smart algorithms, the L70 tracks your heart rate, sleep quality, and SpO2 (blood oxygen) levels continuously. Detailed sleep analysis helps you understand and improve your rest patterns.



24/7 Health Tracking

Sleep Data



22:58 06:22

- Awake
- REM
- Light
- Restful

Sleep Monitor

Normal BP

90mmHg<SBP<140mmHg
60mmHg<DBP<90mmHg



Last 7 Data Records

Blood Pressure

Heart Rate

Max 168 Min 58



Heart Rate

Normal SpO2

95%<SpO2<100%



Last 7 Data Records

Blood Oxygen



Accurate Health Monitoring

Knows yourself better and healthier

Image: Health tracking features including heart rate, sleep, and SpO2 monitoring.

120+ Sports Modes & Activity Tracking

This fitness watch supports over 120 sports modes, including running, cycling, swimming, and yoga. It records essential data such as steps, distance, and calories burned to help you monitor and achieve your fitness goals.



120+

Sport Modes

Fitness Tracker



IP68 WaterProof



Image: Smartwatch displaying multiple sports modes and fitness tracking data.

IP68 Waterproof & Durable Design

With an IP68 waterproof rating, the L70 Smart Watch is resistant to water during swimming, handwashing, or exercising in the rain. Note: Avoid high-temperature water to maintain water resistance.

Long Battery Life & Fast Charging

The 350mAh battery provides up to 7 days of normal use and up to 30 days in standby mode on a single charge. A full charge takes approximately 2 hours.



Image: Smartwatch charging via its magnetic cable, highlighting battery performance.

CARE AND MAINTENANCE

- **Cleaning:** Regularly clean your smartwatch and wristband with a soft, dry cloth. If necessary, use a slightly damp cloth and mild soap, then rinse and dry thoroughly.
- **Water Resistance:** The device is IP68 waterproof, suitable for swimming and daily water exposure. However, avoid prolonged exposure to hot water, steam, or high-pressure water jets, as this may compromise the seal.
- **Charging:** Use only the provided magnetic charging cable. Ensure the charging points on the watch and cable are clean and dry before connecting.
- **Storage:** Store the smartwatch in a cool, dry place when not in use. Avoid extreme temperatures.

TROUBLESHOOTING

- **Connectivity Issues:** If the watch fails to connect or maintain a stable Bluetooth connection, try resetting the watch from its settings menu and re-pairing it with the "Da Fit" app. Ensure your phone's Bluetooth is active and the app has necessary permissions.
- **Inaccurate Sensor Readings:** For optimal heart rate, SpO2, and sleep monitoring, ensure the watch is

worn snugly on your wrist, but not too tightly. Clean the sensor area regularly. Note that smartwatches are not medical devices, and readings are for reference only.

- **Battery Draining Quickly:** Reduce screen brightness, disable unnecessary notifications, and limit continuous heart rate monitoring to extend battery life. Ensure the watch is fully charged using the magnetic charger.
- **Screen Unresponsive:** If the touch screen is unresponsive, try restarting the watch by pressing and holding the side button. If the issue persists, ensure the screen is clean and dry.

SPECIFICATIONS

Brand	ganopterygon
Model	L70
Screen Size	1.85 inches
Display Type	TFTLCD
Resolution	390 x 390
Battery Capacity	350 mAh
Charging Time	2 Hours
Normal Usage Battery Life	Up to 7 days
Standby Time	Up to 30 days
Waterproof Rating	IP68
Connectivity	Bluetooth
Compatible OS	Android 6.0+, iOS 9.0+
Special Features	Heart Rate Monitor, Sleep Monitor, SpO2 Monitor, 120+ Sports Modes, Bluetooth Calling, Notifications, Music Control, Camera Control, Weather, Alarm, Sedentary Reminders, Female Cycle Tracking, Smart Voice Assistant

OFFICIAL PRODUCT VIDEOS

Smart Watch for Men Women - Overview







Your browser does not support the video tag.

Video: A brief overview of the ganopterygon L70 Smart Watch, highlighting its design and core functionalities for men and women.

WARRANTY AND SUPPORT

For warranty information, technical support, or customer service inquiries, please refer to the contact details provided with your product packaging or visit the official ganopterygon website. Keep your purchase receipt for warranty claims.

Related Documents - L70

	<p>RoboVac L70 Hybrid User Manual</p> <p>Comprehensive user manual for the RoboVac L70 Hybrid, detailing setup, operation, maintenance, and troubleshooting for efficient floor cleaning.</p>
	<p>Quectel Module Secondary SMT User Guide</p> <p>This user guide provides detailed instructions and requirements for the secondary SMT (Surface Mount Technology) and desoldering processes of Quectel modules in LCC or LGA packages. It covers chip mounter requirements, soldering specifications, stencil design, mounting procedures, reflow soldering profiles, desoldering techniques, and repair instructions.</p>
	<p>Topping L70 Full Balanced NFCA Headphone Amplifier User Manual</p> <p>Comprehensive user manual for the Topping L70 Full Balanced NFCA Headphone Amplifier, covering setup, operation, and specifications.</p>
	<p>Light Fixture Assembly and Installation Guide</p> <p>Detailed instructions for assembling and installing a light fixture, including safety precautions and step-by-step guidance for wiring and shade attachment. Includes lampshade model numbers.</p>
	<p>Setracker 2 User Manual: Comprehensive Guide to GPS Watches and Trackers</p> <p>Detailed user manual for the Setracker 2 app and GPS tracking devices. Covers setup, features, troubleshooting, and model compatibility for children's and adult GPS watches and trackers.</p>
	<p>Phonak Audéo™ L-R/RT User Guide: Comprehensive Information for Hearing Aids and Charger</p> <p>Official user guide for Phonak Audéo™ L-R/RT hearing aids and Phonak Charger Ease. Covers setup, charging, fitting, operation, connectivity, care, and safety from manufacturer Sonova AG.</p>

