

DUSONLAP SU8

DUSONLAP SU8 Sleep Earbuds User Manual


Model: SU8

INTRODUCTION

Welcome to the DUSONLAP SU8 Sleep Earbuds user manual. These mini, lightweight Bluetooth 5.4 headphones are specifically designed to provide comfort for side sleepers while delivering high-quality audio. With extended battery life and intuitive controls, the SU8 earbuds are ideal for sleep, relaxation, focus, and everyday listening.

SU8 sleep earbuds--suitable for sleeping, studying, focusing and leisure

**QUIET SLEEP
STARTS WITH SU8**



The DUSONLAP SU8 earbuds are designed for comfort during sleep, providing a quiet and immersive audio experience.

WHAT'S IN THE BOX

Please check the package contents to ensure all items are present:

- SU8 Sleep Earbuds x 2 (Left and Right)
- SU8 Charging Case x 1
- USB-C Charging Cable x 1
- User Guide x 1



Illustration of the DUSONLAP SU8 Sleep Earbuds package contents.

PRODUCT OVERVIEW AND FEATURES

The DUSONLAP SU8 earbuds are engineered for optimal comfort and performance, especially for extended wear and side sleeping.

Key Features:

- **Ultra-light Design:** Each earbud weighs only 3.0g, providing a barely-there feel.
- **Bluetooth 5.4:** Ensures stable and efficient wireless connectivity.
- **Extended Playtime:** Up to 5-7 hours on a single charge, with the charging case providing an additional 40 hours, totaling 47 hours.
- **Touch Control:** Easy management of music, calls, volume, and sleep mode.
- **Noise Blocking:** Designed to reduce external noise by up to 24dB for a peaceful listening experience.
- **Immersive Audio:** High stereo sound quality with enhanced bass.
- **Sleep Mode:** A dedicated mode for uninterrupted sleep, without shutdown or low battery beeps.

Overview of DUSONLAP SU8 Sleep Earbuds design and features.



Soft Silicone
earmuffs



3.0g
No feeling



24dB
Noise Blocking

Comfortable to wear and suitable for long time use

Customized for sleep, with effective noise reduction and enhanced bass for a naturally deeper sleep

The SU8 earbuds are designed for comfortable, long-term wear with effective noise reduction.

SETUP

1. Charging the Earbuds and Case

Before first use, fully charge the earbuds and the charging case. The charging case features an LED digital display to show the remaining power.

- Place the earbuds into the charging case.
- Connect the USB-C charging cable to the charging port on the case and a power source.
- The LED display on the case will indicate charging status.

Manage your Sleep

It will automatically connect when the lid is opened.



The charging case provides extended battery life and features a digital display for power indication.

2. Pairing with Your Device

The SU8 earbuds feature one-step pairing for quick and easy connection.

- Open the lid of the charging case. The earbuds will automatically enter pairing mode or connect to the last paired device.
- On your device (smartphone, tablet, etc.), go to Bluetooth settings and turn on Bluetooth.
- Select "SU8" from the list of available devices.
- Once connected, you will hear a confirmation tone, and the earbuds will be ready for use.

47 Hours Long Battery Time

With LED digital display, you can check the remaining power of the earbuds at any time

40

Hours

battery life with
charge case

5-7

Hours

Listening Time

USB-C

Fast Charging



One-step pairing allows for automatic connection when the charging case lid is opened.

OPERATING INSTRUCTIONS

The SU8 earbuds utilize touch controls for various functions. The touch sensitive area is located on the outer surface of each earbud.



Calls



Music



Volume



Sleep mode




Touch Control







Easily control music, calls and volume with easy-to-understand touch controls

Easily control music, calls, and volume with the intuitive touch controls.









Touch Control Functions:







For calls:

 Answer  x2
  Hung up  x2
  Reject Call  2S

For music:

 Play  x1
  Pause  x1
  Long Press  2S
  Volume  x1

other:

 Voice Assistant  x3
  Sleep Mode  x4
 (No shutdown and low battery beep)

Comprehensive guide to touch control gestures for various functions.

• For Calls:

- Answer Call: Tap x2
- Hang up: Tap x2
- Reject Call: Long Press 2S

- **For Music:**

- Play/Pause: Tap x1
- Volume Up: Tap x1 (Right earbud)
- Volume Down: Tap x1 (Left earbud)
- Next Track: Long Press 2S (Right earbud)
- Previous Track: Long Press 2S (Left earbud)

- **Other Functions:**

- Voice Assistant: Tap x3
- Sleep Mode: Tap x4 (No shutdown and low battery beep in this mode)

WEARING INSTRUCTIONS

For optimal comfort and sound quality, especially for side sleepers, follow these steps to properly wear your SU8 earbuds:

1. **Choose Appropriate Ear Caps:** Select the ear caps that best fit your ear canal. The SU8 comes with different sizes to ensure a snug and comfortable fit. Install them securely on the earbuds.
2. **Insert Earbud:** Place the earbud into your ear canal with the ear cap pointing downwards.
3. **Twist to Lock:** Gently twist the earbud to lock it into place. This ensures a secure fit and optimal noise blocking.



Visual guide for correctly wearing the DUSONLAP SU8 Sleep Earbuds.

MAINTENANCE

To ensure the longevity and optimal performance of your DUSONLAP SU8 Sleep Earbuds, follow these maintenance guidelines:

- **Cleaning:** Regularly clean the earbuds, especially the ear caps and speaker mesh, with a soft, dry, lint-free cloth. Do not use harsh chemicals or abrasive materials.

- **Storage:** When not in use, always store the earbuds in their charging case to protect them from dust, dirt, and physical damage.
- **Avoid Moisture:** Keep the earbuds and charging case away from water, humidity, and extreme temperatures. While designed for comfort, they are not waterproof.
- **Charging:** Use only the provided USB-C cable or a certified equivalent for charging. Avoid overcharging.

TROUBLESHOOTING

If you encounter any issues with your DUSONLAP SU8 Sleep Earbuds, please refer to the following common solutions:

Problem	Possible Cause	Solution
Earbuds not pairing	Bluetooth off on device; earbuds not in pairing mode; interference.	Ensure Bluetooth is on. Place earbuds in case, close, then open lid to re-enter pairing mode. Move closer to device.
No sound from one earbud	Low battery; earbud not connected; dirty speaker mesh.	Charge both earbuds fully. Re-pair the earbuds. Clean the speaker mesh gently.
Low volume or poor sound quality	Incorrect ear cap size; dirty earbud; device volume too low.	Try different ear cap sizes for a better seal. Clean earbuds. Increase volume on both earbuds and device.
Earbuds not charging	Charging cable issue; dirty charging contacts; case battery empty.	Try a different USB-C cable. Clean charging contacts on earbuds and case. Charge the charging case.
Battery life shorter than expected	High volume usage; old battery.	Reduce volume. Battery performance may degrade over time.

SPECIFICATIONS

Feature	Detail
Model Number	SU8
Connectivity Technology	Bluetooth 5.4
Ear Placement	In Ear
Form Factor	In Ear
Control Method	Touch
Earpiece Shape	Earbuds
Color	Silver
Item Weight	2.89 ounces (approx. 3.0g per earbud)




Feature	Detail
Package Dimensions	3.58 x 3.27 x 1.3 inches
Battery Type	1 AA batteries required (included)
Manufacturer	DUSONLAP


WARRANTY AND SUPPORT

DUSONLAP products are manufactured to high quality standards. For any product-related inquiries, technical support, or warranty claims, please refer to the contact information provided with your purchase or visit the official DUSONLAP website. Please retain your proof of purchase for warranty service.

© 2025 DUSONLAP. All rights reserved.

Related Documents - SU8

 <p>Instruction Manual Sleep SU8 Wireless Earbuds</p> <p>Please read the instructions before use</p>	<p>Sleep SU8 Wireless Earbuds Instruction Manual</p> <p>Comprehensive instruction manual for the Sleep SU8 Wireless Earbuds, covering setup, operation, troubleshooting, and technical specifications. Includes warranty activation information.</p>
 <p>Annex C. Test Photos</p>	<p>Annex C. Test Photos - FCC ID: 2A2BYHE-SU8</p> <p>Test setup photos for FCC ID 2A2BYHE-SU8, including conducted and radiated emission test views. Documented by Dongguan Huien Electronic Technology Co., Ltd.</p>
 <p>ReadMe for Cisco Unified Communications Manager Release 12.5(1)SU8</p>	<p>Cisco Unified Communications Manager Release 12.5(1)SU8 ReadMe and Installation Guide</p> <p>ReadMe document for Cisco Unified Communications Manager Release 12.5(1)SU8, providing release notes, installation instructions, system requirements, and important caveats for upgrading and managing the software.</p>



[FIREBAT MINIPC FCC Test Report for Model AM02](#)

This document is an FCC test report for the FIREBAT MINIPC, model AM02. It details compliance testing for EMC emissions, radiated emissions, power spectral density, bandwidth, and peak output power according to FCC CFR Title 47 Part 15 Subpart C and RSS standards, performed by Guangdong Zhonghan Testing Technology Co., Ltd.



[Garland GT Series Heavy Duty Gas Counter Equipment Installation and Operation Manual](#)

Comprehensive Installation and Operation Manual for Garland GT Series Heavy Duty Gas Counter Equipment, covering hot plates, griddles, and char-broilers. Includes safety, specifications, installation, operation, and maintenance.