

Midea MAW12S1VWT-A

Midea 12,000 BTU Smart Inverter Window Air Conditioner User Manual

Model: MAW12S1VWT-A

SETUP

Unboxing and Components

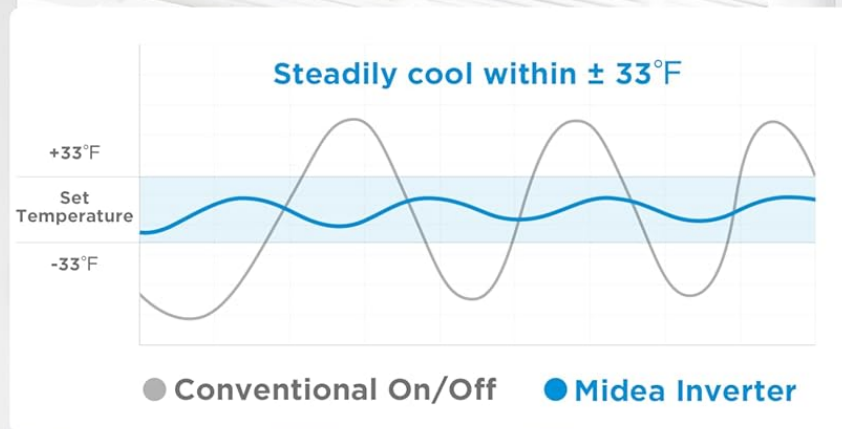
The Midea 12,000 BTU Smart Inverter Window Air Conditioner comes with all necessary components for installation, including the main unit, remote control, and an easy installation kit. No additional purchases are typically required for standard installations.



The Midea 12,000 BTU Smart Inverter Window Air Conditioner unit, remote control, and a smartphone displaying the control app.

ULTIMATE COMFORT

Minimal temperature variance, less than 1°F



The comprehensive installation kit includes a robust support bracket, foam insulation for sealing, and all required fasteners, ensuring a complete setup without additional purchases.

Window Preparation

Ensure your window is a double-hung type. This unit is not compatible with casement windows. If your window has a screen, it may need to be removed or slid out of the way to accommodate the air conditioner.

Installing the Support Bracket

The included support bracket is designed for easy and safe installation. Adjust the bracket to fit your window's dimensions, ensuring it is level and securely fastened. Always follow the detailed instructions in the provided user manual for precise measurements and secure attachment.

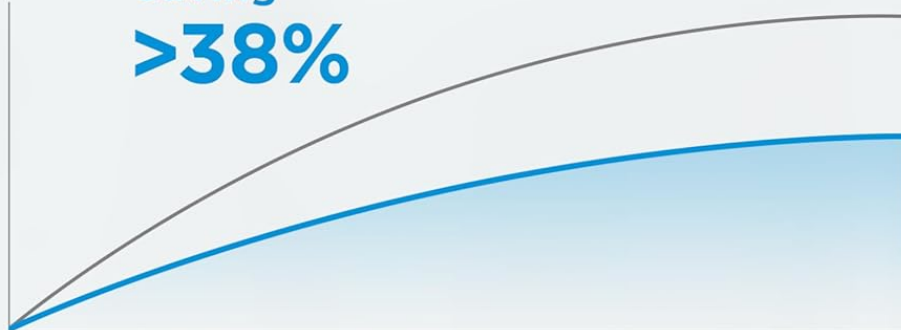
SAVE BIG WITH MIDEA INVERTER TECHNOLOGY

Up to 38% in energy savings



Power
consumption

Saving
>38%



Non-Inverter AC

Inverter AC

Run time

*compared to the energy conservation standard

A person installing the Midea 12,000 BTU window air conditioner into a double-hung window, demonstrating the ease of placement with the support bracket.

Placing the Air Conditioner

Carefully lift the air conditioner unit and place it onto the installed support bracket. Slide it into position, ensuring it is centered and stable. Use the provided high-density foam to seal any gaps on either side of the unit, preventing air leakage and maximizing efficiency.

CONTROL FROM ANYWHERE

Via SmartHome App, Smart Watch and Voice Assistant Devices



The Midea 12,000 BTU window air conditioner installed in a window, showcasing its compact design and dimensions.

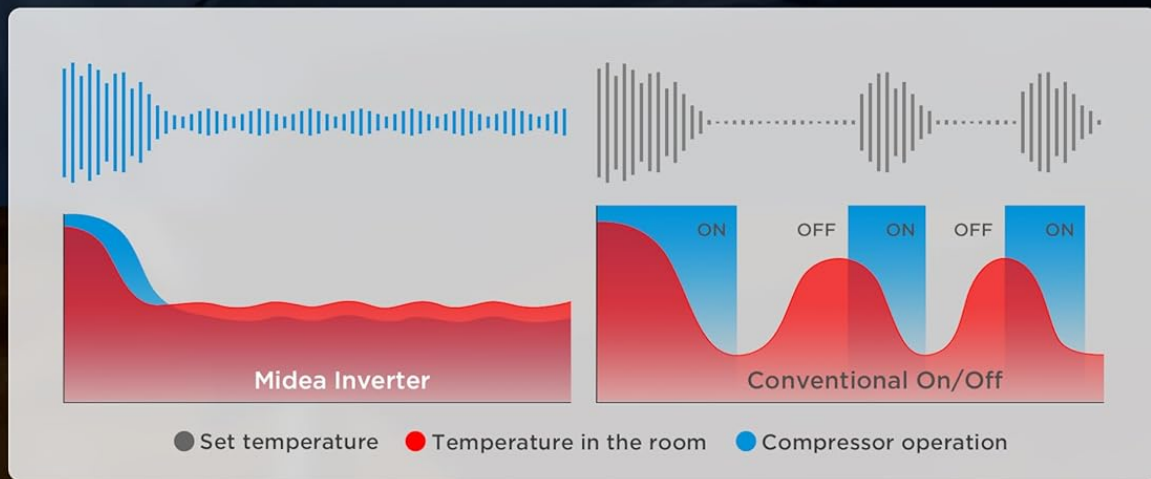
OPERATING

Control Panel and Remote

The unit features an intuitive LED display and touch controls on the front panel. You can also use the included remote control for convenient operation from a distance. Functions include On/Off, Mode selection (Auto, Cool, Dry, Fan), Fan Speed (Auto/H/M/L), 24-hour Timer, ECO energy saver, Sleep mode, and Swing function for even air distribution.

VARIABLE SPEED INVERTER TECHNOLOGY

Ultra-quiet performance, as low as 42 dBA



A detailed view of the Midea air conditioner's control panel, showing the various touch buttons and LED display for easy operation.

Smart Control via App and Voice

For enhanced control, download the Midea Air app (available for iOS and Android). This allows you to adjust settings, monitor the unit, and schedule operations from anywhere using your smartphone. The air conditioner also supports voice commands through Amazon Alexa and Google Assistant, providing hands-free control.

QUICK AND EASY INSTALLATION

Designed to fit double hung windows



Remote control of the Midea air conditioner via the dedicated smartphone application, offering convenience and flexibility.

Cooling Modes and Features

The 12,000 BTU capacity efficiently cools rooms up to 550 sq. ft. The advanced Inverter technology ensures precise temperature control and significant energy savings (over 38% compared to traditional units). Enjoy ultra-quiet operation with noise levels as low as 42 dB. The auto-swing louvers distribute air evenly throughout the room, preventing direct drafts and enhancing comfort.



Illustration of the Midea Inverter technology, which maintains a more stable room temperature compared to conventional on/off systems, enhancing comfort and efficiency.

MATCH ROOM SIZE TO BTUS



MAW08S1VWT-A	8K BTU	300-350 SQ.FT.
MAW10S1VWT-A	10K BTU	400-450 SQ.FT.
MAW12S1VWT-A	12K BTU	450-550 SQ.FT.
MAW14S1VWT-A	14K BTU	550-700 SQ.FT.
MAW18S1VWT-A	18K BTU	700-1000 SQ.FT.
MAW24S1VWT-A	24K BTU	1400-1500 SQ.FT.

A guide to matching room size to the appropriate BTU capacity for optimal cooling performance.

MAINTENANCE

Filter Cleaning

The Midea air conditioner features a reusable, washable filter. To maintain optimal performance and air quality, regularly clean the filter. Simply pop off the front grille, remove the filter, wash it with mild soap and water, allow it to dry completely, and then reinsert it. The unit will indicate when the filter needs cleaning.

General Cleaning

Periodically wipe down the exterior of the unit with a soft, damp cloth. Ensure the unit is unplugged before cleaning. Do not use harsh chemicals or abrasive cleaners.

TROUBLESHOOTING

Unit Not Turning On

- Check if the power cord is securely plugged into a functioning electrical outlet.
- Verify that the circuit breaker has not tripped.

Insufficient Cooling

- Ensure the air filter is clean and not obstructed. A dirty filter can restrict airflow.
- Check that the window seals are tight and there are no significant gaps allowing outside air to enter.
- Confirm the room size is within the recommended cooling area for a 12,000 BTU unit (up to 550 sq. ft.).
- Adjust the temperature setting to a lower value.

Unusual Noise

- Check for any obstructions in or around the unit's vents.
- Ensure the unit is properly seated and secured in the window frame.

App Connectivity Issues

- Restart the Midea Air app on your smartphone.
- Verify your home Wi-Fi network is active and the signal is strong.
- Attempt to re-pair the air conditioner with the app following the initial setup instructions.

SPECIFICATIONS

Feature	Detail
Manufacturer	Midea
Model Number	MAW12S1VWT-A
Item Weight	50.7 pounds
Product Dimensions	18.98 x 21.69 x 14.65 inches
Size	12,000 BTU, 115V
Color	White
Power Source	Corded Electric
Voltage	115 Volts
Wattage	1240 watts

Installation Method	Window
Sound Level	42 dB
Special Features	Dehumidifier, Eco Mode, Fast Cooling, Remote Controlled, Wireless control
Capacity	23 Kilograms
Floor Area	550 Square Feet
Cooling Power	12000 British Thermal Units
BEE Star Rating	5 Star
Seasonal Energy Efficiency Ratio (SEER)	13

WARRANTY INFORMATION

This Midea air conditioner comes with a One Limited Year Warranty from the original purchase date. Please retain your proof of purchase for warranty claims.

CUSTOMER SUPPORT

For further assistance, detailed instructions, or troubleshooting beyond this manual, please refer to the official User Manual (PDF) or contact Midea customer support directly.

Official User Manual (PDF): [Download PDF](#)