



Manuals.plus /

› WICOLO /

› WICOLO Portable Evaporative Air Cooler FK2408Y User Manual

## WICOLO FK2408Y

# WICOLO Portable Evaporative Air Cooler FK2408Y User Manual

Model: FK2408Y

## 1. PRODUCT OVERVIEW

---

The WICOLO FK2408Y is a 3-in-1 portable evaporative air cooler designed for indoor use. It functions as an air cooler, fan, and humidifier, utilizing water evaporation to provide cooling. This unit features remote and touch controls, 90° horizontal oscillation, and manual vertical tilt for broad air distribution.




Image 1.1: WICOLO Portable Evaporative Air Cooler FK2408Y, showing the main unit, remote control, and six included ice packs.

## 2. SAFETY INSTRUCTIONS

- Read all instructions before using the appliance.
- Ensure the power supply matches the voltage specified on the product label (120V).
- Do not operate the unit with a damaged cord or plug.
- Keep the unit on a stable, level surface to prevent tipping and water leakage.
- Do not immerse the unit, cord, or plug in water or other liquids.
- Unplug the unit before cleaning, refilling, or performing any maintenance.
- Keep children and pets away from the unit during operation.
- Ensure adequate ventilation in the room when using the evaporative cooling function.

- Do not block air inlets or outlets.

## 3. SETUP

---

### 3.1 Unpacking

1. Carefully remove the air cooler from its packaging.
2. Check for any damage during transit. If damage is found, do not operate the unit and contact customer support.
3. Ensure all components are present: main unit, remote control, and 6 ice boxes.

### 3.2 Placement

- Place the unit on a firm, level surface.
- For optimal evaporative cooling, position the unit near an open window or in a well-ventilated area to allow for air exchange. This is crucial for the evaporative process to be effective.
- Ensure there is at least 12 inches (30 cm) of clear space around the air inlets and outlets.

### 3.3 Filling the Water Tank

1. Pull out the water tank from the bottom rear of the unit.
2. Fill the 3-gallon (11.3 liter) water tank with clean, cool water. Do not exceed the maximum fill line indicated on the tank.
3. For enhanced cooling, place the included ice boxes (after freezing) or ice cubes directly into the water tank.
4. Carefully slide the water tank back into the unit until it clicks into place.

# 3 GAL Large Water



Image 3.1: The 3-gallon water tank of the WICOLO FK2408Y, demonstrating its capacity and ease of access for refilling.

## 4. OPERATING INSTRUCTIONS

### 4.1 Control Panel and Remote Control

The unit can be operated using the touch control panel on top or the included remote control. The remote control has an effective range of up to 16 feet.

# Two remote control modes

Switch on your smart home Remote control distance up to **16Ft**




Image 4.1: The control panel and remote control for the WICOLO FK2408Y, highlighting the various function buttons.

## 4.2 Functions

- **Power On/Off:** Press the power button to turn the unit on or off.
- **Speed Adjustment:** The unit offers 6 fan speeds. Press the 'Speed' button to cycle through the available settings.
- **Cooling Mode:** Activate the evaporative cooling function by pressing the 'Cool' button. This will engage the water pump to moisten the cooling pads. The unit will automatically switch to fan mode if the water tank is empty.
- **Oscillation (Swing):** Press the 'Swing' button to activate the 90° automatic horizontal oscillation. The vertical airflow can be manually adjusted up to 120°.

# Blow Wider

Four-directional blowing angles allow your home to enjoy cool breezes faster and over a wider area.



Oscillation 60°



Manual  
Vertical Tilt 120°




Image 4.2: Illustration of the air cooler's oscillation and manual vertical tilt capabilities for wider coverage.

- **Timer:** Set an automatic shut-off timer for 1 to 12 hours. Press the 'Timer' button to select the desired duration.
- **Mode:** Cycle through different operating modes, which may include normal, natural, and sleep modes. Sleep mode operates at a reduced noise level (approximately 45dB) for quiet operation.



Image 4.3: The air cooler in a bedroom, demonstrating its quiet operation and timer function for a comfortable sleep environment.

- **Child Lock:** Engage the child lock feature to prevent accidental changes to settings.
- **LED Display:** The LED screen displays current settings such as fan speed, mode, and timer.

## 5. MAINTENANCE

---

Regular maintenance ensures optimal performance and longevity of your WICOLO Evaporative Air Cooler.

### 5.1 Cleaning the Water Tank and Cooling Pad

The water tank and cooling pad (wet curtain paper) are removable for easy cleaning.

1. Unplug the unit from the power outlet.
2. Remove the water tank and empty any remaining water.
3. Carefully remove the cooling pad (often referred to as wet curtain paper or honeycomb filter) from its housing.
4. Rinse the cooling pad under clean water. Gently wipe it with a soft brush or sponge to remove dust, mineral deposits, or dirt.
5. Clean the water tank with mild soap and water. Rinse thoroughly to remove all soap residue.
6. Allow the cooling pad and water tank to air dry completely before reassembling.
7. Reinstall the dry cooling pad and water tank into the unit.

# Clean up in a breeze

Water tank and cooling pad can be removed for cleaning



Image 5.1: Cleaning the removable water tank and cooling pad, illustrating the ease of maintenance.

## 5.2 Cleaning the Exterior

- Wipe the exterior of the unit with a soft, damp cloth.
- Do not use abrasive cleaners or solvents.

## 5.3 Storage

- Before storing, ensure the water tank is empty and clean, and the cooling pad is dry.
- Store the unit in a cool, dry place, away from direct sunlight.

## 6. TROUBLESHOOTING

This section addresses common issues you might encounter with your evaporative air cooler.

<b>Problem</b>	<b>Possible Cause</b>	<b>Solution</b>
Unit does not turn on	No power supply; Power cord not properly plugged in; Power button not pressed.	Check power outlet; Ensure power cord is securely plugged in; Press the power button on the unit or remote.
No cooling effect or weak airflow	Water tank empty; Cooling mode not activated; Cooling pad is dry or dirty; Air inlets/outlets blocked; Room is not adequately ventilated.	Refill water tank; Activate 'Cool' mode; Clean or moisten the cooling pad; Ensure clear space around the unit; Open a window or door for better air circulation. Remember, evaporative coolers require ventilation to work effectively.
Water leakage	Water tank overfilled; Unit is not on a level surface; Cooling pad is improperly installed or clogged.	Do not overfill the water tank; Place the unit on a stable, level surface; Ensure the cooling pad is correctly seated and clean. If the cooling pad is clogged, it can cause water to overflow.
Remote control not working	Batteries are dead or incorrectly inserted; Remote is too far from the unit; Obstruction between remote and unit.	Replace batteries; Ensure batteries are inserted with correct polarity; Operate remote within 16 feet of the unit; Remove any obstructions.
Unusual noise	Unit not on a level surface; Internal components loose; Water pump issues.	Place unit on a level surface; If noise persists, unplug and contact customer support.

## 7. SPECIFICATIONS

Feature	Detail
Brand	WICOLO
Model Name	FK2408Y
Mounting Type	Freestanding
Color	White
Air Flow Capacity	320 Cubic Feet Per Minute
Controls Type	Remote, Touch Control
Reservoir Capacity	3 Gallons (approx. 11.3 Liters)
Floor Area Coverage	Up to 26 Feet (approx. 8 meters)
Included Components	Portable Air Cooler Fan (1), Ice Boxes (6)
Noise Level	36 Decibels (approx. 45dB in sleep mode)
Number of Speeds	6
Product Dimensions	11.8"D x 11"W x 24.4"H (approx. 30cm D x 28cm W x 62cm H)
Voltage	120V
Item Weight	9.5 pounds (approx. 4.3 kg)
Special Features	Adjustable Speed, Child Lock, Digital Display, Removable Washable Filter, Timer, 90° Oscillation, Manual Vertical Tilt
UPC	199284457867

## 8. WARRANTY AND SUPPORT

### 8.1 Warranty Information

No specific warranty information is provided in the product details. Please refer to the product packaging or contact the retailer for details regarding warranty coverage.

### 8.2 Customer Support

For further assistance, technical support, or inquiries regarding your WICOLO Portable Evaporative Air Cooler FK2408Y, please contact the manufacturer or your point of purchase. Keep your purchase receipt and model number (FK2408Y) ready when contacting support.

