

PGST PGST103F-US-A

PGST Wireless GSM 4G/WiFi Home Security System User Manual

Model: PGST103F-US-A

Brand: PGST

INTRODUCTION

The PGST Wireless GSM 4G/WiFi Home Security System is designed to provide comprehensive protection for your home, villa, shop, or warehouse. Featuring a 2.4-inch LCD screen and keyboard, it offers an intuitive interface for real-time status checks, alarm settings, and emergency alerts. This system supports dual connectivity via GSM/4G and WiFi, ensuring reliable communication and remote monitoring through the Smart Life App (iOS/Android). With multiple alarm modes, intelligent control, and easy DIY installation, it safeguards against intrusions, fires, and other emergencies without recurring monthly fees.

PACKAGE CONTENTS

The 8-piece kit includes the following components:

- 1 x PGST103 Alarm Host (Main Control Panel)
- 1 x Motion Detector (PIR Sensor)
- 1 x Door/Window Sensor
- 1 x Loud Siren
- 2 x Remote Controls
- 2 x RFID Tags
- Power Adapter and Mounting Accessories
- User Manual



Image: Overview of the PGST 8-piece home security system kit, showing the main control panel, motion detector, door/window sensor, remote controls, RFID tags, and siren.

SETUP AND INSTALLATION

The PGST security system is designed for easy DIY installation. Follow these general steps to set up your system:

- 1. Power On the Main Control Panel:** Connect the main control panel to a power source using the provided power adapter. Ensure it is placed in a central location for optimal signal reception.
- 2. Mount the Control Panel:** Use the included mounting bracket and supplies to securely attach the control panel to a wall at a convenient height.
- 3. Connect to Network:** The system supports 2.4GHz WiFi (5G WiFi is not supported) and 4G GSM.
 - For WiFi: Follow the on-screen instructions on the control panel to connect to your home's 2.4GHz WiFi network.
 - For 4G GSM: Insert a compatible 4G SIM card into the designated slot on the control panel. This allows for call and SMS alerts.
- 4. Pair Sensors and Accessories:** The system automatically pairs with 433MHz frequency accessories.
 - **Door/Window Sensors:** Install these on entry points. They use magnetic field technology to detect opening and closing.

- **Motion Detectors (PIR):** Place these in areas where intruders might pass. They detect movement within their wide-angle detection range.
- **Remote Controls & RFID Tags:** These are pre-paired for convenient arming and disarming.

5. **Download and Configure App:** Download the "Smart Life" app (available on iOS and Android) to your smartphone. Register an account and add your security system device. This app allows for remote control, real-time status viewing, and notification management.

Linked all smart home system products

Make your life more intelligent



Image: The PGST alarm host can connect to various smart home products, including cameras, door sensors, and motion detectors, integrating with Tuya Smart and Smart Life applications for a comprehensive security solution.

Your browser does not support the video tag.

Video: An overview of the PGST103 Security Alarm System, demonstrating its components, connectivity, and various features for home protection.

OPERATING THE SYSTEM

The PGST security system offers multiple ways to control and monitor your home's safety.

Control Panel Operation

The 2.4-inch TFT colorful display screen provides an intuitive interface for direct control.



Image: A user interacting with the 2.4-inch TFT colorful display screen of the PGST alarm system, highlighting its multi-functionality for app notifications, SMS, and voice intercom.

Arming and Disarming

- **Manual Control:** Use the control panel keypad or the included remote controls to arm or disarm the system.
- **App Control:** Arm, disarm, or set "stay arm" modes remotely via the Smart Life app.
- **Scheduled Arm/Disarm:** Set up automatic arming and disarming schedules through the app to align with your daily routine, saving time and effort.

Anti-demolition alarm function

Install a detachable device at the back, and once removed, The host will beep an alarm on the spot, and send a call or text message to the host



Image: The system can be programmed to automatically arm and disarm at specific times, such as disarming in the morning and arming at night or when leaving the house.

Alerts and Notifications

- **Loud Siren:** The system features a loud siren to deter intruders.
- **Remote Notifications:** Receive immediate alerts via text messages and phone calls to preset numbers.
- **APP Push Alerts:** Get real-time notifications on your Smart Life app when sensors are triggered (e.g., door sensor, PIR detector).
- **Preset Alarm Calls:** Configure up to 5 family numbers to receive alarm calls. If a line is busy, the system will dial the next reserved number, ensuring no alert is missed.

Wireless sensor battery low battery alar

Door magnet, infrared low voltage sends signals to the host, and the host pushes information to the user through the APP



Image: The system can be configured to call up to five preset numbers in sequence, ensuring that alarm notifications are delivered even if a line is busy.

Voice Control and Intercom

- **Smart Assistant Integration:** The system supports voice control via Amazon Alexa and Google Assistant, allowing you to arm or disarm your home with simple voice commands.
- **Two-Way Voice Intercom:** Utilize the built-in microphone and speaker for two-way communication through the app, useful for interacting with visitors or deterring intruders.

5 preset alarm calls no missing any alarm information

When the host dials an alarm and encounters busy line, it will dial the next reserved number. Do not miss every alarm notification

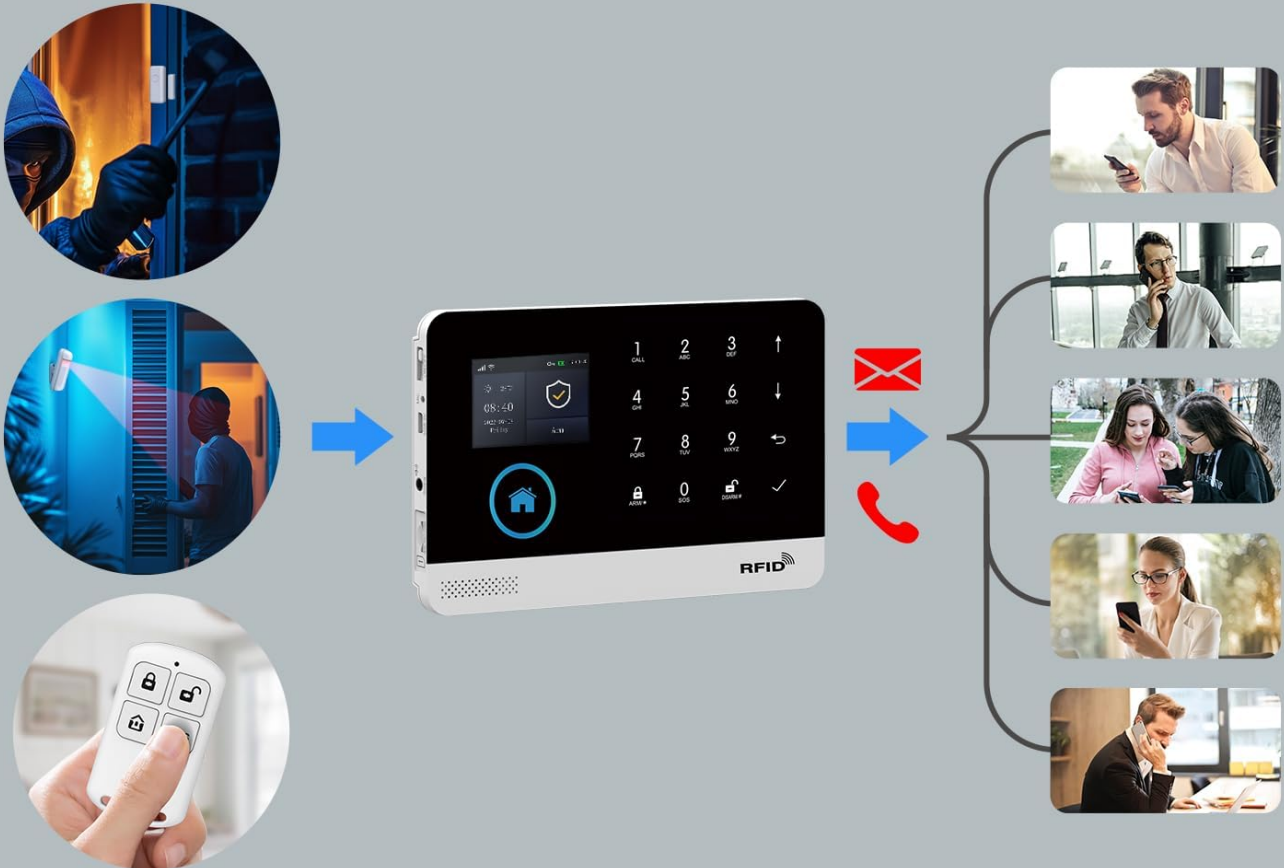


Image: The system integrates with Amazon Alexa and Google Assistant for convenient voice control, allowing users to arm or disarm their home with simple commands.

SOS Alarm Function

The system includes an SOS alarm feature, particularly beneficial for the elderly or in emergency situations. In case of an accident or unexpected event, pressing the SOS button on the remote or a dedicated SOS accessory will trigger an alarm and send immediate notifications to pre-configured contacts, allowing for timely assistance.

Multi-Language Support

The control panel supports 9 languages, offering a multi-language menu display, voice operation prompts, and alarm SMS settings for user convenience.

Arm and disarm regularly saving time and effort

You can set the arm, disarm, stay arm, SOS and other functions on the app. On reaching the time set, the system will automatically start this function.




Image: The PGST alarm system offers multi-language support, including English, German, and Spanish, for its menu display, voice prompts, and SMS settings.

MAINTENANCE

Regular maintenance ensures the optimal performance and longevity of your PGST security system.

- **Battery Monitoring:** The system features a low battery alarm for wireless sensors. When a door magnet or infrared sensor's voltage is low, it sends signals to the host, which then pushes information to your app. Replace batteries promptly when alerted. The main control panel includes a Lithium Polymer backup battery.
- **Cleaning:** Gently wipe the control panel and sensors with a soft, dry cloth. Avoid using abrasive cleaners or solvents.
- **Firmware Updates:** Check the Smart Life app periodically for any available firmware updates for your system to ensure you have the latest features and security enhancements.

Support 9 Languages Switched Freely

Support Multi-Language Menu Display, Voice Operation Prompts And Alarm SMS Settings



Image: The system provides low battery alerts for wireless sensors, notifying you via the app when it's time for a battery replacement.

TROUBLESHOOTING

Here are some common questions and troubleshooting tips for your PGST security system:

- **Q: What network does this home security system support?**

A: It only supports 2.4GHz WiFi (not for 5G WiFi) and 4G GSM card. You can receive a Tuya App alert push, while a 4G card can call you or send you a message if an emergency happens.

- **Q: What should I do if I don't know how to set it up after receiving it?**

A: The system is designed for easy setup. Refer to the detailed instructions in this manual. Additional operation videos can be provided by the seller if necessary.

- **Q: Does this device support adding more sensors and accessories?**

A: Yes, you can add more sensors and accessories, like sirens or cameras, from our store that are compatible with the 433MHz frequency.

- **System Not Responding:** Ensure the main control panel is properly powered and connected to your network. Check the on/off switch on the side of the unit.
- **Sensor Not Triggering:** Verify that the sensor is correctly installed and within range of the main control panel. Check the sensor's battery status via the app.
- **App Connectivity Issues:** Ensure your smartphone has a stable internet connection. Confirm the system's WiFi connection is active and on the 2.4GHz band.



Image: The anti-demolition alarm function ensures security even if the main unit is tampered with, triggering an alert if removed from its mounting.

SPECIFICATIONS

Feature	Detail
Brand	PGST

Model Number	PGST103F-US-A
Connectivity Technology	Wireless (GSM 4G/WiFi 2.4GHz)
Power Source	Battery Powered (Lithium Polymer included)
Compatible Devices	Tablet, Smartphone (Smart Life App)
Item Dimensions (L x W x H)	8.6 x 5.9 x 3.9 inches
Item Weight	1 pounds
Installation Type	Screw-In
Control Method	App, Keypad, Remote Control
Sensor Technology	Motion Sensor, Door/Window Sensor
Included Components	PGST103 ALARM SECURITY SYSTEM (8 PIECE KITS)
UPC	704444491089

WARRANTY AND SUPPORT

This PGST Home Security System comes with the assurance of quality from PGST, a leading provider in the home security alarm industry. Every product undergoes rigorous multi-stage testing to ensure compliance with international safety standards.






- **No Monthly Fees:** Enjoy peace of mind with no hidden costs or recurring charges for owning and operating your system.
- **Product Support:** For any operational questions, technical assistance, or to inquire about adding more compatible accessories, please contact the seller, PGST DIRECT.
- **Protection Plans:** Extended protection plans may be available for purchase separately to cover your investment beyond the standard warranty.

For more information and to explore additional products, visit the official [PGST Store](#).

© 2025 PGST. All rights reserved.
For assistance, please contact PGST DIRECT.

Related Documents - PGST103F-US-A

	GSM & WiFi Alarm System User Manual User manual for the GSM & WiFi Alarm System, detailing features, setup, operation, and mobile app integration for the PG103 alarm host.
--	--

	<p>PGST PG-109 Alarm Host User Manual</p> <p>Comprehensive user manual for the PGST PG-109 Alarm Host security system, covering installation, operation, features like remote control, wireless detectors, app integration, and technical specifications.</p>
	<p>PGST Smart Alarm System - Operating Instructions and Support</p> <p>Get started with your PGST Smart Alarm System (PG-103, PG107). This guide provides operating instructions, support contact, and information on multilingual resources for home security.</p>
	<p>PGST PG-500 GSM 2G/4G/WiFi Alarm System User Manual</p> <p>Detailed user manual for the PGST PG-500 GSM 2G/4G/WiFi Alarm System. Covers installation, mobile app setup and operation, system settings, daily use, maintenance, technical specifications, and troubleshooting.</p>
	<p>Carbon Monoxide Gas Alarm Detector PG-C01/PG-C02/PG-C03/PG-C04/PG-C05 User Manual</p> <p>Comprehensive user manual for the PGST Carbon Monoxide Gas Alarm Detector models PG-C01, PG-C02, PG-C03, PG-C04, and PG-C05. Covers installation, operation, troubleshooting, maintenance, technical specifications, and important information about carbon monoxide.</p>
	<p>Smart System Alarmowy PG-103 PGST Tuya GSM 4G Instrukcja obsługi</p> <p>Instrukcja obsługi systemu alarmowego Smart System Alarmowy PG-103 PGST Tuya GSM 4G. Szczegółowe informacje o funkcjach, instalacji, konfiguracji i codziennej obsłudze urządzenia.</p>