

## Hwagol 614173005290

# Hwagol Smart Watch User Manual

Model: 614173005290

## 1. INTRODUCTION

This manual provides detailed instructions for the Hwagol Smart Watch, Model 614173005290. Please read this manual thoroughly before using your device to ensure proper operation and to maximize its features.

### Key Features:

- **1.43" Micro-Spherical AMOLED Display:** Offers vibrant colors and clear visuals.
- **Thin Metal Body:** Designed for comfort and a sleek aesthetic.
- **Wrist Communication & Smart Voice AI:** Make/answer calls and receive app notifications directly from your wrist.
- **Multi-Sports Modes & IP68 Waterproof:** Track various activities and withstand daily water exposure (not suitable for hot water, baths, saunas, or diving).
- **24/7 Health Monitoring:** Includes heart rate, blood oxygen, sleep tracking, and female health features.

## 2. WHAT'S IN THE BOX

- Hwagol Smart Watch (Model 614173005290)
- Charging Cable
- Additional Watch Band (color may vary)
- User Manual

# 1.43 inch Curved Hemispherical Screen

## AMOLED

Clear and Sharp Picture Quality



Broad color range



AMOLED Screen



Color saturation

Image: The Hwagol Smart Watch, a magnetic charging cable, and an additional watch band are neatly arranged within the product box.

### 3. SETUP GUIDE

#### 3.1. Initial Charging

Before first use, fully charge your smartwatch. Connect the magnetic charging cable to the charging points on the back of the watch. Plug the USB end into a compatible power adapter (not included).



Image: The Hwagol Smart Watch with its magnetic charging cable attached to the back, indicating the charging process.

### 3.2. App Installation

Download the **Fitcloud Pro** app from your smartphone's app store (compatible with Android and iOS). Alternatively, scan the QR code displayed on the watch screen during initial setup or found in the included manual.

### 3.3. Device Pairing

1. Ensure Bluetooth is enabled on your smartphone.
2. Open the Fitcloud Pro app and follow the on-screen instructions to add your device.
3. Select the Hwagol Smart Watch (Model 614173005290) from the list of available devices.
4. Confirm the pairing request on both your phone and the smartwatch.

### 3.4. Initial Settings

After successful pairing, you can customize basic settings:

- **Language:** Select your preferred language (e.g., English).
- **Watch Face:** Choose from a variety of pre-installed watch faces or download more via the app.

---

Video: This video demonstrates the initial setup process, including charging, language selection, and pairing via QR code, showcasing the watch's micro-spherical screen.

---

## 4. OPERATING THE SMART WATCH

### 4.1. Navigation

The smartwatch features a touch-sensitive screen and a side button for navigation:


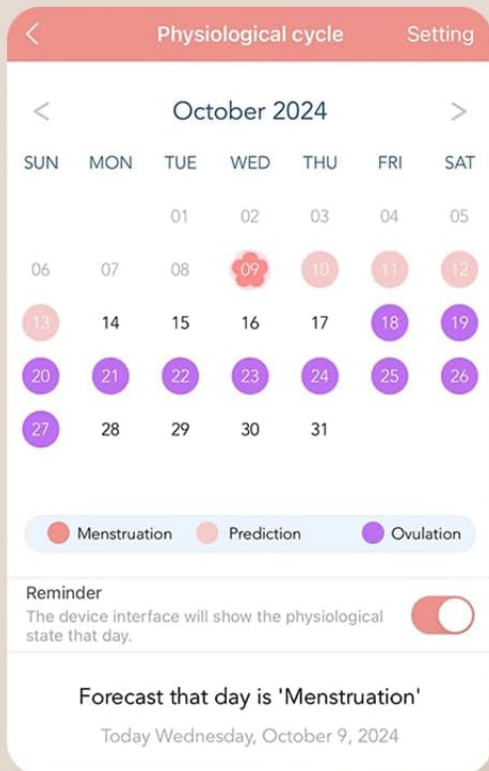
- **Swipe Up/Down/Left/Right:** Navigate through menus and features.
- **Tap:** Select an item or confirm an action.
- **Press Side Button:** Return to the home screen or access the app list.

### 4.2. Customizing Watch Faces

The Fitcloud Pro app offers over 150 customizable watch faces. You can also upload your own photos to personalize the watch face.

# Female Model

Specialized in Ovulation,  
Safe Period and Menstrual  
Period to Protect Female's



Menstruation phase



Sicherheit szeitraum



Ovulation

Image: The Hwagol Smart Watch displaying a custom photo dial, alongside a smartphone screen showing various dial options within the companion app.

## 4.3. Communication Features

- **Bluetooth Calls:** Make and answer calls directly from your watch when connected to your phone. Access contacts, call history, and a dial pad.
- **Message Notifications:** Receive SMS and app notifications (e.g., Facebook, WhatsApp, Twitter) on your wrist.
- **Smart Voice AI:** Use voice commands to set reminders, control smart devices, and more.

# 24/7 Health Monitoring

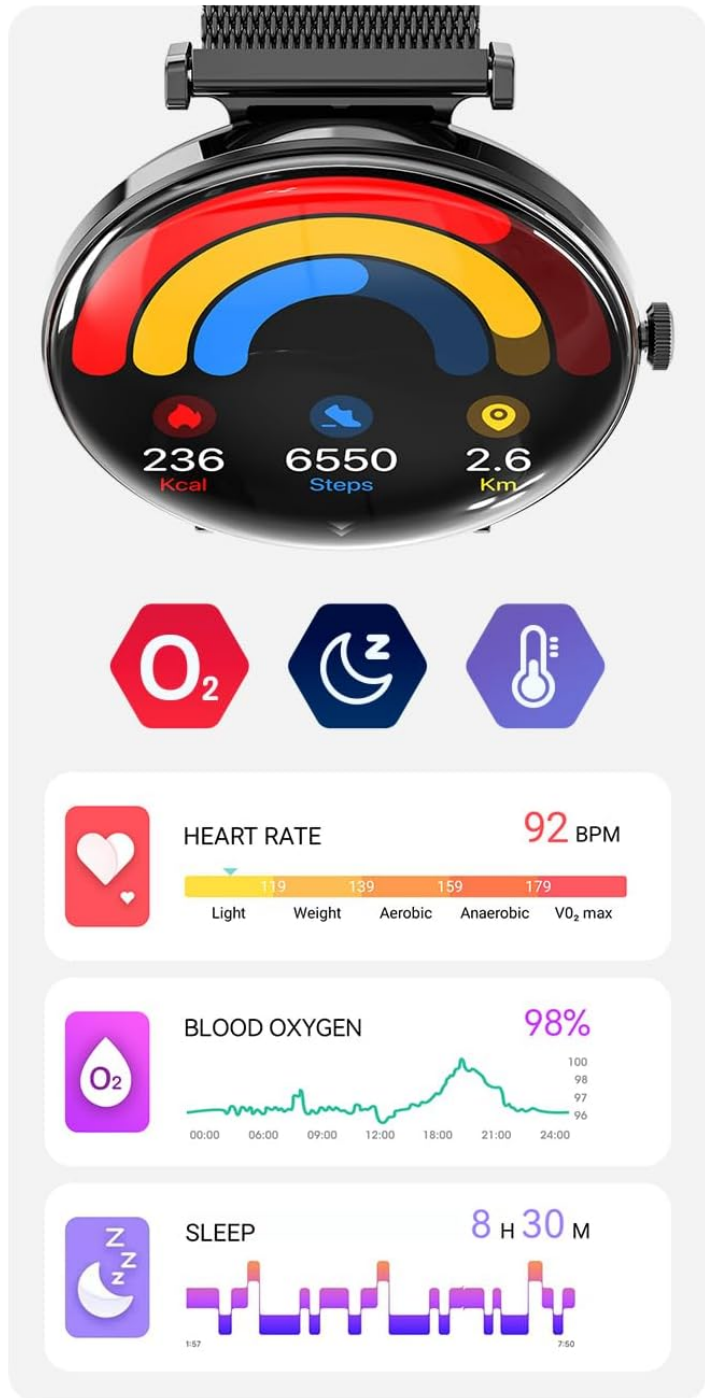
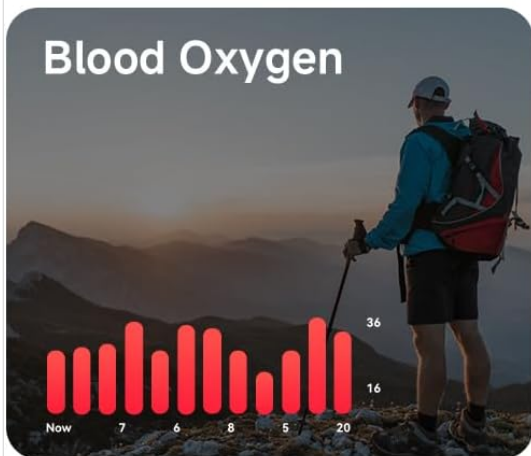
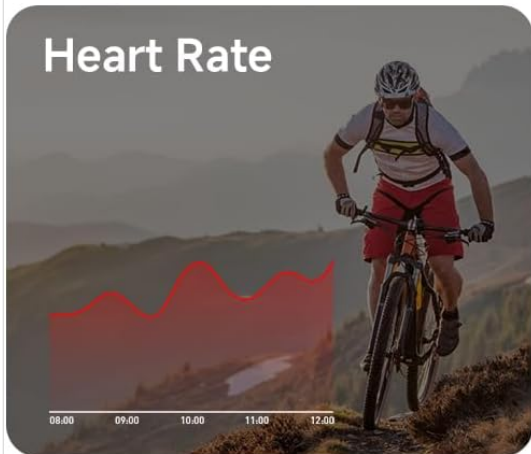


Image: The Hwagol Smart Watch displaying call functions and various app notification icons, highlighting its communication capabilities.

## 4.4. Health Monitoring

- **Heart Rate Monitor:** Continuous 24-hour heart rate tracking.
- **Blood Oxygen Monitor:** Measures blood oxygen levels.
- **Sleep Monitor:** Tracks sleep patterns (deep sleep, light sleep, awake time).
- **Female Health Tracking:** Monitors menstrual cycles, pregnancy, and ovulation periods.

# 150+ and Custom Dials



## 150+ Built-in Dials & Customize Your Watch Faces



Image: The Hwagol Smart Watch showing various health metrics including heart rate, blood oxygen, and sleep data.

### 4.5. Multi-Sports Modes

The watch supports multiple sports modes, including walking, running, cycling, yoga, basketball, and more. It records data such as heart rate, steps, calories burned, and distance during exercise.

### 4.6. Other Practical Functions

- **Music Playback Control:** Control music playing on your smartphone.
- **Weather Forecast:** Get real-time weather updates.
- **Alarm Clock & Timer:** Set alarms and use timer functions.
- **Calculator:** Basic calculation functions.

- **Flashlight:** Screen can be used as a light source.
- **Find Phone:** Locate your paired smartphone.

---

Video: This video highlights the aesthetic design of the micro-spherical screen and demonstrates various functions like music control, weather, and alarm clock.

---

## 5. MAINTENANCE

### 5.1. Water Resistance

The Hwagol Smart Watch is IP68 waterproof, meaning it is protected against dust ingress and can withstand immersion in water up to 1.5 meters for 30 minutes. It is suitable for daily hand washing, rain, and light water activities. **Caution: Do not use the watch in hot water, baths, saunas, or for diving, as steam and hot water can damage the device.**

### 5.2. Cleaning and Care

Regularly clean the watch screen and strap with a soft, dry cloth. Avoid using harsh chemicals or abrasive materials. Ensure the charging contacts are clean and dry before charging.

---

## 6. TROUBLESHOOTING

### 6.1. Connectivity Issues

- Ensure Bluetooth is enabled on your phone and the watch is within range.
- Restart both your smartphone and the smartwatch.
- If issues persist, try unpairing and re-pairing the device through the Fitcloud Pro app.

### 6.2. Charging Problems

- Verify that the magnetic charging cable is correctly aligned with the charging points on the watch.
- Ensure the USB adapter is functioning correctly and connected to a power source.
- Clean the charging contacts on both the watch and the cable to remove any dust or debris.

### 6.3. Screen Not Responding

- Try restarting the smartwatch by pressing and holding the side button.
  - Ensure the screen is clean and dry.
- 

## 7. SPECIFICATIONS

Feature	Detail
Brand	Hwagol
Model Number	614173005290
Screen Size	1.43 inches

Display Type	AMOLED Micro-Spherical
Operating System	Android, iOS Compatible
Connectivity Technology	Bluetooth
Battery Capacity	200 Milliamp Hours
Water Resistance	IP68
Item Weight	5.9 ounces
Package Dimensions	10.87 x 3.5 x 0.75 inches

---

## 8. WARRANTY AND SUPPORT

### 8.1. International Guarantee

The Hwagol Smart Watch comes with an international guarantee for a period of 24 months from the date of purchase. If you have any concerns about your item, please contact customer support for assistance.

### 8.2. Customer Support

For any questions, technical support, or warranty claims, please refer to the contact information provided in your product packaging or on the official Hwagol website.

---