

MARVO KG933G

MARVO KG933G Saber 61 Mechanical Gaming Keyboard User Manual

Model: KG933G

INTRODUCTION

This manual provides detailed instructions for the setup, operation, and maintenance of your MARVO KG933G Saber 61 Mechanical Gaming Keyboard. Please read this manual thoroughly before using the product to ensure optimal performance and longevity.

PACKAGE CONTENTS

- MARVO KG933G Saber 61 Mechanical Gaming Keyboard
- Detachable USB Type-C Cable
- User Manual (this document)

PRODUCT OVERVIEW

The MARVO KG933G Saber 61 is a compact 60% mechanical gaming keyboard designed for performance and portability. It features durable mechanical switches, dynamic RGB backlighting, and full anti-ghosting capabilities.



Image 1: Top-down view of the MARVO KG933G keyboard, showcasing its compact 60% layout and rainbow backlighting.



Image 2: Angled view of the MARVO KG933G keyboard, highlighting the keycap profile and illuminated keys.

SETUP

1. **Connect the Cable:** Insert the USB Type-C end of the detachable cable into the port on the back of the keyboard.
2. **Connect to Computer:** Plug the standard USB-A end of the cable into an available USB port on your computer.
3. **Driver Installation:** The keyboard is plug-and-play. Your operating system (Windows 8+ or Mac OS X 10.10+) will automatically detect and install the necessary drivers.
4. **Ready for Use:** Once drivers are installed, the keyboard is ready for immediate use.

OPERATING INSTRUCTIONS

Basic Key Functions

The KG933G features a 60% layout, meaning some functions are accessed via the **FN** (Function) key in combination with other keys.

Multimedia Keys (FN Combinations)

Access multimedia controls by holding down the **FN** key and pressing the corresponding key:

- **FN + A**: Previous Track
- **FN + S**: Play/Pause
- **FN + D**: Next Track
- **FN + F**: Mute
- **FN + G**: Volume Down
- **FN + H**: Volume Up
- **FN + J**: Web Browser
- **FN + K**: My Computer
- **FN + L**: Email
- **FN + ;**: Calculator

Backlight Control (FN Combinations)

The keyboard features dynamic RGB backlighting with 12 lighting modes. Control the backlighting using the following combinations:

- **FN + **: Change Lighting Mode (Cycle through 12 modes)
- **FN + [**: Decrease Brightness
- **FN +]**: Increase Brightness
- **FN + ;**: Decrease Lighting Speed
- **FN + '**: Increase Lighting Speed



Image 3: The MARVO KG933G keyboard showcasing its vibrant RGB lighting effects in a typical desk setup.

Anti-Ghosting

The MARVO KG933G features full N-key rollover (anti-ghosting) which ensures that every keypress registers accurately, even when multiple keys are pressed simultaneously. This feature is automatically enabled and requires no configuration.

Programmable Features

The keyboard supports macro programming and customizable keys. For advanced configuration and macro setup, please refer to the official MARVO software (if available for this model) or third-party remapping tools. Specific instructions for software usage are typically provided with the software itself.

MAINTENANCE

Cleaning the Keyboard

- Disconnect the keyboard from your computer before cleaning.
- Use a soft, lint-free cloth slightly dampened with water or a mild cleaning solution to wipe the keycaps

and chassis.

- For dust and debris between keys, use compressed air.
- Avoid using harsh chemicals, abrasive cleaners, or excessive moisture.

Keycap Removal (Optional)

If you need to clean under the keycaps or replace them, use a keycap puller. Gently pull the keycap straight up. When reattaching, align the keycap with the switch stem and press down firmly until it clicks into place.



Image 4: Illustration of using a keycap puller to safely remove a keycap from the MARVO KG933G keyboard.

TROUBLESHOOTING

- **Keyboard not responding:**
 - Ensure the USB cable is securely connected to both the keyboard and the computer.
 - Try connecting the keyboard to a different USB port on your computer.
 - Test the keyboard on another computer to rule out a computer-specific issue.
 - Restart your computer.
- **Backlighting not working or incorrect:**
 - Ensure the keyboard is properly connected.
 - Use the **FN + \ |** combination to cycle through lighting modes.
 - Use **FN + [{** and **FN +] }** to adjust brightness.
- **Keys not registering or double-typing:**
 - Clean the affected key(s) using compressed air to remove any debris.
 - If the issue persists, it may indicate a switch malfunction. Contact customer support.

SPECIFICATIONS

Keyboard Type	Mechanical switch
Switch Type	Red Switch (50-million keystroke lifespan)
Keyboard Size	60% Compact Design
Backlighting	Rainbow Backlight with 12 Lighting Modes
Anti-Ghosting	Full keys anti-ghosting (N-key rollover)
Connectivity	Wired (Detachable USB Type-C Cable, 1.5m PVC cable)

Multimedia Keys	Yes, Through Function Key (FN)
Compatible OS	Mac OS X 10.10+, Windows 8+
Durable Design	Double injection keycaps




WARRANTY AND SUPPORT





The MARVO KG933G Saber 61 Mechanical Gaming Keyboard comes with a manufacturer's warranty of **6 months** from the date of purchase.

For technical support, warranty claims, or further assistance, please contact your retailer or visit the official MARVO website for contact information.

Spare part information is not available or provided at this time.

Related Documents - KG933G

	<p>Marvo KG901 Mechanical Gaming Keyboard User Guide</p> <p>Comprehensive guide for the Marvo KG901 TKL Mechanical Gaming Keyboard, covering features, system requirements, installation, usage, troubleshooting, and warranty information.</p>
 <p>KG953</p> <p>User Manual • Uživatelský manuál • Uživatelský manuál • Használati utasítás • Benutzerhandbuch • Manuel d'utilisation</p>	<p>Marvo KG953 Wireless Mechanical Keyboard User Manual</p> <p>Comprehensive user manual for the Marvo KG953 wireless mechanical keyboard, detailing features like tri-mode connectivity, RGB backlighting, anti-ghosting, and troubleshooting.</p>
 <p>KG934</p> <p>User Manual • Uživatelský manuál • Uživatelský manuál • Használati utasítás • Benutzerhandbuch • Manuel d'utilisation</p> <p>English 2 - 8 Cestina 9 - 14 Slovenčina 15 - 21 Magyar 22 - 28 Deutsch 29 - 36 Français 37 - 43</p>	<p>MARVO KG934 Keyboard User Manual: Features, Specifications, and Setup</p> <p>Explore the MARVO KG934 keyboard with this comprehensive user manual. Learn about its advanced features like RGB backlighting, anti-ghosting, macro customization, technical specifications, installation steps, and troubleshooting advice.</p>

  KG962 User Manual • Uživatelský manuál • Utilisateur's manual • Handleiding • Benutzerhandbuch • Manual d'utilisation	<p>MARVO KG962 Gaming Keyboard User Manual: Features, Specs. and Setup</p> <p>Explore the MARVO KG962 gaming keyboard with this comprehensive user manual. Discover its features, technical specifications, installation guide, usage tips, troubleshooting advice, and warranty information. Key highlights include its slim design, anti-ghosting, rainbow backlighting, and waterproof build.</p>
	<p>Marvo KG901 Mechanical Gaming Keyboard Installation Guide</p> <p>Comprehensive installation and usage guide for the Marvo KG901 mechanical gaming keyboard, detailing features, technical specifications, safety precautions, setup instructions, macro recording, and troubleshooting tips.</p>
	<p>Marvo M399 Gaming Mouse Quick Installation Guide</p> <p>A quick installation guide for the Marvo M399 gaming mouse, detailing features, technical specifications, system requirements, safety notes, usage instructions, troubleshooting, and general information.</p>