

Monster S280

Monster S280 Bluetooth Speaker User Manual

Model: S280 | Brand: Monster

INTRODUCTION

Thank you for choosing the Monster S280 Bluetooth Speaker. This manual provides detailed instructions for setting up, operating, and maintaining your speaker to ensure optimal performance and longevity. The Monster S280 combines powerful stereo sound with dynamic 3D tunnel lighting, a mirror display, and convenient wireless charging, making it a versatile audio companion for any indoor space.



Image: Front view of the Monster S280 Bluetooth Speaker showcasing its unique 3D tunnel lighting effect.

PACKAGE CONTENTS

Upon unboxing your Monster S280, please verify that all the following items are included:

- Monster S280 Portable Bluetooth Speaker
- USB-C Charging Cable
- Audio Cable (AUX)
- Quick-Start Guide

- Warranty Card

SETUP AND INITIAL USE

1. Initial Charging

Before first use, fully charge the speaker using the provided USB-C charging cable. Connect the USB-C end to the speaker's charging port and the other end to a compatible USB power adapter (not included) or a computer USB port. The charging indicator will show the charging status.

2. Powering On/Off

To power on the speaker, long press the Power button. To power off, long press the Power button again.

3. Bluetooth Pairing

The Monster S280 features Bluetooth 6.0 for fast and stable connections. Follow these steps to pair your device:

1. Ensure the speaker is powered on and in Bluetooth pairing mode (indicated by a flashing LED).
2. On your mobile device, navigate to Bluetooth settings and enable Bluetooth.
3. Search for "Monster S280" in the list of available devices.
4. Select "Monster S280" to connect. Once connected, the speaker will provide an audible confirmation, and the LED indicator will become solid.

Bluetooth 6.0

Fast, stable pairing for smooth, uninterrupted audio streaming.



Image: A smartphone displaying music playback, wirelessly connected to the Monster S280 speaker, illustrating Bluetooth 6.0 connectivity.

OPERATING INSTRUCTIONS

Familiarize yourself with the control buttons located on the top panel of the speaker:

Operating Instructions

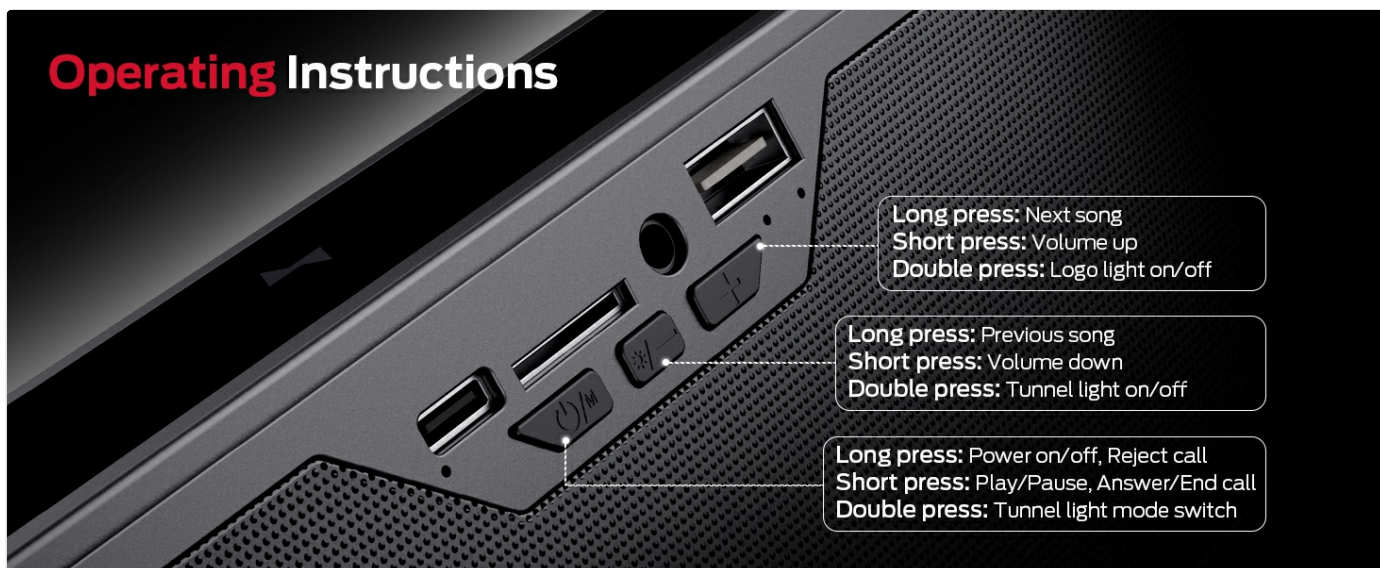


Image: Detailed view of the speaker's control buttons and their corresponding functions.

- **Power Button (/M):**
 - Long press: Power on/off, Reject call
 - Short press: Play/Pause, Answer/End call
 - Double press: Tunnel light mode switch
- **Volume Down / Previous Track Button (-/◀◀):**
 - Long press: Previous song
 - Short press: Volume down
 - Double press: Tunnel light on/off
- **Volume Up / Next Track Button (+/▶▶):**
 - Long press: Next song
 - Short press: Volume up
 - Double press: Logo light on/off

VERSATILE CONNECTIVITY OPTIONS

Beyond Bluetooth, the Monster S280 offers multiple ways to enjoy your audio:

- **AUX Input:** Connect external audio devices like MP3 players or computers using the provided 3.5mm audio cable.
- **TF-Card Playback:** Insert a TF (micro SD) card loaded with your favorite music files for direct playback.
- **USB (Audio) Input:** Connect a USB drive containing audio files for playback.

Versatile Connectivity



USB-C
Charging



Micro SD
Card Input



AUX
Input



USB (Audio)
Input



Image: A detailed view of the various input ports on the Monster S280 speaker, highlighting its versatile connectivity.

DYNAMIC LIGHTING MODES & MIRROR DISPLAY

Enhance your audio experience with the S280's customizable lighting effects and unique mirror display:

- **6 Dynamic Lighting Modes:** Choose from Dark Green, Light Green, Blue, Purple, Breathing, and Circulate to match your mood or environment. Double press the Power button to cycle through modes.
- **3D Tunnel Lighting Effect:** When the lights are on, enjoy a mesmerizing 3D tunnel effect that adds visual depth to your audio.
- **Mirror Display:** When all lights are turned off, the front panel transforms into a sleek, reflective mirror, adding a touch of elegance to your space.

6 Lighting Modes

Tunnel lighting effect for a dynamic, immersive experience.



Dark
Green



Light
Green



Blue



Purple



Breathing



Circulate



Image: Visual representation of the six distinct lighting modes offered by the speaker.

Mirror Effect

When the lights are off, the screen transforms into a sleek, reflective mirror.



3D Tunnel Lighting

When the lights are on, enjoy the mesmerizing 3D tunnel lighting effect.



Image: Side-by-side comparison illustrating the speaker's mirror effect when lights are off and the 3D tunnel lighting when lights are on.

WIRELESS CHARGING PAD FUNCTION

The Monster S280 doubles as a convenient wireless charging pad for compatible devices. To use this feature:

1. Ensure the speaker is connected to a power source via the USB-C charging cable.
2. Place your Qi-enabled smartphone, earbuds, or other compatible device on the designated wireless charging area on top of the speaker.
3. The device should begin charging automatically. Note that wireless charging only functions when the speaker is plugged into power.

3-in-1 Functionality



Bluetooth
Speaker



Wireless
Charger



LED Night
Light



* Wireless charging only works when the speaker is plugged into power.

Image: The Monster S280 speaker with a smartphone placed on its top surface, actively charging wirelessly, demonstrating its multi-functional design.

SPECIFICATIONS

Feature	Detail
Brand	Monster
Model Name	S280
Connectivity Technology	Wireless (Bluetooth 6.0)
Speaker Type	Built-In, Stereo
Speaker Size	Dual 45 mm drivers
Sound Output	40W Stereo Sound with Rich Bass

Feature	Detail
Special Features	LED Light (6 modes), Wireless Charger, Mirror Display
Input Options	Bluetooth, AUX, TF-Card, USB (Audio)
Product Dimensions	8"D x 2"W x 3"H
Item Weight	1.94 pounds
Color	Black
Recommended Use	Indoor/Outdoor

MAINTENANCE

To ensure the longevity and optimal performance of your Monster S280 speaker, follow these maintenance guidelines:

- **Cleaning:** Use a soft, dry, lint-free cloth to clean the speaker's surface. Do not use abrasive cleaners, alcohol, benzene, or other chemicals, as these may damage the finish or internal components.
- **Storage:** When not in use for extended periods, store the speaker in a cool, dry place away from direct sunlight and extreme temperatures.
- **Water Exposure:** This speaker is not waterproof. Avoid exposing it to water, rain, or excessive moisture.
- **Handling:** Handle the speaker with care. Avoid dropping it or subjecting it to strong impacts.

TROUBLESHOOTING

If you encounter any issues with your Monster S280 speaker, please refer to the following common problems and solutions:

- **No Power:**
 - Ensure the speaker is fully charged.
 - Verify the USB-C charging cable is securely connected to both the speaker and a working power source.
- **No Sound:**
 - Check if the speaker's volume is turned up.
 - Ensure your connected device's volume is also turned up.
 - If using Bluetooth, ensure the speaker is properly paired and connected to your device. Try re-pairing.
 - If using AUX/TF-Card/USB, ensure the cable/card/drive is properly inserted and the correct input mode is selected.
- **Bluetooth Pairing Issues:**
 - Make sure the speaker is in pairing mode (flashing LED).
 - Ensure your device's Bluetooth is enabled and within range (typically 10 meters/33 feet).
 - Forget "Monster S280" from your device's Bluetooth list and try pairing again.
 - Turn off and on both the speaker and your device.
- **Wireless Charging Not Working:**
 - Ensure the speaker is plugged into a power source. Wireless charging only works when the speaker is powered via its USB-C input.

- Verify your device is Qi-enabled and placed correctly on the charging pad.
- Remove any thick phone cases that might interfere with charging.

- **Lights Not Working/Changing:**

- Double press the appropriate buttons to turn lights on/off or cycle through modes as described in the "Operating Instructions" section.

WARRANTY AND SUPPORT

The Monster S280 portable Bluetooth speaker comes with a warranty card. Please refer to the warranty card for specific terms and conditions regarding your product's warranty coverage.

For any questions, technical assistance, or support inquiries, please refer to the contact information provided on your warranty card or visit the official Monster support website. We are committed to providing excellent customer service. You can also visit the [Monster Store on Amazon](#) for more information and product updates.

© 2025 Monster. All rights reserved.
This manual is subject to change without notice.


Documents - Monster – S280



[\[pdf\]](#) Guide

PECIAL! BUYING GUIDE! HiFi Stereo Review 1987 02 worldradiohistory Archive All Audio HiFi 80s |||
PECIAL EQUIPMENT BUYING GUIDE CD PLAYERS, SPEAKERS, AMPLIFIERS, RECEI VERS, TURNTABLES, MORE 12 ... 7.26 lbs S330 DP -109. Similar to DP - 209R except no remote control or adjustable headphone jack **S280** NAD 5355 Compact Disc Player Drawer -loading compact disc player. Features three -beam lase...

lang:en **score:16** filesize: 18.78 M page_count: 220 document date: 2018-06-19




[\[pdf\]](#) Guide Buyer's Guide

7 000 PRODUCTS! Stereo Review 1993 Buyers Guide worldradiohistory Archive All Audio HiFi SPECIALS |||

STEREO Stereo Review Presents 3.95 MORE THAN 7,000 PRODUCTS Display unt l December 22. 1992. ... grammed ply All metal chassis and housing Multi -function ORIG 129 remote control STAR circuitry **S280** SOUND CITY SUPER SPECIALS ADS AX2 2 -way electronic rrtossoyer s Mission 79762 Ported book...


lang:en **score:16** filesize: 17.58 M page_count: 234 document date: 2018-08-01



[MSI Monster Hunter Rise Game Bundle Promotion: Terms and Conditions](#)

Official terms and conditions for MSI's Monster Hunter Rise Game Bundle promotion, detailing eligibility, product lists, and participation requirements for gamers.

lang:en **score:15** filesize: 232.13 K page_count: 7 document date: 2022-01-11




[\[pdf\]](#)

vivianfang Monster Hunter Rise Game Bundle Terms and Conditions UK storage asset msi uk picture image |||

MICRO-STAR INTERNATIONAL CO., LTD. NO.69,LI DE ST.,ZHONGHE DI ST.,NEW TAI PEI CI TY 235,TAI WAN TEL: ... REP. MPG VELOX 100P AIRFLOW MPG QUIETUDE 100S Liquid Cooling: MEG CORELIQUID S360 MEG CORELIQUID **S280** MAG CORELIQUID C360 MAG CORELIQUID C280 Power Supply: MPG A850GF MPG A750GF Gaming Chair: MAG C...

lang:en **score:15** filesize: 232.45 K page_count: 7 document date: 2022-01-20




[\[pdf\]](#) Specifications Guide Test Report

World Radio History Stereo Review Tape Recording Guide 1979 worldradiohistory Archive All Audio HiFi SPECIALS |||

M.1 . . . 11e - fe ,ile- -elf ; e 1. -4 11,1. -14-11---4.141 - TAPE FIEconEll stereoReviews ... e, and knobs; 23/.. H x 7 W x 5 /2 D main unit , 1 /. H x eshe w x D amplifier unit 220 **S280** FM/8-Track Player Combines Stereo FM radio with 8-track tape player; illuminated Powerplay and ...

lang:en **score:15** filesize: 7.73 M page_count: 124 document date: 2020-05-07



[\[pdf\]](#) Accessories Catalog Price List

SPECIFIC EQUIPMENT FOR BIKE AND SCOOTE cloudfront all the molds are manually checked to assure perfect alignment of their components All metal parts manufactured in works facility also located givi 2019 catalog d114i7f87txmq net Catalogs

CASES, SCREENS AND TECHNICAL EQUIPMENT USA PRICE LIST - JANUARY 2019 EXPLORE. ENJOY. www.giviusa.c ... four holes of 10mm 14,00 14,00 ACCESSORIES MECHANICAL PART PROTECTION MANIFOLD PROTECTORS - **S280**-S281-S282 Material: stainless steel **S280** L S281 S282 L Pair of stainless steel universal man...

lang:en **score:12** filesize: 33.12 M page_count: 195 document date: 2018-12-17



[pdf] User Manual

Byte Jul 1996 restored ocr bookmarks by Steve Vintage Apple Also subpar user manuals low ered the manual and one part magic An impor Manual includes chip layouts det 199607 Magazine Vol 21 07 Group War Choice Awards vintageapple org byte

5 Remote Access Servers That Won t Quit JULY1996 the global authority for computing technology ... ace SJ 18 1 JGBEIDE 1 6GBE-DE 2GBf -DE . WESTERN DIGITAL IGBE-DE S2 18 I 6G8 E4DE .. **S280** 2 SGB E40E 5439 - , , IDE 2 0 7 52 14 5267 S311 I 28GBE-IDE . S 234 2 IGB E4DE

lang:en score:11 filesize: 37.04 M page_count: 232 document date: 2018-11-09



[pdf]

op leaflet 18783 1010001 470058 media Idlc Id opconstructeur |||

Voir conditions au verso gamme desktop modles ligibles Aegis Ti5 12th Aegis Ti5 11th Aegis Ti5 10 ... E 100S 4719072829315 4719072829292 4719072826680 watercooling MEG CORELIQUID S360 MEG CORELIQUID **S280** MAG CORELIQUID C280 MAG CORELIQUID C360 4719072859466 4719072858230 4719072851446 471907285145...

lang:nl score:11 filesize: 27.77 M page_count: 3 document date: 2022-01-12




[pdf] Guide

A guide to the third and fourth Egyptian rooms predynastic antiquites mummied birds animals portrait statues figures of gods tools implements weapons scarabs amulets jewellery other objects connected with funeral rites ancient Egyptians Funeral ceremonies Antiquities Egypt archive org details guidethirdfour00brit British Museum Department Western Asiatic |||

f et ss = pee a npeos eteR.ee is:eSones eaee SEE SERS,= eugene PSs peas PhoneeseFMoateedhes tis ... -six ie Delta 120, 126 Demeter te 240 Diana ie 2307 Diodorus Siculus ... 61 Dionysos is **S280** Dioskle Pees Dioskoros ... 232 Dodd, Mrs. C. Ashe, ait of 32 Dog, mummy Oe 65 Dolls ...

lang:en score:11 filesize: 16.28 M page_count: 348 document date: 2024-01-25



[pdf]

vivianfang Monster Hunter Rise Game Bundle Terms and Conditions storage asset msi jp picture image |||

MICRO-STAR INTERNATIONAL CO., LTD. NO.69,LIDE ST.,ZHONGHE DIST.,NEW TAIPEI CITY 235,TAIWAN TEL: 88 ... : MPG VELOX 100R MPG VELOX 100P AIRFLOW MPG QUIETUDE 100S : MEG CORELIQUID S360 MEG CORELIQUID **S280** MAG CORELIQUID C360 MAG CORELIQUID C280 : MPG A1000G MPG A850GF MPG A750GF : MAG CH130 X ...

lang:de **score:10** filesize: 468.26 K page_count: 7 document date: 2022-01-07



[pdf] Label

MSI PC Syarat dan Ketentuan Promosi Back to School 2024 14 jui — MAG Z790 TOMAHAWK MAX WIFI OVO Cash IDR 250 000 PROJECT ZERO ditentukan secara wajar oleh tunduk pada Kebijakan Privasi T C msi archive mnu exe |||

Syarat dan Ketentuan Promosi MSI Back to School 2024 1. Durasi Acara dan Pendaftaran Mulai dari 14 ... A750BN PCIE5 MAG A650BN MAG A550BN e Liquid Cooler Nama Produk MEG CORELIQUID S360 MEG CORELIQUID **S280** MPG CORELIQUID D360 MPG CORELIQUID D240 MAG CORELIQUID E240 WHITE MAG CORELIQUID E360 WHITE MAG...

lang:id **score:10** filesize: 553.37 K page_count: 10 document date: 2024-06-10



[pdf] Label

MSI PC Syarat dan Ketentuan Promosi 38th Anniversary 2024 Durasi Acara Pendaftaran Mulai dari 1 Agustus 30 September peserta Anda Milik sebagaimana berlaku dapat mendaftar di promosi MSI T C storage asset msi id ID CND |||

Syarat dan Ketentuan Promosi MSI 38th Anniversary 2024 1. Durasi Acara dan Pendaftaran Mulai dari ... L PCIE5 MAG A750GL PCIE5 MAG A650GL f Liquid Cooler Nama Produk MEG CORELIQUID S360 MEG CORELIQUID **S280** MPG CORELIQUID D360 MPG CORELIQUID D240 MAG CORELIQUID E240 WHITE OVO Cash IDR 100,000 OVO Cas...

lang:id **score:10** filesize: 570.65 K page_count: 12 document date: 2024-08-02

Syarat dan Ketentuan Promosi MSI 38th Anniversary 2024

1. Durasi Acara dan Pendaftaran

Mulai dari 1 Agustus – 30 September 2024, secara 7 hari 24 jam. Anda, sebagai peserta telah dapat mendaftar di promosi "MSI 38th Anniversary" ("Promosi") - selama periode waktu ini, untuk mengikuti, Anda harus menyelesaikan langkah-langkah berikut:

i) Tandai pada halaman penuh informasi terkait dengan ketentuan ini ("Syarat dan Ketentuan"), baik dari (2) produk MSI tertentu (baik dari (a) brand) dan mitra MSI terafiliasi yang berpartisipasi, yang termasuk di bawah bagian (ii); Setiap produk yang memiliki syarat hanya dapat didaftarkan dan digunakan untuk satu kali pembelian.

ii) Daftarkan produk Anda di landing page Acara. Anda dapat mendaftarkan lebih dari satu (2) produk yang memiliki syarat untuk mendaftar lebih banyak item pembelian selama periode waktu ini. Setiap produk yang dimasukkan untuk setiap dapat didaftarkan sekali. Semua pendaftaran dan pembelian harus diselesaikan antara 1 Agustus – 30 September 2024.

iii) Berikan salinan bukti pembelian Anda untuk verifikasi MS. Dokumentasi harus menyatakan foto dari model serial number pada produk, invoice dengan nama produk, tanggal, dan nama toko / dealer. Tanggal invoice harus berada diantara 1 Agustus – 30 September 2024.

iv) Sesuai dengan Syarat dan Ketentuan Acara dan tanggal review dari MS. Jika MS memutuskan bahwa Anda memenuhi semua kriteria informasi, dari produk Anda hadiah OVO Cash / Refill Voucher / MSI Exclusive Merchandise / hadiah fisik akan diberikan ke nomor HP terdaftar Anda. SEMUA HADIAN AKAN DIPROSES OLAH PIHAK RESMI MSI.

v) Verifikasi mungkin membutuhkan waktu lebih dari 30 hari kerja. Informasi pendaftaran Acara yang tidak lengkap dapat mengakibatkan tidak diteruskan dan Anda diminta untuk melengkapi informasi yang kurang. Semua pembelian hadiah (OVO Cash / Refill Voucher / MSI Exclusive Merchandise / hadiah fisik) akan dikirim setelah periode promo berakhir. MS berhak untuk membatalkan, menangguhkan, atau menunda pengiriman atas kebijakannya sendiri.

vi) Jika pendaftaran Acara tidak lengkap, tidak diberikan, atau waktu lebih dari 30 hari kerja pembelian MS, atau diberikan setelah periode pendaftaran Acara.

vii) Jika produk MS yang terdaftar dibatalkan (refund ke toko / dealer / service center diberikan dengan ketentuan pada saat produk, Anda harus membayar risiko MS secara penuh, dan setiap promosi akan berakhir secara otomatis tanpa pengecualian lebih lanjut. MS berhak untuk meminta peserta mengembalikan item tersebut yang diberikan dari produk yang

[\[pdf\]](#) Label

MSI PC Syarat dan Ketentuan Promosi 38th Anniversary 2024 Sep 30 · MAG A850GL WHITE PCIE5

OVO Cash IDR 50 000 A750GL A650GL Cash 2 T C storage asset msi id ID CND |||

Syarat dan Ketentuan Promosi MSI 38th Anniversary 2024 1. Durasi Acara dan Pendaftaran Mulai dari ... L PCIE5 MAG A750GL PCIE5 MAG A650GL f Liquid Cooler

Nama Produk MEG CORELIQUID S360 MEG CORELIQUID **S280** MPG

CORELIQUID D360 MPG CORELIQUID D240 MAG CORELIQUID E240 WHITE

OVO Cash IDR 100,000 OVO Cas...

lang:id **score:10** filesize: 570.79 K page_count: 12 document date: 2024-08-09