

## DOOGEE TabA9

# DOOGEE Tab A9 Android 15 Tablet User Manual

Model: Tab A9 | Brand: DOOGEE

## 1. INTRODUCTION

Thank you for choosing the DOOGEE Tab A9 Android 15 Tablet. This manual provides essential information for setting up, operating, and maintaining your device. Please read it thoroughly to ensure optimal performance and longevity of your tablet.

The DOOGEE Tab A9 is a 10-inch tablet running on the latest Android 15 system, powered by a Unisoc T310 quad-core processor. It features 12GB RAM, 64GB ROM (expandable up to 2TB), a 6580mAh battery, dual speakers, 8MP AI camera, 5MP front camera, and supports Face ID.



Image: Front and back view of the DOOGEE Tab A9 tablet, highlighting its 6580mAh battery, 5G WiFi, 10.1-inch IPS display, Android 15, 12GB RAM, 64GB ROM, and Unisoc T310 processor.

## 2. WHAT'S IN THE BOX

---

- DOOGEE Tab A9 Tablet
- Charger
- Type-C USB Cable

## 3. DEVICE LAYOUT

---

Familiarize yourself with the physical components of your DOOGEE Tab A9 tablet.

# The Latest Android 15 System

Intelligent, Seamless, Secure



Image: Side view of the DOOGEE Tab A9 tablet, illustrating the placement of buttons and ports such as the power button, volume rocker, and USB-C port.

- **Power Button:** Located on the side, used to power on/off or wake/sleep the device.
- **Volume Buttons:** Adjust audio volume.
- **USB Type-C Port:** For charging and data transfer.
- **3.5mm Audio Jack:** For connecting headphones.
- **Front Camera (5MP):** Located above the screen, for video calls and selfies.
- **Rear Camera (8MP):** Located on the back, for taking photos and videos.
- **Dual Speakers:** Located on the sides/bottom for enhanced audio experience.

## 4. SETUP

---

### 4.1 Initial Power On

1. Press and hold the **Power Button** until the DOOGEE logo appears.

2. Follow the on-screen prompts to select your language, connect to Wi-Fi, and set up your Google account.

#### 4.2 Charging the Tablet

Connect the provided Type-C USB cable to the tablet's charging port and the other end to the charger. Plug the charger into a power outlet. The battery icon on the screen will indicate charging status.

## 10.1" IPS HD Display for Wide Field of View



**1280\*800**  
Resolution



**80.2%**  
Screen-to-Body Ratio



**16.7 Million**  
Screen Color



**16:10**  
Aspect Ratio



**1200:1**  
Contrast



**2.5D**  
Cover Glass

Image: Visual representation of the 6580mAh large battery and 10W fast charging capability of the DOOGEE Tab A9 tablet.

#### 4.3 Inserting a Micro SD Card (Optional)

The tablet supports storage expansion up to 2TB via a Micro SD card (not included). Locate the SIM/SD card tray on the side of the tablet. Use the provided ejector tool to open the tray and insert the Micro SD card as shown in the diagram (refer to device layout section for tray location). Ensure the tablet is powered off before inserting or removing the card.



# 3GB RAM + 64GB ROM Massive Storage



**12GB Max RAM**

3GB Basic + 9GB Extended RAM



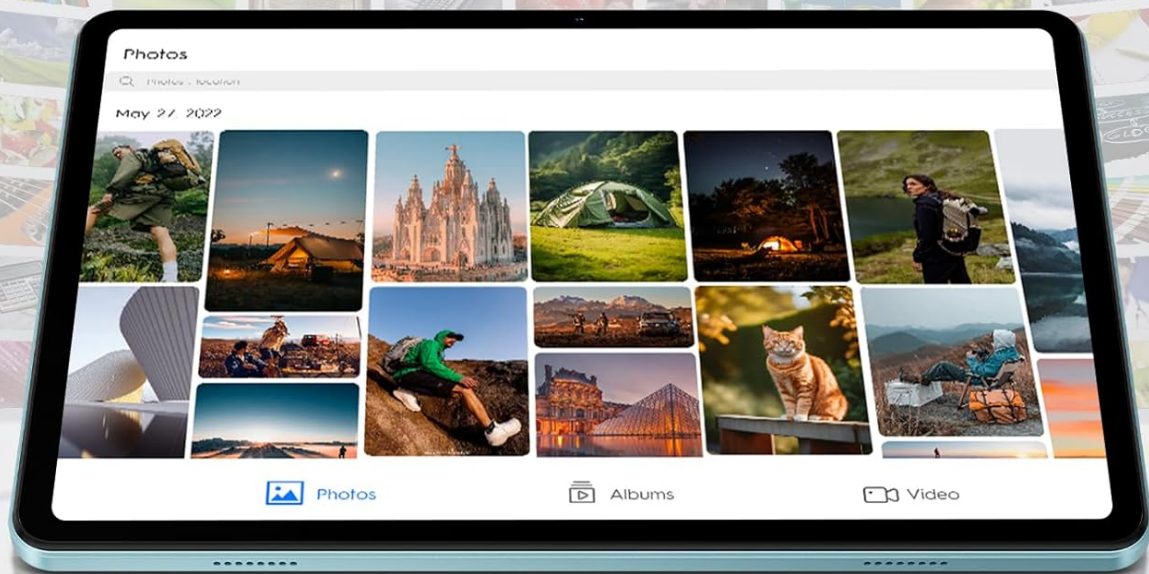
**64GB ROM**

Basic Storage



**2TB**

Expandable Memory



\* 2TB TF card needs to be purchased separately.

Image: Details on the tablet's 12GB Max RAM (3GB Basic + 9GB Extended RAM) and 64GB ROM Basic Storage, with a note about 2TB Expandable Memory via TF card (sold separately).

## 5. OPERATING INSTRUCTIONS

---

### 5.1 Basic Navigation

- **Touch:** Tap an icon or option to select it.
- **Swipe:** Drag your finger across the screen to scroll through pages or content.
- **Pinch-to-Zoom:** Use two fingers to zoom in or out on images or web pages.

### 5.2 Connecting to Wi-Fi

1. Go to **Settings > Network & internet > Wi-Fi**.
2. Turn on Wi-Fi. The tablet will scan for available networks.
3. Select your desired network and enter the password if prompted.

## Standard 3.5mm Audio Jack

Stable and Distortion-free Transmission



Image: Diagram illustrating the benefits of Faster WiFi 5 connectivity, including low latency, anti-congestion, wide coverage, low power consumption, and high speed.


### 5.3 Using Face ID

The DOOGEE Tab A9 supports facial recognition for quick and secure unlocking.

1. Go to **Settings > Security & privacy > Face unlock**.
2. Follow the on-screen instructions to register your face.
3. Once registered, you can unlock your tablet by simply looking at the front camera.

## Eye-Caring Mode

Gently Protect Your Eyesight



## Dark Mode

Soften Light for Night Use



Image: A visual demonstrating the Facial Recognition Unlock feature for effortless access to the tablet.

### 5.4 Camera Operation

Capture moments with the 8MP rear camera and 5MP front camera.

1. Open the **Camera** application.
2. Tap the shutter button to take a photo.
3. Switch between front and rear cameras using the camera switch icon.
4. Explore various modes like Beauty Mode for enhanced photos.



# 6580mAh Large Battery for All-Day Power



**40 Days**  
WiFi Standby



**33.7 Hours**  
Music Playing



**5.97 Hours**  
Video Watching



**7.1 Hours**  
Web Browsing




Image: Depiction of the 8MP main camera and 5MP front camera, highlighting their use for capturing lively moments and video calls.

## Larger Screen, Enhanced Experience


Your Great Companion for Work, Study and Entertainment



Study Without Limits



Convenient Note-Taking



Light Office Tasks



Engaging Audiovisuals

Image: A visual demonstrating the "Beauty Mode" feature for enhancing photos.

## 5.5 Split-Screen Multitasking

The tablet supports efficient split-screen multitasking, allowing you to use two apps simultaneously.

1. Open the first app you want to use.
2. Swipe up from the bottom of the screen and hold to access recent apps.
3. Tap the app icon at the top of the app's card and select "Split screen".
4. Choose the second app from your recent apps or app drawer.

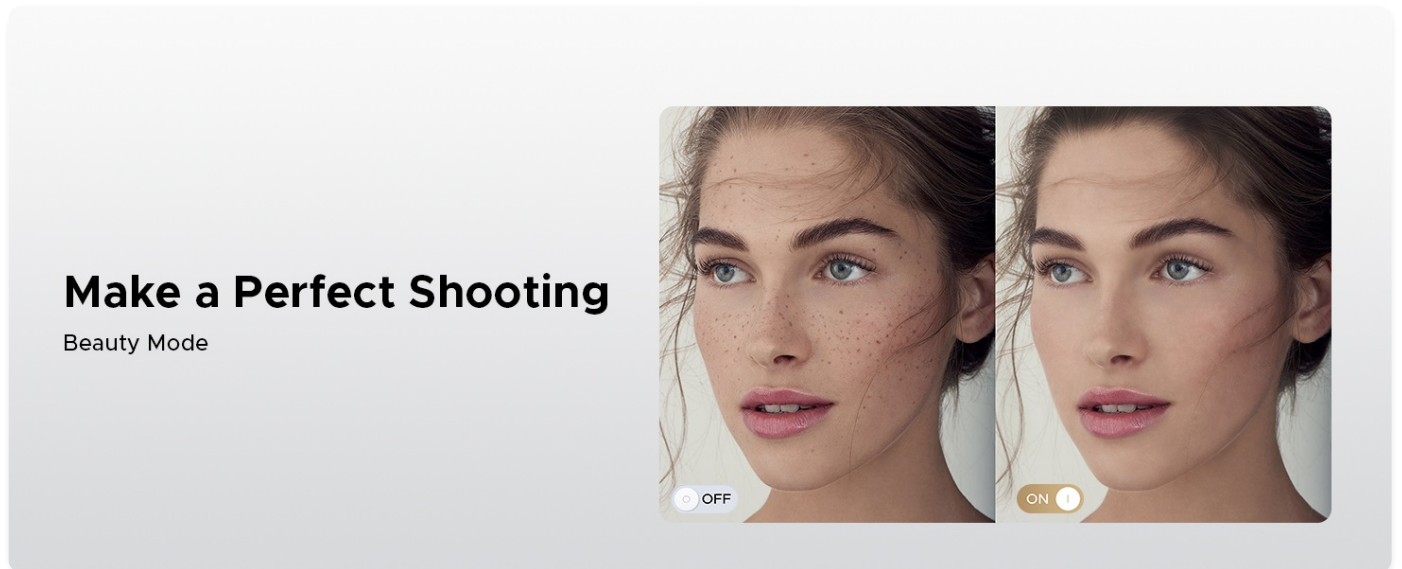


Image: A user demonstrating efficient split-screen multitasking on the DOOGEE Tab A9 tablet, with two applications open side-by-side.

## 6. KEY FEATURES

---

### 6.1 Android 15 System

The DOOGEE Tab A9 runs on the latest Android 15, offering enhanced performance, improved app launch speeds, and a more secure privacy management system.



# The Latest Android 15 System

Intelligent, Seamless, Secure



Image: The Android 15 system logo, emphasizing intelligence, seamlessness, and security.

## The Latest Android 15 System

Intelligent, Seamless, Secure



Image: Features of the Fortified Privacy Shield in Android 15, including precision permission control, robust data encryption, timely security patches, and proactive app screening.

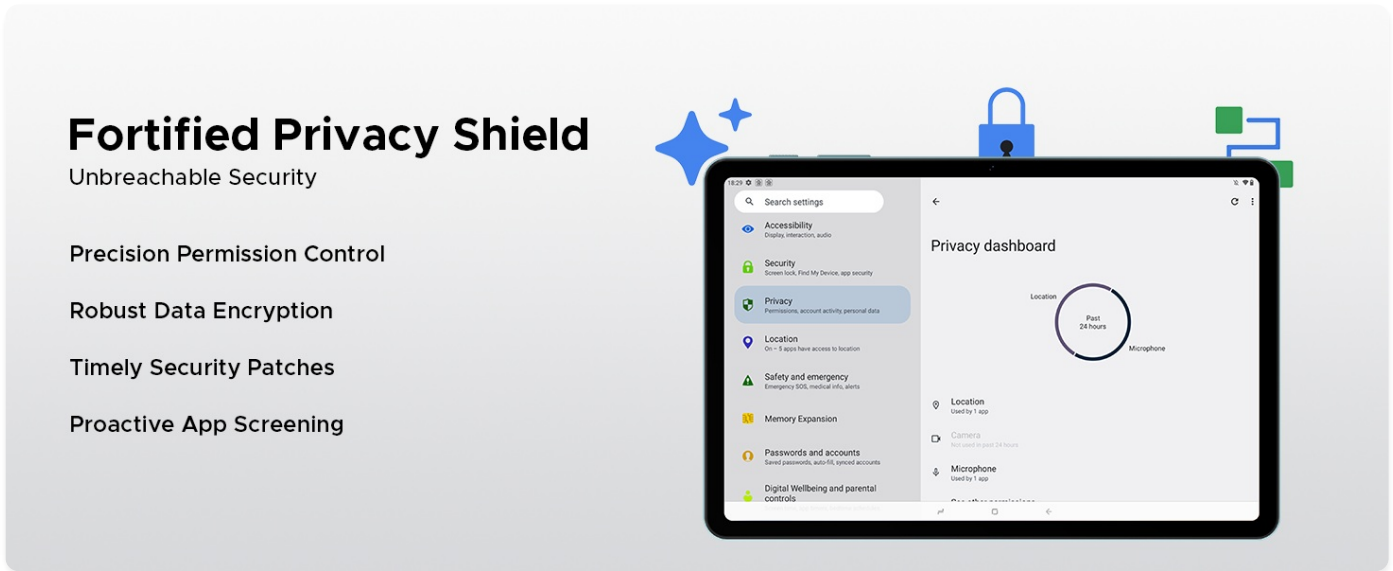


Image: Illustrations of additional Android 15 features such as Bedtime Mode, Multi-user System, and Parental Control.

6.2 Unisoc T310 Quad-Core Processor

Equipped with the Unisoc T310 processor, the tablet delivers smooth performance for daily tasks, web browsing, and office software, while maintaining low power consumption.

# Unisoc T310 Quad-Core Processor

Boosts Speed & Efficiency



**Unisoc T310**  
Powerful Quad-Core



**2.0GHz**  
Ultimate Frequency



**12nm**  
Advanced Process  
Technology




Image: Diagram showcasing the Unisoc T310 Quad-Core Processor, highlighting its powerful quad-core design, 2.0GHz ultimate frequency, and 12nm advanced process technology.

## 6.3 10.1" IPS HD Display

Enjoy a wide field of view and vibrant colors on the 10.1-inch IPS HD display with 1280x800 resolution.



# Capture the Lively Moments

## 8MP Main Camera



## 5MP Main Camera



Image: Specifications of the 10.1-inch IPS HD display, including 1280\*800 resolution, 16:10 aspect ratio, 80.2% screen-to-body ratio, 1200:1 contrast, 16.7 million screen colors, and 2.5D cover glass.

## Anti-Flicker Mode

Enhanced Visual Comfort





Image: Visuals explaining Eye-Caring Mode to gently protect eyesight and Dark Mode to soften light for night use.

## Ultra-Clear 5MP Front Camera

Perfect Selfies and Video Calls



Image: Various usage scenarios for the tablet, including studying, note-taking, light office tasks, and engaging with audiovisuals.

### 6.4 Dual Speakers

Experience crystal-clear sound with the premium 1217 BOX dual speakers.

# 1217 BOX Dual Speakers

Sound Follows the Picture

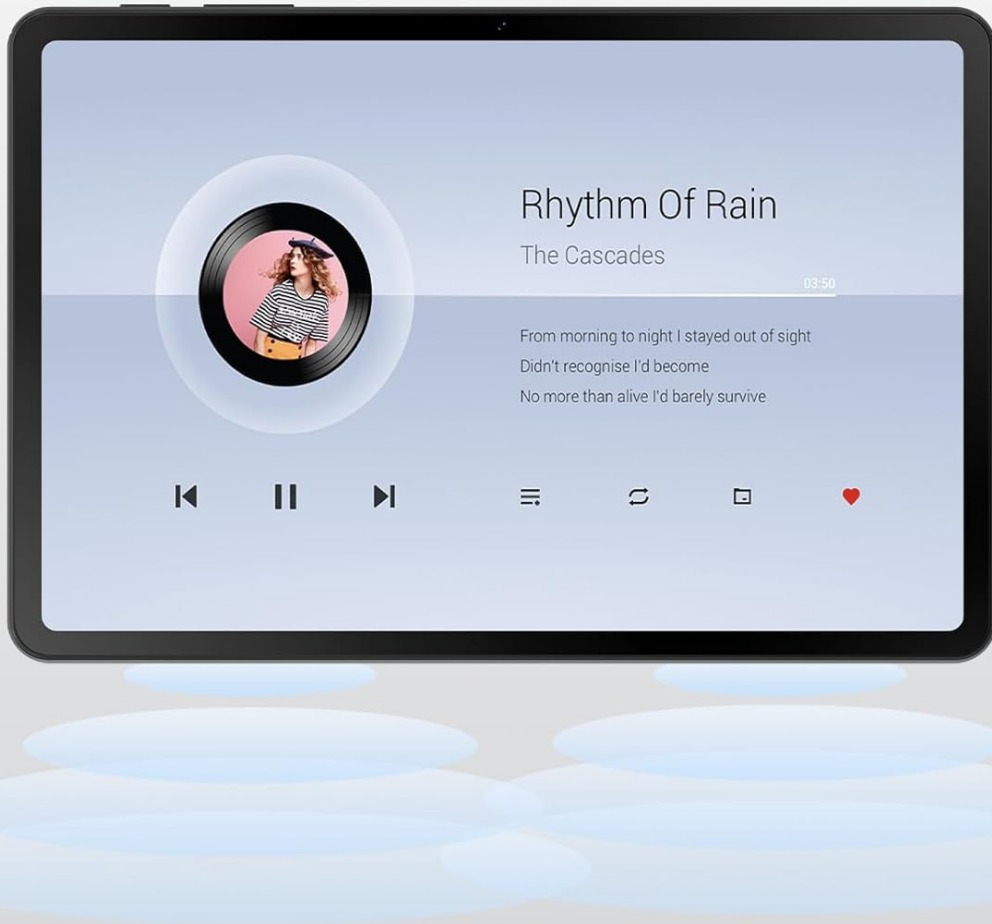


Image: Illustration of the 1217 BOX Dual Speakers, indicating sound follows the picture for an immersive experience.

## 6.5 Built-in WPS Office

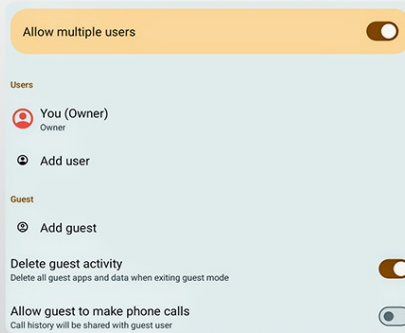
The tablet comes with built-in PC-level WPS Office for seamless productivity on-the-go, supporting Word, Excel, and PowerPoint documents.

# Discover More with Android 15

## Bedtime Mode



## Multi-user System



## Parental Control



Image: Tablets displaying WPS Word, Excel, and PPT applications, demonstrating the built-in PC-level WPS Office suite.

## 7. MAINTENANCE AND CARE

- Keep the tablet dry. Moisture can damage the internal circuits.
- Avoid extreme temperatures. High temperatures can shorten the life of electronic devices and deform certain plastics.
- Do not drop, knock, or shake the tablet. Rough handling can break internal circuit boards and fine mechanics.
- Use only approved chargers and accessories.
- Clean the screen with a soft, lint-free cloth. Avoid using harsh chemicals.

## 8. TROUBLESHOOTING

Problem	Possible Solution
Tablet won't turn on.	Ensure the battery is charged. Connect the charger and wait a few minutes before attempting to power on again.
Screen is unresponsive.	Perform a forced restart by holding the power button for about 10-15 seconds. If the issue persists, contact support.
Wi-Fi connection issues.	Restart your Wi-Fi router. Go to Settings > Network & internet > Wi-Fi and try reconnecting. Forget the network and re-add it if necessary.
Apps are crashing or freezing.	Clear the cache of the problematic app (Settings > Apps > [App Name] > Storage & cache > Clear cache). If it continues, uninstall and reinstall the app. Ensure sufficient storage space.
Battery drains quickly.	Reduce screen brightness, close unused apps running in the background, disable unnecessary notifications, and turn off Wi-Fi/Bluetooth when not in use.

## 9. SPECIFICATIONS

**Model:** Tab A9

**Operating System:** Android 15

**Processor:** Unisoc T310 Quad-Core, 1.8 GHz

**RAM:** 12GB (3GB Basic + 9GB Extended)

**Internal Storage:** 64GB ROM

**Expandable Storage:** Up to 2TB via Micro SD (TF card)

**Display:** 10.1-inch IPS HD, 1280 x 800 pixels

**Rear Camera:** 8MP AI Camera

**Front Camera:** 5MP

**Battery:** 6580mAh Lithium Polymer

**Connectivity:** 5G Wi-Fi, Bluetooth

**Ports:** USB Type-C, 3.5mm Audio Jack

**Dimensions:** 24.25 x 16.09 x 0.97 cm

**Weight:** 900 g

**Special Features:** Face ID, OTG Support, Dual Speakers, GMS Certified

## 10. OFFICIAL PRODUCT VIDEOS

---

Watch these official videos for more information and visual guides on your DOOGEE Tab A9 tablet.

### DOOGEE Tab A9 Android tablets

Your browser does not support the video tag.

This video provides an overview of the DOOGEE Tab A9 Android tablet, showcasing its design and key functionalities.

### DOOGEE Tablet Android 15-Tab A9

Your browser does not support the video tag.

A detailed look at the DOOGEE Tab A9, highlighting its Android 15 operating system and user experience.

### DOOGEE 10 Inch Tablet Tab A9 Android Tablets

Your browser does not support the video tag.

This video focuses on the 10-inch display and overall design of the DOOGEE Tab A9, suitable for various uses.

### DOOGEE Tab A9 Android 15 Tablet

Your browser does not support the video tag.

A concise video highlighting the key selling points of the DOOGEE Tab A9 Android 15 Tablet.

## 11. WARRANTY AND SUPPORT

---

DOOGEE provides comprehensive support for its products.




- **Warranty:** This product typically comes with a 2-year limited warranty. Please refer to your purchase documentation for specific terms and conditions.
- **Returns:** A 30-day money-back guarantee and free return policy may apply. Check with your retailer for details.
- **Customer Service:** For technical assistance or customer support, please visit the official DOOGEE website or contact their customer service channels.



Image: Information on DOOGEE's customer service, including 30-day money back guarantee, 2-year limited warranty, and 24/7 online support.

© 2025 DOOGEE. All rights reserved.

For the latest information and updates, please visit [www.doogee.cc](http://www.doogee.cc)



[DOOGEE U.S. Agent Designation for Service of Process - Certification Attestation Letter](#)

Official U.S. Agent Designation for Service of Process and Certification Attestation Letter for Shenzhen DOOGEE Hengtong Technology CO.,LTD, detailing FCC ID 2AX4YTABA9 and agent information.


lang:en score:23 filesize: 157.37 K page\_count: 1 document date: 2025-05-12



[DOOGEE Tablet User Manual - Setup, Safety, and Maintenance Guide](#)

Comprehensive user manual for DOOGEE tablets, covering device setup, inserting SIM/TF cards, sending messages, language settings, safety precautions, SAR information, and maintenance tips. Includes manufacturer details and certifications.

lang:en score:22 filesize: 2.72 M page\_count: 19 document date: 2025-05-12



[\[pdf\]](#)

PROJECT NO 17 Debbie Bedard Certelecom Covered equipment list attestation Shenzhen DOOGEE

Hengtong Technology CO LTD TABA9 Tablet 2AX4YTABA9 taba9

Shenzhen DOOGEE Hengtong Technology CO.,LTD Covered Equipment Certification Attestation Letter 5/7/2025 Federal Communications Commission Authorization and Evaluation Division 7435 Oakland Mills Road Columbia, MD 21046 USA ATTN.: Reviewing Engineer FCC ID:2AX4Y**TABA9** Shenzhen DOOGEE Hengtong Technolo...

lang:en score:22 filesize: 84.39 K page\_count: 1 document date: 2025-05-09

**Shenzhen DOOGEE Hongkong Technology CO.LTD**

DATE: 2025-5-8  
Equipment Activation Division  
Federation Communications Commission  
7345 Oakland Mills Road  
Columbia, MD 21046


FCC ID: 2AKXAT8BA9  
Product Name: Taser  
Request for Confidentiality

Pursuant to Sections 0.457 and 0.459 of the commissions rules, we hereby request that the following documents be held confidential:

- Schematics
- Block diagram
- Operation description
- Tune up
- RCN

These materials contain trade secrets and proprietary information and are not customarily released to the public. The public disclosure of the information might be harmful to our company and provide unaffiliated benefits to our competitors.

Date: 2025-5-9

By:  Chang Chang

Signature Printed

Title: Manager

On behalf of: Shenzhen DOOGEE  
Hongkong Technology  
CO.LTD

Telephone: 0755-27850209

[DOOGEE Tablet Confidentiality Request - FCC Filing](#)

Confidentiality request submitted by Shenzhen DOOGEE Hengtong Technology CO.,LTD for their Tablet product, FCC ID 2AX4YTABA9, to the Federal Communications Commission.

lang:en score:20 filesize: 57.61 K page\_count: 1 document date: 2025-05-14

[\[pdf\]](#) Test Report

Test report Shenzhen DOOGEE Hengtong Technology CO LTD TABA9 2AX4YTABA9 taba9

...


lang:en score:14 filesize: 1.26 M page\_count: 17 document date: 2025-05-14

[\[pdf\]](#) Test Report

Test report part 1 Shenzhen DOOGEE Hengtong Technology CO LTD TABA9 Tablet 2AX4YTABA9  
taba9

...

lang:en score:14 filesize: 1.79 M page\_count: 30 document date: 2025-05-14




[pdf] Test Report

Test report part 1 Shenzhen DOOGEE Hengtong Technology CO LTD TABA9 Tablet 2AX4YTABA9  
taba9

...

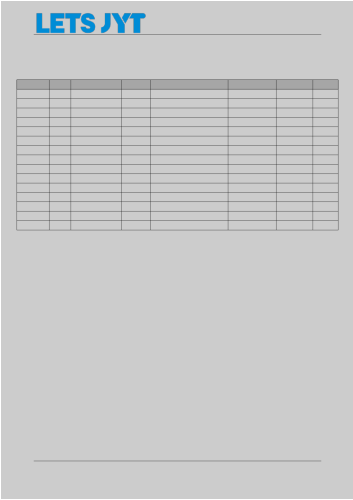
lang:en score:14 filesize: 1.38 M page\_count: 33 document date: 2025-05-14



DOOGEE Tab A9 Tablet FCC RF Test Report

FCC RF test report for the DOOGEE Tab A9 tablet, detailing compliance with FCC  
CFR Title 47 Part 15C for 2.4GHz Wi-Fi operation, including conducted and radiated  
emission tests.

lang:en score:13 filesize: 2.1 M page\_count: 37 document date: 2025-05-14




[pdf] Test Report

WCB Test report part 2 Shenzhen DOOGEE Hengtong Technology CO LTD TABA9 Tablet  
2AX4YTABA9 taba9

Report No.: JYTSZ-R12-2500255 Test Data Frequency Stability Condition HVNT  
LVNT NVHT NVLT NVNT HVNT LVNT NVHT NVLT NVNT HVNT LVNT NVHT NVLT  
NVNT Mode a a a a ac80 ac80 ac80 ac80 ac80 n40 n40 n40 n40 n40 Frequency  
MHz 5180 5180 5180 5180 5180 5210 5210 5210 5210 5210 5190 5190 5190 5190  
5190...

lang:tl score:13 filesize: 4.11 M page\_count: 42 document date: 2025-05-12

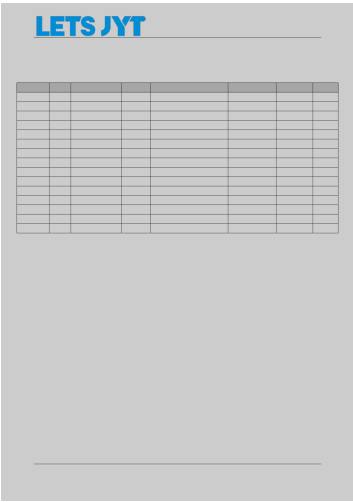




[DOOGEE Tab A9 SAR Test Report](#)

This report details the Specific Absorption Rate (SAR) testing for the DOOGEE Tab A9 tablet, conducted by LETS JYT. It covers compliance with FCC standards and provides results for various exposure positions and frequency bands.

lang:tl score:13 filesize: 1.67 M page\_count: 44 document date: 2025-05-14




[\[pdf\] Test Report](#)

WCB Test report part 3 Shenzhen DOOGEE Hengtong Technology CO LTD TABA9 Tablet  
2AX4YTABA9 taba9

Report No.: JYTSZ-R12-2500255 Test Data Frequency Stability Condition HVNT  
LVNT NVHT NVLT NVNT HVNT LVNT NVHT NVLT NVNT HVNT LVNT NVHT NVLT  
NVNT Mode a a a a ac80 ac80 ac80 ac80 ac80 n40 n40 n40 n40 n40 Frequency  
MHz 5745 5745 5745 5745 5745 5775 5775 5775 5775 5775 5755 5755 5755 5755  
5755...

lang:tl score:13 filesize: 4.08 M page\_count: 42 document date: 2025-05-12




[\[pdf\] Test Report](#)

WCB Test report part 2 Shenzhen DOOGEE Hengtong Technology CO LTD TABA9 Tablet  
2AX4YTABA9 taba9

Report No.: JYTSZ-R12-2500254 Test Data Maximum Conducted Output Power  
Condition NVNT NVNT NVNT NVNT NVNT NVNT NVNT NVNT NVNT Mode 1-DH1  
1-DH1 1-DH1 2-DH1 2-DH1 2-DH1 3-DH1 3-DH1 3-DH1 Frequency MHz 2402 2441  
2480 2402 2441 2480 2402 2441 2480 Antenna Ant1 Ant1 Ant1 Ant1 Ant1 Ant1 Ant1  
Ant1 ...

lang:en score:13 filesize: 4.81 M page\_count: 51 document date: 2025-05-12




[\[pdf\]](#) Test Report

Test report BLE part 1 Shenzhen DOOGEE Hengtong Technology CO LTD TABA9 Tablet 2AX4YTABA9  
taba9

...

lang:en score:13 filesize: 2.04 M page\_count: 37 document date: 2025-05-14



[JianYan Testing Group Shenzhen Co., Ltd. - Setup Photos for Emission Testing](#)

Detailed setup photos and descriptions for Radiated Spurious Emission and  
Conducted Emission tests conducted by JianYan Testing Group Shenzhen Co., Ltd.  
Includes project details and company information.


lang:tl score:13 filesize: 344.07 K page\_count: 2 document date: 2025-05-12



[\[pdf\]](#) Product Photos Teardown


HD 271 S1 LAB02 Internal photos Shenzhen DOOGEE Hengtong Technology CO LTD TABA9 Tablet  
2AX4YTABA9 taba9

JianYan Testing Group Shenzhen Co., Ltd. EUT Internal Photos JianYan Testing Group Shenzhen Co., Ltd. No.101, Building 8, Innovation Wisdom Port, No.155 Hongtian Road, Huangpu Community, Xinqiao Street, Bao an District, Shenzhen, Guangdong, People s Republic of China. Tel: 86-755-23118282, Fax: 8...  
lang:en score:13 filesize: 2.06 M page\_count: 6 document date: 2025-05-12



[LETS JYT RF Test Report: NVNT BLE Device Performance](#)

This report details the RF performance testing of the NVNT BLE device, including conducted output power, bandwidth, power spectral density, band edge, and spurious emissions, conducted by JianYan Testing Group Shenzhen Co., Ltd. The tests were performed on frequencies 2402 MHz, 2442 MHz, and 2480 MHz.  
lang:en score:13 filesize: 1.29 M page\_count: 19 document date: 2025-05-12




[\[pdf\]](#) Product Photos

HD 271 S1 LAB02 Test setup Shenzhen DOOGEE Hengtong Technology CO LTD TABA9 Tablet  
2AX4YTABA9 taba9

JianYan Testing Group Shenzhen Co., Ltd. Bluetooth, BLE, Wi-Fi Test Setup Photos Radiated Spurious Emission Below 1GHz Above 1GHz JianYan Testing Group Shenzhen Co., Ltd. No.101, Building 8, Innovation Wisdom Port, No.155 Hongtian Road, Huangpu Community, Xinqiao Street, Bao an District, Shenzhen,...  
lang:en score:13 filesize: 380.57 K page\_count: 2 document date: 2025-05-12


## DOOGEE TABA9 Tablet E-Label and Certifications



[\[pdf\]](#) Test Report

WCB Test report BLE part 5 Shenzhen DOOGEE Hengtong Technology CO LTD TABA9 Tablet  
2AX4YTABA9 taba9


Report No.: JYTSZ-R12-2500253 Test Data Maximum Conducted Output Power  
Condition NVNT NVNT NVNT Mode BLE BLE BLE Frequency MHz 2402 2442 2480  
Antenna Ant1 Ant1 Ant1 Conducted Power dBm 3.408 4.545 3.494 Limit dBm 30 30 30  
Verdict Pass Pass Pass JianYan Testing Group Shenzhen Co., Ltd...  
lang:en score:13 filesize: 1.3 M page\_count: 19 document date: 2025-05-12



[\[pdf\]](#) Test Report

WCB Test report BLE part 2 Shenzhen DOOGEE Hengtong Technology CO LTD TABA9 Tablet  
2AX4YTABA9 taba9

Report No.: JYTSZ-R12-2500253 Test Data Maximum Conducted Output Power  
Condition NVNT NVNT NVNT Mode BLE BLE BLE Frequency MHz 2402 2442 2480  
Antenna Ant1 Ant1 Ant1 Conducted Power dBm 3.45 4.776 3.664 Limit dBm 30 30 30  
Verdict Pass Pass Pass JianYan Testing Group Shenzhen Co., Ltd....  
lang:en score:13 filesize: 1.28 M page\_count: 19 document date: 2025-05-12



[\[pdf\]](#) Test Report

WCB Test report BLE part 3 Shenzhen DOOGEE Hengtong Technology CO LTD TABA9 Tablet  
2AX4YTABA9 taba9

Report No.: JYTSZ-R12-2500253 Test Data Maximum Conducted Output Power  
Condition NVNT NVNT NVNT Mode BLE BLE BLE Frequency MHz 2402 2442 2480  
Antenna Ant1 Ant1 Ant1 Conducted Power dBm 3.409 4.555 3.522 Limit dBm 30 30 30  
Verdict Pass Pass Pass JianYan Testing Group Shenzhen Co., Ltd...  
lang:en score:13 filesize: 1.3 M page\_count: 19 document date: 2025-05-12






[pdf] SAR Rating

HD 271 S1 LAB02 SAR test setup Shenzhen DOOGEE Hengtong Technology CO LTD TABA9 Tablet  
2AX4YTABA9 taba9

...

lang:en score:13 filesize: 294.38 K page\_count: 4 document date: 2025-05-12

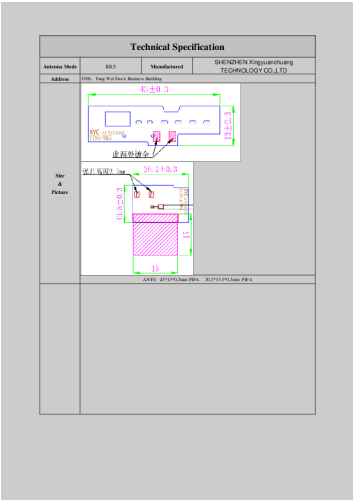


[pdf] Test Report SAR Rating

HD 271 S1 LAB02 SAR test report part 2 Shenzhen DOOGEE Hengtong Technology CO LTD TABA9  
Tablet 2AX4YTABA9 taba9

...

lang:en score:13 filesize: 2.84 M page\_count: 49 document date: 2025-05-12



[pdf] Specifications

Application form WALTEK SERVICES Kevin Hu Microsoft Antenna specification Shenzhen DOOGEE  
Hengtong Technology CO LTD TABA9 Tablet 2AX4YTABA9 taba9

Technical Specification Antenna Mode RK5 Manufactured Address 1506Tang Wei  
Stock Business Building SHENZHEN Xingyuanchuang TECHNOLOGY CO.,LTD Size

Picture ANT0: 43\*13\*0.2mm PIFA 20.2\*13.5\*0.2mm PIFA GSM Band UMTS Band  
LTE Band NR Band WiFi BT GPS GPS Technical Specification Band Band-5 G...

lang:de score:12 filesize: 279.81 K page\_count: 3 document date: 2025-05-09

