

EUQQ YYK-Q16-PRO-AI-01

EUQQ AI Language Translation Earbuds

Model: YYK-Q16-PRO-AI-01

User Manual

1. INTRODUCTION

This manual provides comprehensive instructions for the operation, maintenance, and troubleshooting of your EUQQ AI Language Translation Earbuds (Model: YYK-Q16-PRO-AI-01). These earbuds are designed to facilitate real-time communication across multiple languages, enhance audio experiences, and offer smart functionalities through an integrated touch screen.

Please read this manual thoroughly before using the product to ensure proper function and to maximize your user experience.

2. PRODUCT OVERVIEW

The EUQQ AI Language Translation Earbuds combine advanced AI-powered real-time translation with high-quality audio playback and smart touch controls. The device features an Open Ear design for comfort and awareness of surroundings, a full-color LCD touch screen on the charging case, and Bluetooth 5.4 connectivity.



Figure 2.1: EUQQ AI Language Translation Earbuds and Charging Case. The image shows the two earbuds resting on top of their charging case, which features a prominent LCD touch screen displaying time and battery status.

2.1 Key Features

- **Real-Time Translation:** Supports 144 languages and accents with advanced AI for seamless conversation flow.
- **Multifunctional Smart Touch Screen:** Integrated LCD display on the charging case for controlling music, calls, settings, and various smart functions.
- **Immersive Audio Experience:** Features 14.2mm bio-carbon fiber dynamic coils for powerful bass and clear mid-high frequencies, with five adjustable equalizer modes.
- **Upgraded Bluetooth 5.4 Technology:** Ensures stable and low-power consumption connectivity.
- **Long Battery Life:** Up to 60 hours total playtime with the charging case, 8 hours single playtime.
- **Waterproof Protection:** IP68 rated for durability.

3. SETUP AND INITIAL USE

3.1 Package Contents

- 2 x Translation Earbuds
- 1 x Charging Case with LCD Touch Screen
- 1 x USB Type-C Charging Cable
- 1 x User Manual

3.2 Charging the Device

Before first use, fully charge the earbuds and the charging case.

1. Place the earbuds into the charging case. Ensure they are properly seated.
2. Connect the USB Type-C cable to the charging port on the case and to a power source (e.g., USB wall adapter, computer USB port).
3. The LCD screen on the case will indicate charging status. A full charge takes approximately 1.5 hours.

Break The Language Barrier & Real-Time Translation in 144 Languages



Figure 3.1: Charging the Earbuds and Case. This image illustrates the earbuds and charging case, highlighting the 1.5-hour fast charging with Type-C, 60 hours total playtime with the case, and 8 hours single playtime. It also shows indicators for the power display of the case and earbuds.

3.3 Connecting to Your Mobile Device (NebulaBuds App)

To utilize the full translation capabilities, you must connect the earbuds to your smartphone via Bluetooth and the dedicated "NebulaBuds" AI APP.

1. **Download the App:** Scan the QR code provided in the earphone manual or on the charging case to download the "NebulaBuds" AI APP.

2. **Enable Bluetooth:** Turn on Bluetooth on your mobile phone.
3. **Open the App:** Launch the "NebulaBuds" APP. It will automatically prompt for Bluetooth permission. Tap "Allow" to proceed.
4. **Connect Earbuds:** The APP will automatically detect and display the "YYK-Q16 Pro AI" device. Select it and tap "OK" to establish a successful connection.

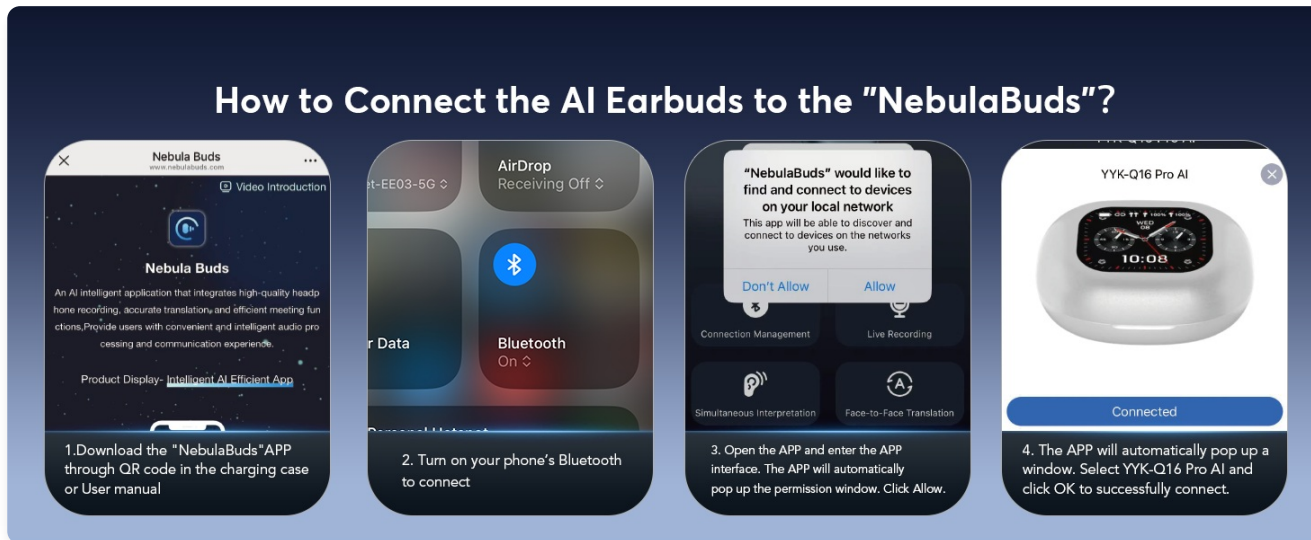


Figure 3.2: How to Connect the AI Earbuds to the "NebulaBuds" App. This image shows a four-step process: 1. Download the "NebulaBuds" App via QR code. 2. Turn on phone's Bluetooth. 3. Open the app and allow permissions. 4. App automatically pops up, select device and connect.

Note: A stable Bluetooth connection and internet access (for online translation features) are required for optimal performance. Some advanced features may require a subscription.

4. OPERATING INSTRUCTIONS

4.1 Touch Screen Functions (Charging Case)

The LCD full-color touch screen on the charging case provides access to various functions. Navigate by swiping and tapping.

LCD Full Color Touch Screen Multi-Function



Figure 4.1: LCD Full Color Touch Screen Multi-Function Display. This image displays the various icons and menus available on the charging case's LCD touch screen, including Telephone, Dial Settings, Download, Sound Effects, Mode Selection, Stop Watch, Timer, Calendar, Key Settings, Language Switch, Counter, Camera, Multi-Settings, System Menu, Game, and Music Playback.

Common functions accessible via the touch screen include:

- **Music Playback Control:** Play, pause, skip tracks.
- **Call Management:** Answer, end calls.
- **Volume Adjustment:** Control audio output level.
- **Noise-Canceling Mode:** Activate/deactivate (Passive Noise Cancellation).

- **Language Switching:** Select translation languages.
- **System Settings:** Adjust brightness, wallpaper, find headphones, timer, etc.

4.2 Earbud Touch Controls

The earbuds themselves feature intuitive touch controls for quick access to common functions without needing the charging case.

Action	Function
Single Tap	Play/Pause Music, Answer/End Call
Double Tap (Left Earbud)	Previous Track
Double Tap (Right Earbud)	Next Track
Long Press (Left Earbud)	Volume Down
Long Press (Right Earbud)	Volume Up
Triple Tap	Activate Voice Assistant / Translation Mode

5. TRANSLATION FEATURES

The earbuds offer various modes for real-time language translation, supporting 144 languages and 70 accents.

4 Modes Translation Instructions

Support Offline
Translation in Most Parts of the World.




Figure 5.1: Real-Time Translation in 144 Languages. This image shows two individuals communicating, with flags of various languages (English, German, Spanish, French, Chinese, Russian, Japanese, Arabic) indicating the wide language support.

5.1 Translation Modes

The earbuds support several translation modes to suit different communication scenarios:

- **Touch Mode:** Tap the earbud to speak, release to translate.
- **Free-Speech Mode:** Continuous, natural interpretation without manual input.
- **Speaker Mode:** One earbud for you, the other for the listener, or use the phone's speaker for translation.
- **Offline Mode:** Supports translation in most parts of the world without an internet connection (requires pre-

downloaded language packs).



Figure 5.2: Four Translation Modes. This image visually represents the Touch Mode, Free-speech Mode, Speaker Mode, and Offline Mode, indicating support for offline translation in most parts of the world.

5.2 Specific Translation Scenarios

- **Live Recording & Simultaneous Interpretation:** Ideal for meetings or lectures, converting spoken language to text and providing real-time translation.
- **Face-to-Face Translation:** Use one earbud, or share earbuds for two-way conversation.



Powerful 15mm Dynamic Driver



Precision Directional
Sound Design

Immersive Audio Experience

Advanced Directional Sound
Transmission and 15mm Driver for Rich, Leak-Free Sound

Figure 5.3: Advanced Translation Features. This image demonstrates Live Recording (converting speech to text), Simultaneous Interpretation (real-time translation displayed on a phone screen), and Face-to-Face Translation (two people conversing with translation assistance).

6. AUDIO FEATURES

The earbuds are engineered for a superior audio experience, whether for music, calls, or translated speech.

6.1 Immersive Audio Experience

Equipped with a powerful 15mm dynamic driver and precision directional sound design, the earbuds deliver rich, leak-free sound with strong bass and clear highs.

Upgraded Bluetooth 5.4 Technology

Dual-channel transmission creates an unbreakable connection, improves stability and lower power consumption.



Figure 6.1: Immersive Audio Experience. This image provides an exploded view of an earbud, highlighting the powerful 15mm dynamic driver and precision directional sound design for advanced, leak-free audio.

6.2 Equalization Modes

Customize your listening experience with five adjustable equalizer modes:

- Standard

- Classic
- Jazz
- Rock
- Pop

These modes can be selected via the touch screen on the charging case.

7. AI AND SMART FEATURES

Beyond translation, the earbuds integrate with AI functionalities through the NebulaBuds app.

7.1 AI Voice Smart Dialogue & AI Chat

Engage with the AI assistant for real-time voice interaction or text-based queries. This feature allows you to ask questions and receive intelligent responses.

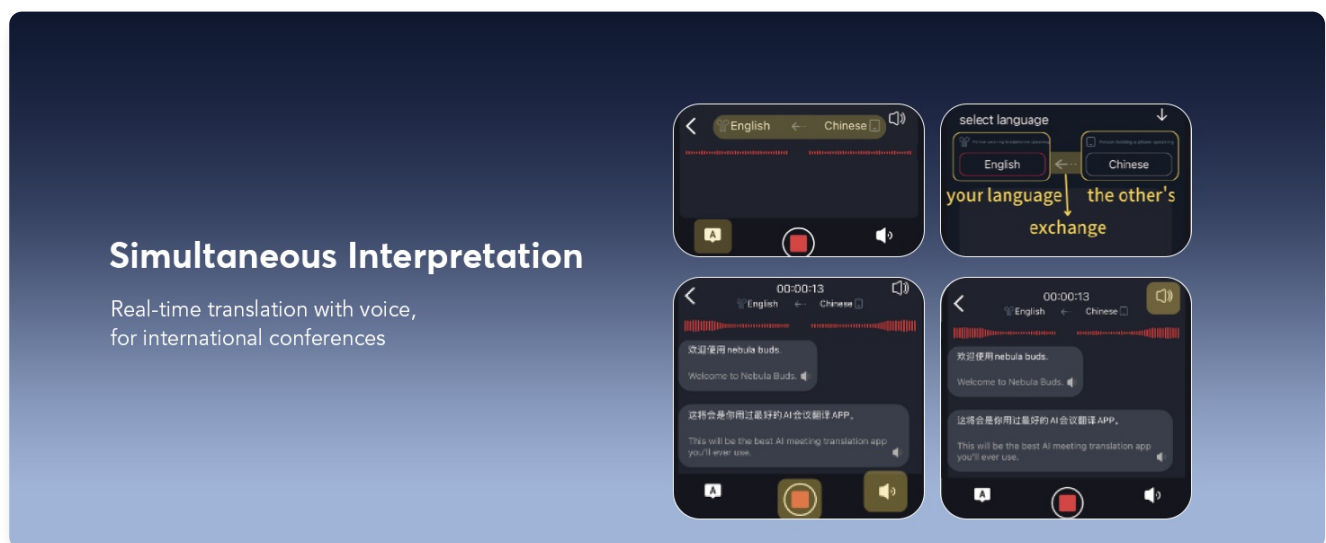


Figure 7.1: AI Voice Smart Dialogue. This image shows a mobile phone interface demonstrating real-time voice interaction with an AI assistant, allowing users to ask questions and receive responses.

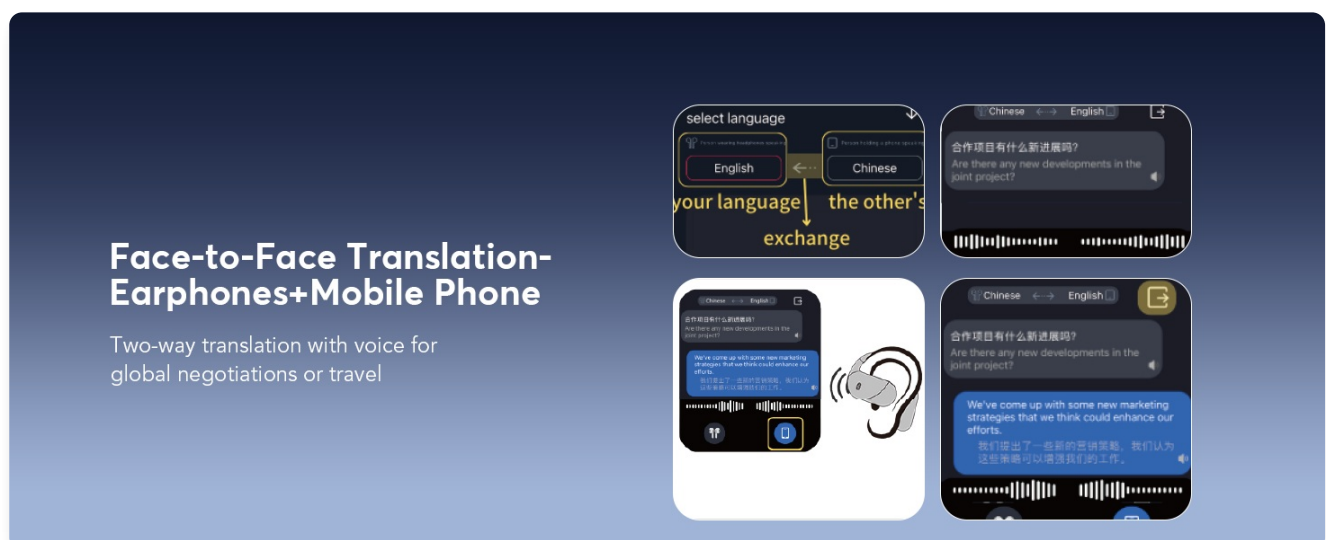


Figure 7.2: AI Chat. This image displays a mobile phone screen with a text-based AI chat interface, where users can type questions and receive AI-generated responses.

7.2 AI Assistant & Content Generation

The AI Assistant offers over 200 small AI applications, including features like one-click writing and generating

outlines for presentations (e.g., PPT courseware outlines).

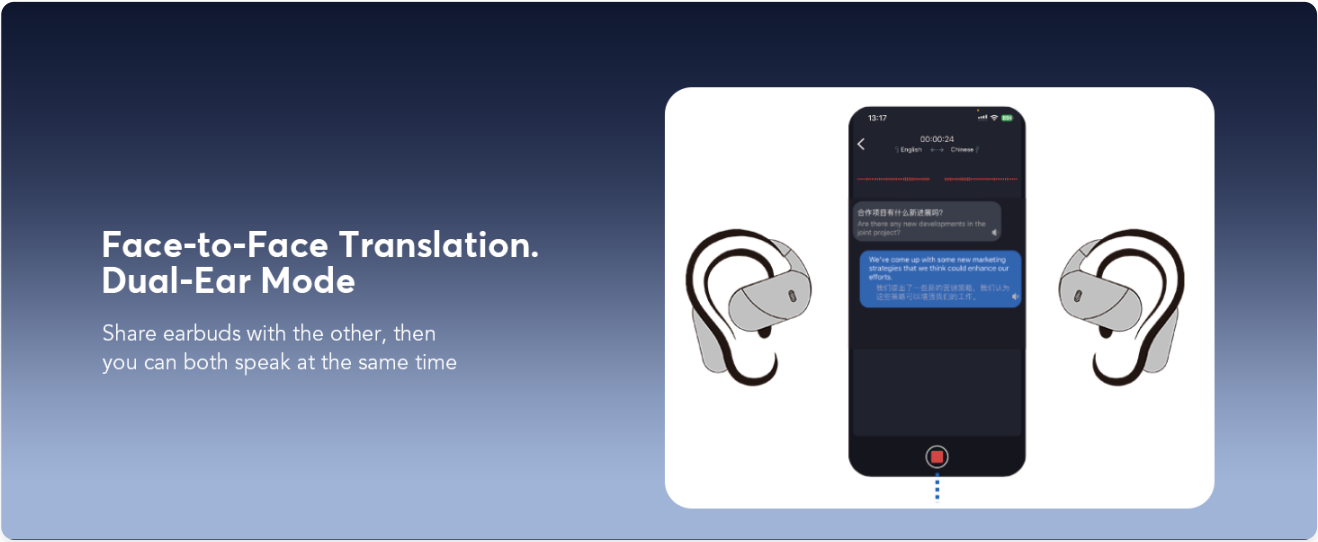


Figure 7.3: AI Assistant. This image shows a mobile app interface demonstrating AI assistant features like one-click writing and generating PPT courseware outlines.

7.3 Image Generation

The app supports generating images based on text descriptions (Text-to-Image) and modifying images based on a reference image and text description (Image-to-Image).

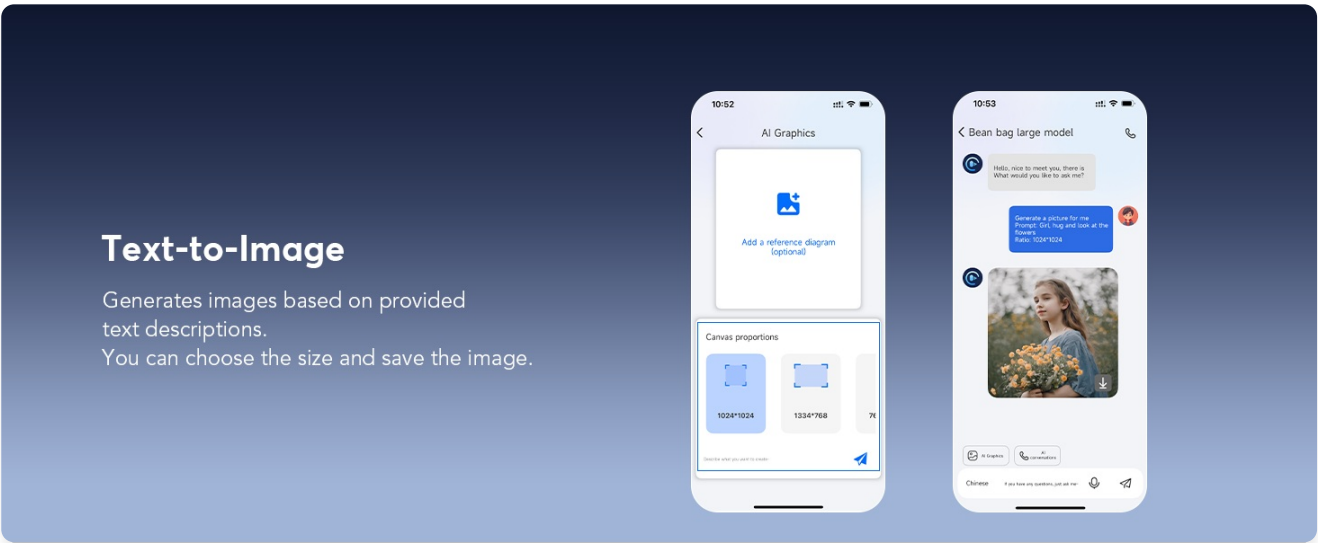


Figure 7.4: Text-to-Image. This image shows a mobile app interface where users can input text descriptions to generate images, with options to choose image size.

Image-to-Image

Generates images based on a reference image and text description, with fixed image size.

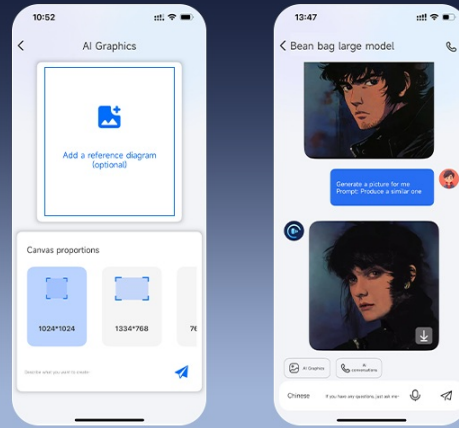


Figure 7.5: Image-to-Image. This image displays a mobile app interface for generating images based on a reference image and text description, with fixed image size options.

7.4 Audio and Video Calls with Real-Time Translation

Conduct online audio and video calls with integrated real-time translation. The other party does not need the app installed.

Audio and Video Call

Online calls with real-time translation.
No app needed for the other party, chat effortlessly.

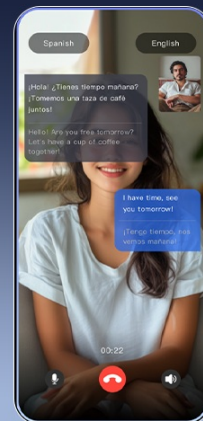


Figure 7.6: Audio and Video Call. This image shows a mobile phone screen during an online call, demonstrating real-time translation of spoken dialogue.

7.5 Call History and Summary

Easily view call records and support redial. Historical recordings can be summarized by AI, with speaker identification.

Audio and Video History

Easily view call records and support redial

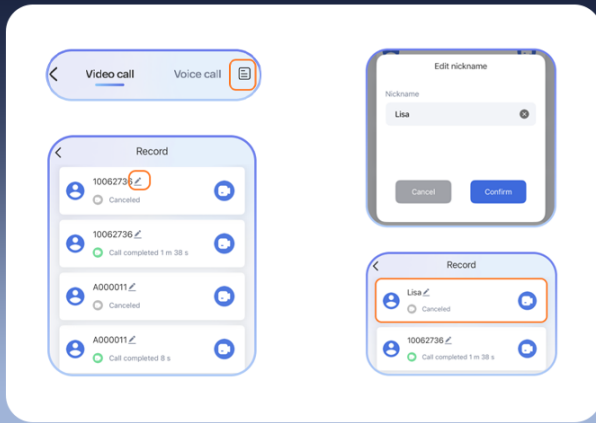


Figure 7.7: Audio and Video History. This image shows a mobile phone screen displaying call records and options for summary and playback of historical recordings with AI speaker identification.

8. MAINTENANCE AND CARE

- **Cleaning:** Use a soft, dry cloth to clean the earbuds and charging case. Avoid using abrasive materials or harsh chemicals.
- **Water Resistance:** The earbuds are IP68 waterproof. While they can withstand splashes and sweat, avoid prolonged submersion in water. Ensure they are dry before placing them back in the charging case.
- **Storage:** Store the earbuds in their charging case when not in use to protect them and keep them charged. Store in a cool, dry place away from direct sunlight and extreme temperatures.
- **Battery Care:** To prolong battery life, avoid fully discharging the battery frequently. Charge regularly.

9. TROUBLESHOOTING

Problem	Possible Cause	Solution
Earbuds not pairing/connecting to phone.	Bluetooth is off; earbuds are out of charge; app not installed/permissions denied; interference.	Ensure Bluetooth is on. Charge earbuds and case. Download and allow all permissions for the "NebulaBuds" app. Move closer to the phone. Restart phone and earbuds.
Translation not working or inaccurate.	No internet connection (for online translation); incorrect language settings; app issue; subscription required for certain features.	Ensure stable internet connection. Verify correct source and target languages in the app. Check app for updates. Confirm if a subscription is needed for the specific feature.
Poor sound quality.	Earbuds not properly seated; low battery; audio source issue; earbud speaker dirty.	Adjust earbud position. Charge earbuds. Test with a different audio source. Gently clean earbud speakers.
Charging case screen unresponsive.	Low battery; software glitch.	Charge the case. Restart the case (if possible, by holding a button or letting it fully discharge and recharge).

Problem	Possible Cause	Solution
Earbuds constantly disconnecting.	Bluetooth interference; distance from device; low battery.	Reduce interference by moving away from other wireless devices. Stay within 15 meters of your phone. Ensure earbuds are charged.

10. SPECIFICATIONS

Feature	Detail
Model Name	YYK-Q16-PRO-AI-01
Connectivity Technology	Wireless (Bluetooth 5.4)
Bluetooth Range	15 Meters
Noise Control	Passive Noise Cancellation
Battery Life (Total with Case)	60 Hours
Single Playtime	8 Hours
Charging Time	1.5 Hours (Type-C)
Water Resistance Level	IP68 Waterproof
Control Type	Touch Control
Driver Size	14.2mm (Bio-carbon fiber dynamic coils) / 15mm (Dynamic Driver)
Weight	6.4 Ounces
Material	Plastic
Included Components	2 * Translation Earbuds

11. WARRANTY AND SUPPORT

For warranty information and customer support, please refer to the contact details provided with your product packaging or visit the official EUQQ website.


Manufacturer: EUQQ






ASIN: B0DX7642FN

UPC: 713129397424

For further assistance, please contact EUQQ customer service.

Related Documents - YYK-Q16-PRO-AI-01

	EUQQ YYK-Q16 Open Ear Bluetooth Headphones User Manual User manual for the EUQQ YYK-Q16 Open Ear Bluetooth 5.4 Headphones. This guide provides instructions on setup, features, and usage of the wireless earbuds.
---	---

	<p>EUQQ YYk-520-1 Bluetooth Headset User Manual - Wireless Earpiece Guide</p> <p>Official user guide for the EUQQ YYk-520-1 Bluetooth headset. Learn how to pair, use, charge, and troubleshoot your wireless earpiece for mobile phones with HD talktime and noise cancellation.</p>
	<p>YYK-Q39 Pro AI Translation Earbuds User Manual & Features</p> <p>Official user manual and feature overview for the YYK-Q39 Pro AI, YYK-Q93 Pro AI, and YYK-Q16 Pro AI translation earbuds by Shenzhen Aoqeqi Technology Co., Ltd. Learn about real-time AI translation, app features, and specifications.</p>
	<p>Ear Dance User Manual: Instant Translation Earphones</p> <p>Comprehensive user manual for Ear Dance instant translation earphones, detailing setup, pairing, authorization, and intelligent translation modes. Supports 134 languages for seamless communication.</p>
	<p>YYK-Q16 Language Translator Earbuds User Manual Shenzhen Aoqeqi Technology</p> <p>Comprehensive user manual for the YYK-Q16 Language Translator Earbuds by Shenzhen Aoqeqi Technology. Learn about product specifications, pairing, charging, app usage, and safety precautions for AI translation and assistant features.</p>
	<p>WT2 Plus Translator User Manual and Product Information</p> <p>Comprehensive user manual for the WT2 Plus real-time translation device, covering setup, features, modes, charging, safety, and manufacturer information.</p>