

Manuals+

[Q & A](#) | [Deep Search](#) | [Upload](#)

manuals.plus /

> [FUKUMARU](#) /

> [FUKUMARU Cat Wall Shelves 5-Piece Furniture Set Instruction Manual](#)

FUKUMARU SET05

FUKUMARU Cat Wall Shelves 5-Piece Furniture Set Instruction Manual

Model: SET05
Brand: FUKUMARU

1. PRODUCT OVERVIEW

The FUKUMARU 5-Piece Cat Wall Furniture Set provides a comprehensive activity space for your cat, designed to encourage climbing, perching, scratching, and resting. This set includes a cat house, a hammock, two wall shelves, and a scratching post, offering both physical and mental stimulation for your feline companion.

- **All-in-One Cat Wall Furniture:** This 5-in-1 set allows your cat to climb, perch, scratch, and hide, promoting physical and mental well-being.
- **Space-Saving Solution:** Wall-mounted design conserves floor space and creates distinct activity zones for pets.
- **Durable Construction:** Made from high-quality multilayer board with a weight capacity exceeding 40 lbs. Features anti-slip carpet fabric on contact surfaces for safety.
- **Distinct Design:** Includes scratch post platforms, steps, a cozy hideaway, and a hammock, complementing various indoor aesthetics.



Image 1.1: The complete FUKUMARU 5-piece cat wall furniture set, showcasing a cat resting in the hammock and another climbing the steps.

2. SAFETY INFORMATION

Please read and understand all safety warnings before installation and use.

- **Warning:** This product contains small parts that can be hazardous to pets if ingested. Ensure all components are securely fastened.
- Regularly inspect all mounted components for stability and wear. Tighten screws as needed.
- Ensure the wall can support the weight of the furniture set and your cat(s).
- Keep children away from the installation area during assembly.

3. SETUP AND INSTALLATION

The FUKUMARU Cat Wall Furniture Set is designed for wall mounting. Proper installation is crucial for the safety and stability of the product. It is compatible with 16-inch full-stud mounting for drywall and solid walls. All necessary

hardware is included.

3.1. Pre-Installation Steps

1. **Determine Installation Area:** Plan the layout of the components on your wall, considering your cat's activity routes and available stud locations.
2. **Mark Locations:** Use a pencil or painter's tape to mark the desired positions for each component on the wall. For drywall, locate wall studs using a stud finder.
3. **Gather Tools:** You will need a drill, a level, and a screwdriver.

3.2. Mounting Instructions

Follow the specific instructions provided in the included screw package for solid walls (cement, natural dense stone, solid brick, light cement, hollow concrete brick) and drywall installations. For drywall, ensure mounting points align with wall studs (16 inches apart).




Image 3.1: Detailed installation guide for solid walls and drywall, illustrating stud placement and included hardware.

1. **Assemble Components:** Attach the individual parts (shelves, house, scratching post, hammock) as per the assembly diagrams in the package, ensuring all screws are tightened.
2. **Drill Pilot Holes:** At the marked locations, drill pilot holes appropriate for your wall type and the provided hardware.
3. **Insert Anchors (if applicable):** For drywall installations not on studs, insert wall anchors into the pilot holes.
4. **Mount Components:** Secure each furniture piece to the wall using the provided screws. Use a level to ensure horizontal alignment.
5. **Verify Stability:** After installation, gently test each component to ensure it is firmly attached and stable before allowing your cat to use it.



Image 3.2: Dimensions of the individual components for planning your wall layout.

4. OPERATING INSTRUCTIONS

This cat wall furniture set is designed to provide a stimulating and comfortable environment for your cat. Encourage your cat to explore and utilize all parts of the set.

- **Climbing and Jumping:** The various shelves and steps allow your cat to climb and jump, satisfying their natural instincts.
- **Scratching:** The integrated scratching post helps maintain claw health and redirects scratching behavior away from household furniture.
- **Resting and Hiding:** The hammock and enclosed cat house offer cozy spots for napping, observing, and feeling secure.

Cat Wall Jungle, Unleash the Wild in Your Cat




Image 4.1: A cat actively using the wall-mounted components for climbing and exploration.

Upgraded Installation


designed for 16 inch drywall

Solid Wall 



Suitable for cement, natural dense stone, solid brick, solid lime sand brick, light cement, hollow concrete brick

Drywall 



Both side need to be installed on the studs.
(Please refer to the manual for specific installation.)

Hardware Included



free drill



Image 4.2: Close-up of the ultra-soft plush fabric hammock, providing a comfortable resting spot.

5. MAINTENANCE

To ensure the longevity and hygiene of your FUKUMARU Cat Wall Furniture Set, follow these maintenance guidelines:

- **Cleaning:** Wipe surfaces with a dry cloth to remove dust and cat hair. For deeper cleaning, a slightly damp cloth can be used, followed by immediate drying. Avoid harsh chemicals.
- **Scratching Post:** The jute rope scratching post is designed for durability. Replace if it becomes excessively worn to maintain its effectiveness.
- **Fabric Components:** The anti-slip carpet fabric and hammock cover can be spot cleaned. Refer to the care label for specific washing instructions if removable.
- **Inspection:** Periodically check all screws and mounting points for tightness. Re-tighten as necessary to prevent loosening over time.

6. TROUBLESHOOTING

This section addresses common concerns. If you encounter issues not listed here, please contact customer support.

- **Instability After Installation:** Ensure all screws are fully tightened and that the mounting points are securely anchored to wall studs or appropriate wall anchors. Re-check the wall type compatibility.
- **Cat Not Using Furniture:** Cats may need time to adjust. Encourage use with treats, toys, or catnip placed on the shelves or in the house.
- **Damaged Components:** If any part of the set is damaged, discontinue use immediately and contact customer support for replacement parts or guidance.

7. PRODUCT SPECIFICATIONS

Feature	Detail
Brand	FUKUMARU
Model Name	4 in 1 Beige Cat Wall Furniture Set (SET05)
Material	Anti-slip carpet, Birch multi-layer board
Color	Beige
Item Weight	16.89 pounds (7.68 Kilograms)
Product Dimensions	12.5"L x 6.9"W x 16"H (overall, individual components vary)
Weight Capacity	Over 40 lbs
Mounting Type	Wall Mount (16-inch full-stud compatible)
Included Components	Cat scratching post *1, Cat wall house *1, Cat wall shelf *2, Hammock *1, Screw package *1



Ultra-Soft Plush Fabric

Cat hammock provides a perfect snug and safe resting spot

Image 7.1: Demonstration of the product's robust construction, supporting up to 40 lbs.

8. WARRANTY INFORMATION

This FUKUMARU product comes with a **6-month warranty** from the date of purchase. This warranty covers manufacturing defects and material flaws under normal use. It does not cover damage caused by misuse, accidents, unauthorized modifications, or normal wear and tear. Please retain your proof of purchase for warranty claims.

9. CUSTOMER SUPPORT

For further assistance, questions, or to report any issues with your FUKUMARU Cat Wall Furniture Set, please contact our customer support team. You can also visit the official FUKUMARU store for more information and products.

FUKUMARU Store: [Visit the FUKUMARU Store on Amazon](#)

