

Manuals+

[Q & A](#) | [Deep Search](#) | [Upload](#)

[manuals.plus](#) /

› [ODK](#) /

› [ODK 43 Inch L Shaped Desk with LED Lighting and Power Outlets User Manual](#)

ODK B020217SPD01008USDF

ODK 43 Inch L Shaped Desk with LED Lighting and Power Outlets User Manual

Model: B020217SPD01008USDF | Brand: ODK

SETUP INSTRUCTIONS

For ease and safety, two people are recommended for assembly. Ensure all parts are included and in good condition before starting. The assembly process typically takes 45 minutes to 1 hour.

This desk offers a reversible design, allowing the L-shelf to be installed on either the left or right side as needed.

Assembly Guide Video

Your browser does not support the video tag.

Official ODK installation guide video for the L-shaped desk with desktop shelf. This video provides detailed visual instructions for assembling the desk, including frame construction, desktop placement, and shelf installation. It demonstrates both left and right corner configurations.

Key Dimensions

Product Dimensions

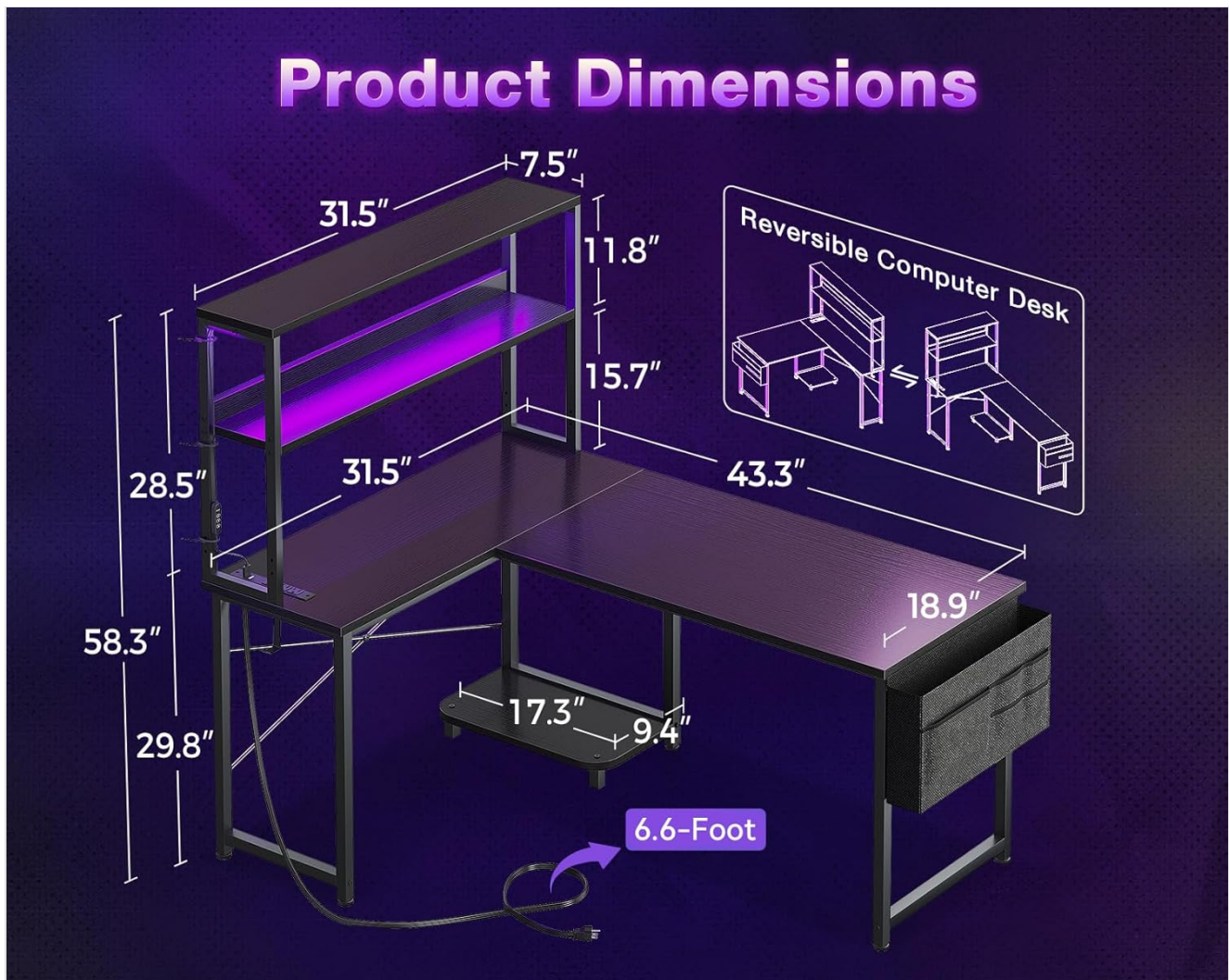


Diagram showing the key dimensions of the ODK 43 Inch L Shaped Desk, including overall width, depth, height, and shelf measurements. The desk measures 43.31"D x 31.5"W x 29.6"H.

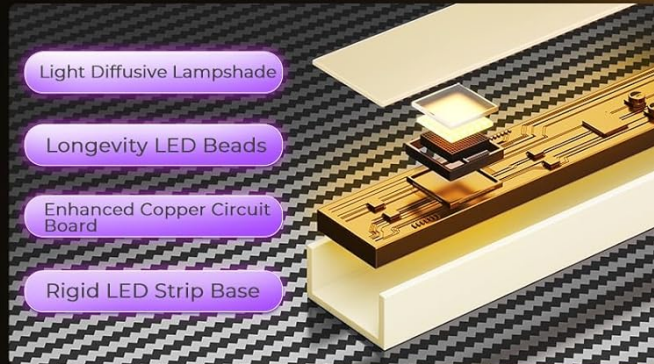
OPERATING INSTRUCTIONS

LED Lighting System

The integrated RGB LED strip offers 10 color presets and 8 brightness levels. It also features 10 dynamic modes and a memory function to recall your last setting. Control is via a switch.

LED Lights

Excellent Durability & Light Diffusion



Light Diffusive Lampshade


Longevity LED Beads

Enhanced Copper Circuit Board

Rigid LED Strip Base

10 dynamic modes

10 static colors



Close-up image of the LED light strip and its controller, highlighting the light-diffusive lampshade, longevity LED beads, enhanced copper circuit board, and rigid LED strip base. It shows options for 10 dynamic modes and 10 static colors.

Built-in Power Outlets

The desk is equipped with 3 AC outlets (125V/12A) and 2 USB ports (5V/2A) for convenient power access. A 5-foot power cord is included. Use these outlets for desktop equipment and mobile device charging.



Built-in Power Outlets



125V/12A
3 AC Outlets



5V/2A
2 USB Ports



5-Feet
Power Cord

Image showing the built-in power strip with 3 AC outlets and 2 USB ports integrated into the desk, with a smartphone charging. Specifications of 125V/12A for AC and 5V/2A for USB are displayed.

Storage Features

- **Dual Shelves:** For organizing books, decor, or monitors.
- **CPU Stand:** Keeps your computer tower off the floor.
- **Accessory Hook:** Ideal for headphones or bags.
- **Tool Bag:** Provides additional storage for small items.

Open Removable Bookshelves



Image illustrating the adjustable and removable desktop shelf, which can be used as bookshelves or a monitor stand, showing two different height configurations.



Close-up of the iron hook attached to the side of the desk, designed for hanging headphones or a bag.

MAINTENANCE

Cleaning and Care

- Wipe surfaces with a soft, damp cloth. Avoid harsh chemicals or abrasive cleaners.
- Keep the power outlets dry and away from heat sources.
- Regularly check all screws and connections to ensure they remain tight.
- Avoid placing excessively hot or cold items directly on the desktop without protective coasters.

TROUBLESHOOTING

Common Issues

Desk Wobbles

Ensure all screws are securely tightened. Adjust the foot pads on the bottom of the desk legs to stabilize it on uneven floors.



Close-up image of an adjustable foot pad on a desk leg, demonstrating how it can be rotated to adjust height and stabilize the desk on uneven surfaces.

LED Lights Not Working

Check if the power cord is securely plugged into both the desk's power outlet and a wall socket. Verify the LED strip's connection to the power source. Ensure the control switch is turned on and try different brightness levels or modes.

Power Outlets Not Functioning

Confirm the desk's main power cord is fully plugged into a working wall outlet. Test the wall outlet with another device. If the issue persists, contact customer support.

SPECIFICATIONS

Product Details

Feature	Detail
Brand	ODK
Shape	Rectangular
Desk Design	Computer Desk
Product Dimensions	43.31"D x 31.5"W x 29.6"H

Feature	Detail
Color	Black
Style	Modern
Base Material	Alloy Steel
Top Material Type	Engineered Wood
Finish Type	Powder Coated
Special Feature	L shaped
Included Components	Built-in Outlet
Model Number	B020217SPD01008USDF
UPC	850073489727
Item Weight	38.2 Pounds
Number Of Shelves	2
Maximum Height	29.8 Inches
Minimum Height	29.6 Inches
Required Assembly	Yes
Includes All Assembly Tools	Yes

Safety Information

Always assemble the desk on a stable, level surface. Do not exceed the weight limit of 38.2 pounds on the desktop. Keep the power outlets dry and away from heat sources. Always unplug the power cord when not in use. Ensure the desk is properly anchored to the floor to prevent tipping.

WARRANTY AND SUPPORT

Warranty Information

This product comes with a Limited Warranty. For specific details regarding coverage and duration, please refer to the warranty card included in your product packaging.

Customer Support

If you encounter any issues such as missing parts or broken components, or require assistance with assembly, please contact our professional pre-sale and after-sale service team. We are committed to resolving your concerns within 24 hours.

For further assistance, please visit the ODK Store: [ODK Official Store](#)

Related Documents - B020217SPD01008USDF

 <p>DESK WITH SHELVES & MONITOR STAND USER MANUAL</p>	<p>Desk with Shelves & Monitor Stand User Manual - Assembly Guide</p> <p>Comprehensive user manual and assembly guide for the ODK Desk with Shelves & Monitor Stand. Includes parts list, step-by-step assembly instructions, precautions, customer service information, and troubleshooting tips.</p>
 <p>ODK L SHAPED DESK WITH STORAGE SHELVES USER MANUAL</p>	<p>ODK L-Shaped Desk with Storage Shelves - User Manual & Assembly Guide</p> <p>Comprehensive user manual and assembly guide for the ODK L-Shaped Desk with Storage Shelves. Includes parts list, step-by-step instructions, precautions, and troubleshooting tips.</p>
 <p>ODK L SHAPED DESK WITH STORAGE SHELVES USER MANUAL</p>	<p>ODK L Shaped Desk with Storage Shelves User Manual</p> <p>User manual for the ODK L Shaped Desk with Storage Shelves, detailing package contents, precautions, parts list, step-by-step assembly instructions for both left and right shelf configurations, customer service information, and troubleshooting guide.</p>
 <p>L SHAPED DESK WITH STORAGE BAG User Manual</p>	<p>L-Shaped Desk with Storage Bag User Manual</p> <p>Comprehensive user manual for the L-Shaped Desk with Storage Bag, detailing assembly instructions, parts list, precautions, and customer service information for optimal setup and use.</p>
 <p>ODK DESK WITH 3 DRAWERS AND 2 SHELVES User Manual</p>	<p>ODK Desk with 3 Drawers and 2 Shelves: User Manual & Assembly Guide</p> <p>This user manual provides comprehensive assembly instructions, a detailed parts list, and important precautions for the ODK Desk with 3 Drawers and 2 Shelves. It also includes customer service information, warranty details, and troubleshooting tips for a smooth setup and usage experience.</p>
 <p>ODK DESK WITH KEYBOARD TRAY USER MANUAL</p>	<p>ODK Desk with Keyboard Tray User Manual - Assembly Guide & Support</p> <p>Comprehensive user manual for the ODK Desk with Keyboard Tray (Model HFZ-01). Provides detailed assembly instructions, parts list, safety precautions, and customer support information for ODK furniture.</p>