

Manuals+

[Q & A](#) | [Deep Search](#) | [Upload](#)

manuals.plus /

› [MDCGPower](#) /

› [MDCGPower 5V AC Adapter Charger User Manual for PETLIBRO Automatic Pet Feeders \(PLAF001, PLAF002, PLAF101\)](#)

MDCGPower MD12CA0039

MDCGPower 5V AC Adapter Charger User Manual

For PETLIBRO Automatic Pet Feeders (Models PLAF001, PLAF002, PLAF101)

INTRODUCTION

Welcome to your MDCGPower 5V AC Adapter Charger. This manual provides essential information for the safe and proper use of your power supply. Please read it thoroughly before use and retain it for future reference.

SAFETY INFORMATION

- This power adapter is designed with built-in protections against over current, over voltage, and short circuits.
- Ensure the adapter is used with compatible devices only. Refer to the "Compatibility" section.
- Do not expose the adapter to water or excessive moisture.
- Do not attempt to disassemble or repair the adapter.
- Always unplug the adapter from the power outlet when not in use or during electrical storms.
- Keep out of reach of children and pets.

SETUP

Follow these steps to set up your MDCGPower 5V AC Adapter Charger:

1. **Verify Compatibility:** Before connecting, ensure your device requires a 5V power input and has a compatible barrel connector. This adapter is specifically designed for PETLIBRO Automatic Pet Feeder models PLAF001, PLAF002, and PLAF101.
2. **Connect to Device:** Insert the barrel connector end of the adapter cable firmly into the power input port of your PETLIBRO automatic pet feeder.
3. **Connect to Power Outlet:** Plug the AC prongs of the adapter into a standard 100-240VAC 50/60Hz wall outlet.
4. **Power Indicator:** The adapter may feature an LED indicator light to confirm it is receiving power.



Image: The MDCGPower 5V AC Adapter Charger, showing the main unit, power cable, and barrel connector.

OPERATING INSTRUCTIONS

- Once connected, the adapter continuously supplies power to your compatible device.
- No user interaction is required for operation beyond initial connection.
- Ensure the adapter and cable are not strained or bent sharply during use to prevent damage.
- The adapter is designed for continuous operation within its specified voltage range.

MAINTENANCE

- Keep the adapter clean and free from dust. Use a dry, soft cloth for cleaning.
- Regularly inspect the cable and connector for any signs of damage, such as fraying or exposed wires. If damage is found, discontinue use immediately and replace the adapter.
- Do not use harsh chemicals or abrasive cleaners on the adapter.

TROUBLESHOOTING

If you encounter issues with your adapter, refer to the following common solutions:

- **Device Not Powering On:**

- Ensure the adapter is securely plugged into both the wall outlet and the device.
- Verify the wall outlet is functional by testing it with another device.
- Confirm that your device is indeed compatible with a 5V power input and the barrel connector type.
- Inspect the adapter cable for any visible damage.

- **Adapter Feels Warm:**

- It is normal for the adapter to feel slightly warm during operation. If it becomes excessively hot, unplug it immediately and contact the manufacturer.

- **Loose Connection:**


- Ensure the barrel connector is fully inserted into the device's power port. Some devices may have specific requirements for how the cable sits to ensure a stable connection.

SPECIFICATIONS

| Feature | Detail |
|--------------------|--|
| Model Number | MD12CA0039 |
| Input Voltage | 100-240VAC, 50/60Hz (Worldwide Compatible) |
| Output Voltage | 5V |
| Connector Type | Barrel Connector |
| Compatible Devices | PETLIBRO Automatic Pet Feeders (PLAF001, PLAF002, PLAF101) |
| Safety Features | Over Current Protection, Over Voltage Protection, Short Circuit Protection |
| Dimensions | Approximately 4 x 3 x 2 inches (Adapter unit) |
| Weight | Approximately 4 ounces |

SAFE&RELIABLE

BUILT-IN SAFETY PROTECTIONS



Short circuit
protection



Over-current
protection



Over-voltage
protection



Environmentally
friendly



Over temperature
protection

Image: The MDCGPower 5V AC Adapter highlighting built-in safety protections against short circuit, over-current, over-voltage, and over-temperature.

COMPATIBILITY

This MDCGPower 5V AC Adapter Charger is specifically designed and tested for compatibility with the following PETLIBRO Automatic Pet Feeder models:

- PETLIBRO PLAF001
- PETLIBRO PLAF002
- PETLIBRO PLAF101

Important: Always verify your device's power requirements and connector type before use. Incompatible power supplies can damage your device.

STORAGE AND PORTABILITY

- The compact and lightweight design of this adapter makes it suitable for travel and easy storage.
- When storing or traveling, coil the cable neatly to prevent kinks or damage.
- Avoid placing heavy objects on the adapter or cable.

Whatever You Go, You Can Charge



Image: The MDCGPower 5V AC Adapter illustrating its versatility for use in various locations such as home, workplace, travel, and business trips.

Flexible Wire More Durable

Selected high-quality environmentally friendly TPE material, toughness, anti-aging, not easy to break

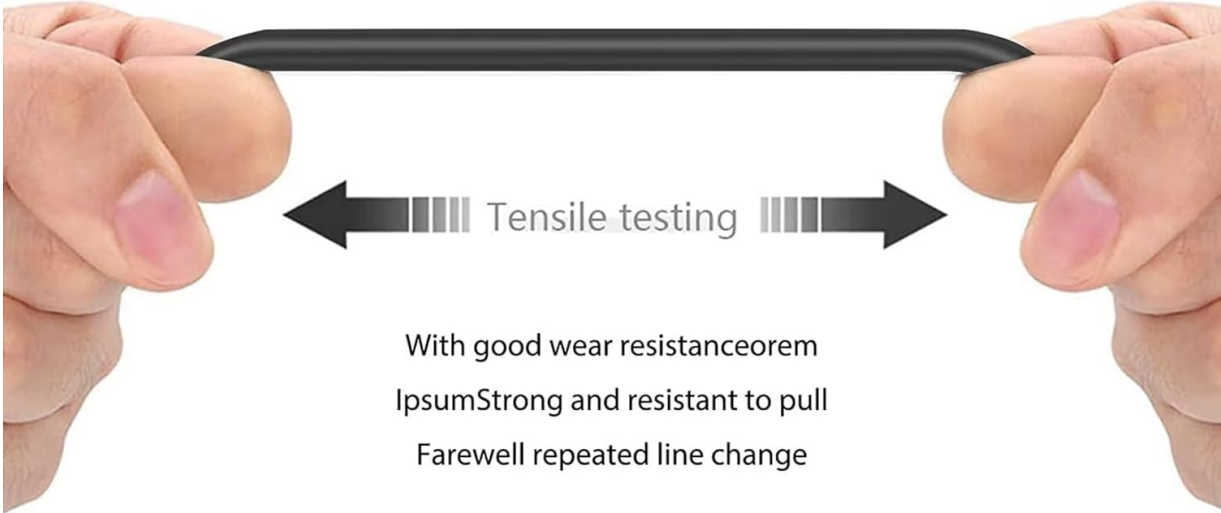


Image: A close-up view demonstrating the flexibility and durability of the adapter's wire, designed to resist breakage.

Strong Copper Wire




Image: An internal diagram of the adapter's cable, detailing its construction with strong copper wire, aluminum foil shield, PVC cable jacket, and wire insulation for enhanced durability and performance.

Manufacturer: Guangzhou Panyu Zhaohong Electronic Factory.

Date First Available: February 14, 2025