

[Manuals.plus](#) /

› [MINISO](#) /

› MINISO Open Ear Headphones User Manual

MINISO MS185

MINISO Open Ear Headphones User Manual

Model: MS185

Brand: MINISO

INTRODUCTION

Welcome to the user manual for your MINISO Open Ear Headphones. These true wireless Bluetooth 5.4 headphones are designed for comfort and awareness, allowing you to enjoy high-quality audio while remaining connected to your surroundings. This manual provides detailed instructions on setup, operation, maintenance, and troubleshooting to ensure optimal performance and longevity of your device.



Image: The MINISO Open Ear Headphones, featuring their unique earhook design, alongside the distinctive quicksand charging case.

WHAT'S IN THE BOX

Verify that all items are present in your package:

- 1x Open Ear Earbuds
- 1x Quicksand Protective Case
- 1x User Manual (this document)
- 1x Small Flashlight

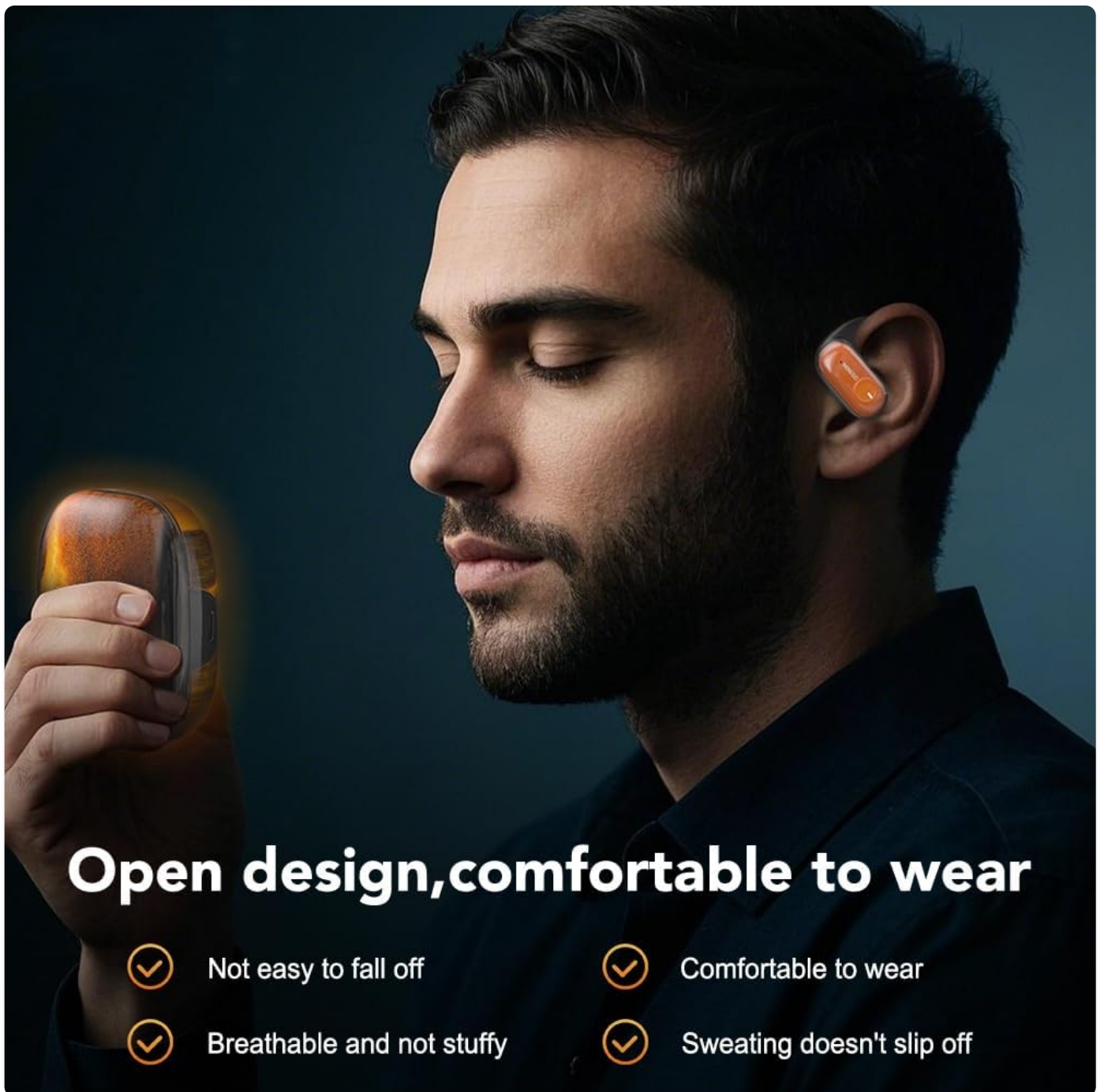


Image: A hand holding the open quicksand charging case, revealing the two earbuds nestled inside.

PRODUCT FEATURES

Open-Ear Design for Comfort and Awareness

The MINISO Open Ear Headphones feature an innovative open-ear design that rests outside your ear canal. This allows you to enjoy audio while remaining aware of your surroundings, making them ideal for outdoor activities and sports. The ergonomic earhooks ensure a secure and comfortable fit for extended wear.



Open design, comfortable to wear

- ✓ Not easy to fall off
- ✓ Comfortable to wear
- ✓ Breathable and not stuffy
- ✓ Sweating doesn't slip off

Image: Close-up of the open-ear earbuds, highlighting their comfortable and non-intrusive design.

Excellent Sound Quality

Experience clear and balanced audio with powerful sound. The headphones deliver crisp and natural sound for music, podcasts, and calls, even at higher volumes. The HiFi-level dynamic speakers provide a balanced full-frequency listening experience.

Light moves with rhythm

HIFI-level dynamic speakers, balanced full-frequency listening experience presents an open and shocking sound field, pure low frequency, and smooth vocals to control various music styles



Ergonomic design

No displacement when running or jumping

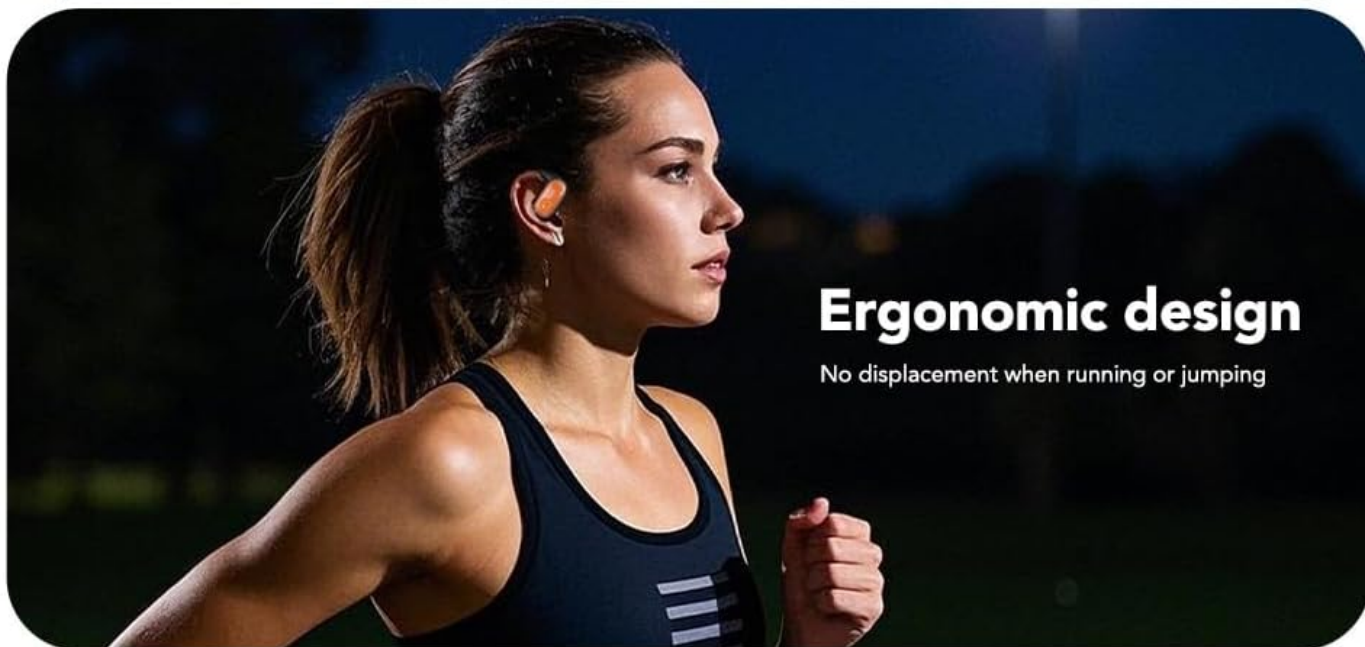


Image: Diagram illustrating the internal dynamic speaker components of the earbud, emphasizing sound quality.

Extended Playtime with Quicksand Charging Case

Enjoy up to 40 hours of total playtime with the included quicksand charging case. The earbuds provide several hours of continuous playback on a single charge, with the case offering multiple recharges. The unique quicksand design of the case adds a distinctive visual element.

Longer battery life and more durable

About **40** h
Total battery life

About **8** h
Listening time with
one earphone

About **4** times
Rechargeable times



Image: The headphones and charging case, with text indicating 40 hours total battery life and 8 hours listening time per earphone.

Bluetooth 5.4 Connectivity & Smart Touch Control

Benefit from strong and reliable Bluetooth 5.4 connectivity, ensuring a stable connection over a considerable distance. Pairing with your devices is quick and seamless. The intuitive touch controls allow for easy adjustment of volume, track skipping, and call management.

Bluetooth 5.4 chip

Running and connected

A new generation of high-end Bluetooth chips,
more resistant to interference



Image: A close-up of a circuit board highlighting the Bluetooth 5.4 chip, symbolizing advanced connectivity.

IPX5 Waterproof Rating

With an IPX5 water resistance rating, these headphones are designed to withstand sweat and light rain, making them suitable for various activities and outdoor use.

Life grade waterproofing Fearless of sweat during exercise

IPX5 waterproof for daily life, fearless of sweat and rain splashes,
accompanying you in sports and happiness



Image: The earbuds shown with water droplets, illustrating their IPX5 waterproof capability.

SETUP GUIDE

Initial Charging

Before first use, fully charge the headphones and the charging case. Connect the charging case to a USB power source using the provided cable. The indicator lights on the case will show the charging status.

Pairing with Your Device

1. Ensure the earbuds are in the charging case and the case has sufficient power.
2. Open the charging case. The earbuds will automatically enter pairing mode.
3. On your device (smartphone, tablet, laptop), go to Bluetooth settings and turn Bluetooth on.
4. Search for "MINISO MS185" or similar in the list of available devices and select it to connect.
5. Once connected, a voice prompt will confirm successful pairing.

OPERATING INSTRUCTIONS

Touch Controls

The MINISO Open Ear Headphones feature intuitive touch controls on each earbud:

Action	Function
Single Tap (Left/Right)	Play/Pause Music, Answer/End Call
Double Tap (Right)	Next Track
Double Tap (Left)	Previous Track
Triple Tap (Left/Right)	Activate Voice Assistant
Long Press (2s) (Left/Right)	Reject Call
Long Press (3s) (Left/Right)	Power On/Off

Wearing the Headphones

Gently place the earhook over your ear, ensuring the speaker part rests comfortably near your ear canal without entering it. Adjust for a secure and comfortable fit.





Image: A man wearing the MINISO open-ear headphones, demonstrating the proper fit and comfort.

Usage Scenarios

These headphones are versatile for various daily activities:

- **Relaxation:** Enjoy your favorite audio content comfortably at home.
- **Calls:** Clear microphone quality ensures effective communication.
- **Sports:** Secure fit and IPX5 rating make them suitable for workouts and outdoor activities.
- **Work:** Stay focused while being aware of your office environment.



Images: Various scenarios demonstrating the use of MINISO headphones for relaxation, calls, sports, and work.

Official Product Videos

Your browser does not support the video tag.

Video: A demonstration of the MINISO Bluetooth 5.4 Headphones with the unique quicksand charging case, showcasing its features and design.

Your browser does not support the video tag.

Video: An overview of the MINISO Open Ear Headphones, highlighting their true wireless and Bluetooth 5.4 capabilities.

Your browser does not support the video tag.

Video: A detailed look at the MINISO Open Ear Earbuds, emphasizing their wireless design and Bluetooth 5.4 technology.

MAINTENANCE

Cleaning

Regularly clean your headphones and charging case to maintain optimal performance and hygiene. Use a soft, dry, lint-free cloth. Do not use abrasive cleaners, alcohol, or chemical solvents. For the earbuds, gently wipe the earhooks and speaker mesh. For the charging case, wipe the exterior and ensure the charging contacts are clean and dry.

Storage

When not in use, store the headphones in their charging case to protect them from dust, dirt, and damage. Store in a cool, dry place away from extreme temperatures and direct sunlight.

TROUBLESHOOTING

If you encounter issues with your MINISO Open Ear Headphones, refer to the following common solutions:

- **No Sound:**
 - Ensure headphones are charged.
 - Check Bluetooth connection and re-pair if necessary.
 - Adjust volume on both headphones and connected device.
- **Cannot Pair:**
 - Ensure headphones are in pairing mode (open case).

- Turn off and on Bluetooth on your device.
- Forget "MINISO MS185" from your device's Bluetooth list and try pairing again.
- Ensure no other devices are connected to the headphones.

- **Intermittent Connection:**

- Reduce distance between headphones and device.
- Avoid obstacles (walls, large objects) that may interfere with the signal.
- Minimize interference from other wireless devices.

- **Earbuds Not Charging:**

- Ensure earbuds are correctly seated in the charging case.
- Check if the charging case itself is charged.
- Clean the charging contacts on both earbuds and case.

SPECIFICATIONS

Feature	Detail
Model Name	MS185
Connectivity Technology	Wireless (Bluetooth 5.4)
Playtime	Up to 40 hours with charging case
Water Resistance	IPX5
Ear Placement	Open Ear
Control Type	Touch Control
Frequency Range	20 Hz to 20,000 Hz
Bluetooth Range	10 Meters
Item Weight	4.8 ounces
Color	Orange+Black

WARRANTY AND SUPPORT

For warranty information and customer support, please refer to the official MINISO website or contact your retailer. Keep your proof of purchase for any warranty claims.

For further assistance, you may visit the [MINISO Store on Amazon](#).

The MINISO brand logo, featuring the word "MINISO" in a bold, red, sans-serif font, centered within a white rounded rectangular box with a thin grey border.

Image: The MINISO brand logo.

