



[Manuals.plus](#) /

> [SANGMUCEN](#) /

> SANGMUCEN Twin Bed Frame HBF015W01 Instruction Manual

## SANGMUCEN HBF015W01

# SANGMUCEN Twin Bed Frame HBF015W01 Instruction Manual

Model: HBF015W01

## INTRODUCTION

---

This instruction manual provides detailed guidance for the assembly, operation, maintenance, and troubleshooting of your SANGMUCEN Twin Bed Frame, Model HBF015W01. This bed frame features a storage headboard with integrated charging station and RGB LED lights, under-bed storage, and a sturdy metal platform design that does not require a box spring. Please read this manual thoroughly before assembly and use to ensure proper function and safety.

## SAFETY INFORMATION

---

- Do not exceed the maximum weight capacity of **650 lbs**. Overloading can cause structural damage and injury.
- Be cautious of sharp edges during assembly and use. Handle all components with care.
- Always follow the assembly instructions carefully and ensure all fasteners are securely tightened before use.
- Keep electrical components (charging station, LED lights) dry and away from heat sources.
- Unplug the charging station from the power outlet when not in use or during cleaning.
- Ensure the bed frame is placed on a level surface to prevent instability.

## PACKAGE CONTENTS

---

Before beginning assembly, verify that all components listed below are present and undamaged. If any parts are missing or damaged, please contact customer support.

- Bed Frame Components (Alloy Steel)
- Headboard with Upholstered Backrest
- Bookcase/Storage Shelves
- Drawer with Wheels
- Power Station (2 standard outlets, 1 USB, 1 Type-C port)

- RGB LED Light Strip
- Installation Manual
- All necessary tools and hardware

## SETUP AND ASSEMBLY

---

Assembly of the SANGMUCEN Twin Bed Frame is designed to be straightforward. Please refer to the included detailed installation manual for step-by-step instructions, numbered parts, and diagrams. All required tools are provided.

1. **Unpack Components:** Carefully remove all parts from the packaging and lay them out on a clean, soft surface to prevent scratches. Verify all parts against the parts list in the separate installation manual.
2. **Assemble Bed Frame:** Follow the illustrated instructions to connect the main frame components. Ensure all bolts and screws are tightened securely. The robust metal slat structure provides support without the need for a box spring.
3. **Attach Headboard:** Secure the headboard to the bed frame according to the instructions.
4. **Install Storage Drawer:** Assemble the under-bed drawer and attach the wheels. The drawer is designed for easy access and storage.
5. **Integrate Power Station and LED Lights:** Install the power station into the designated slot in the headboard. Attach the RGB LED light strip as indicated in the manual and connect it to the power source.




Figure 1: Overall dimensions of the Twin Bed Frame. The frame measures 78.5 inches in length, 36.9 inches in width, and 40.9 inches in height at the headboard. Under-bed clearance is 11.8 inches, and the footboard height is 14.6 inches. The bed has a weight capacity of 650 lbs.

# Robust & Stable Construction



## Easy Assembly



## Non-Slip Design



## Sturdy Metal Structure Support




Figure 2: Details of the bed frame construction highlighting features such as easy assembly, a non-slip design for the mattress, and sturdy metal structure support for durability and stability.

## OPERATING INSTRUCTIONS

### A. Charging Station

The integrated headboard features a convenient charging station to power your electronic devices.

- **Power Outlets:** The headboard includes 2 standard power outlets for plugging in lamps, chargers, or other small appliances.
- **USB/Type-C Ports:** 1 USB port (5V/2.4A) and 1 Type-C port (5V/3A) are provided for direct charging of smartphones, tablets, and other compatible devices.
- **Usage:** Simply plug the bed frame's main power cord into a wall outlet. Then, connect your devices to the appropriate ports on the headboard.

# Storage Headboard With Charging Station



Figure 3: The headboard's built-in charging station, featuring two standard power outlets, one USB port, and one Type-C port for convenient device charging.

## B. RGB LED Lights

The RGB LED light strip integrated into the headboard offers customizable lighting options.

- **Control:** The LED lights can be controlled via a mobile application. Follow the instructions in the separate installation manual to download and set up the app on your smartphone or tablet.
- **Functions:** Through the app, you can customize colors (over 60,000 options), adjust brightness, select various dynamic modes, and set timing functions. Music sync and mic mode features are also available.




Figure 4: The RGB LED lights illuminating the headboard's storage shelves, controlled via a mobile application shown on a smartphone. The app allows for color, brightness, mode, and timing adjustments.



Figure 5: A visual representation of the mobile app interface used to control the RGB LED lights, displaying options for color selection, adjustable brightness, dynamic modes, music sync, and mic mode.

### C. Under-Bed Storage Drawer

The bed frame includes a drawer with wheels for convenient under-bed storage.

- **Access:** Simply pull the drawer out from under the bed using its handle. The wheels allow for smooth movement.
- **Capacity:** Use the drawer to store clothes, bedding, books, or other items, helping to keep your room organized.




Figure 6: The under-bed storage drawer, shown partially pulled out, demonstrating its capacity for storing various items and its wheeled design for easy access.

## MAINTENANCE

---

Regular maintenance will help prolong the life and appearance of your bed frame.

- **Cleaning:** Wipe the metal frame and headboard shelves with a soft, damp cloth. For the upholstered backrest, use a fabric cleaner suitable for the material, testing on an inconspicuous area first. Avoid harsh chemicals.
- **Fastener Check:** Periodically check all bolts and screws to ensure they remain tight. Re-tighten as necessary to maintain stability and prevent noise.
- **Electrical Components:** Keep the charging station and LED lights free from dust. Do not expose them to liquids.
- **Drawer Maintenance:** Ensure the drawer wheels are clean and free of debris for smooth operation.

## TROUBLESHOOTING

---

If you encounter any issues with your bed frame, refer to the following common problems and solutions:

| Problem                       | Possible Cause  | Solution  |
|-------------------------------|---|---|
| Bed frame is wobbly or noisy. | Loose fasteners.<br>Uneven floor.                         | Check and tighten all bolts and screws. Ensure the bed is on a level surface; use shims if necessary.   |
| Charging station not working. | Not plugged in.<br>Power outage.<br>Device compatibility. | Ensure the bed frame's power cord is securely plugged into a functional wall outlet. Check if the wall outlet has power. Verify your device is compatible with USB/Type-C charging. |

| Problem   | Possible Cause                       | Solution   |
|---|--------------------------------------|--|
| LED lights not turning on/off or changing colors. | Loose connection.<br>App issue.      | Check the LED light strip's connection to the power source. Restart the mobile app or your smartphone. Ensure Bluetooth is enabled on your device. |
| Drawer does not slide smoothly.                   | Debris in wheels.<br>Damaged wheels. | Clean any debris from the drawer wheels. If wheels are damaged, contact customer support for replacements.   |

## SPECIFICATIONS

---

Key specifications for the SANGMUCEN Twin Bed Frame HBF015W01:

- **Model:** HBF015W01
- **Size:** Twin
- **Color:** White
- **Frame Material:** Alloy Steel
- **Product Dimensions (L x W x H):** 2.08 x 1.01 x 0.96 Meters (approximately 81.9 x 39.8 x 37.8 inches)
- **Item Weight:** 21 Kilograms (approximately 46.3 lbs)
- **Weight Capacity:** 650 Pounds
- **Special Features:** Charging Station (2 standard outlets, 1 USB, 1 Type-C), RGB LED Lights, Under-Bed Storage Drawer, Upholstered Headboard, No Box Spring Needed, Noise-Free Design.
- **Assembly Required:** Yes

## WARRANTY

---

SANGMUCEN products are manufactured with quality and durability in mind. For specific warranty details regarding your HBF015W01 Twin Bed Frame, please refer to the warranty information provided in your product packaging or contact SANGMUCEN customer support directly. Keep your proof of purchase for warranty claims.

## CUSTOMER SUPPORT

---

If you have any questions, require assistance with assembly, or need to report missing/damaged parts, please contact SANGMUCEN customer support. You can typically find contact information on the brand's official website or within your product packaging.

Manufacturer: SENYEEINTERNATIONALCO.,LIMITED