

## BIRDLEGEND BL01

# BIRDLEGEND® BL01 Smart Bird Feeder with Camera User Manual

Model: BL01

## 1. INTRODUCTION

Thank you for choosing the BIRDLEGEND® BL01 Smart Bird Feeder with Camera. This device combines a traditional bird feeder with advanced technology, offering a unique birdwatching experience. Featuring a 1080P HD camera, AI bird identification, solar power, and real-time notifications, it allows you to observe and interact with local wildlife directly from your smartphone. This manual provides essential information for the proper setup, operation, and maintenance of your bird feeder.



*The BIRDLEGEND BL01 Smart Bird Feeder with Camera, showcasing its solar panel, integrated camera, seed compartment, and optional water and suet feeders. A cardinal is perched on the feeder.*

## 2. WHAT'S IN THE BOX

Please verify that all components are present before proceeding with installation:

- Bird Feeder Camera x1
- 64GB TF Card x1
- Mounting Accessories (screws, anchors, straps)
- Suet ball/Fruit Feeder x1
- Water Feeder x1
- User Manual x1

## 3. SETUP GUIDE

### 3.1 Initial Charging

The bird feeder is equipped with a 5200mAh battery and dual solar panels for continuous power. For optimal performance, ensure the device receives direct sunlight. If temperatures drop below 32°F (0°C), it is

recommended to bring the camera indoors for charging to prevent battery damage.



*Diagram showing the two solar panels on the feeder's roof charging the internal 5200mAh battery, with an additional image of the camera being charged indoors.*

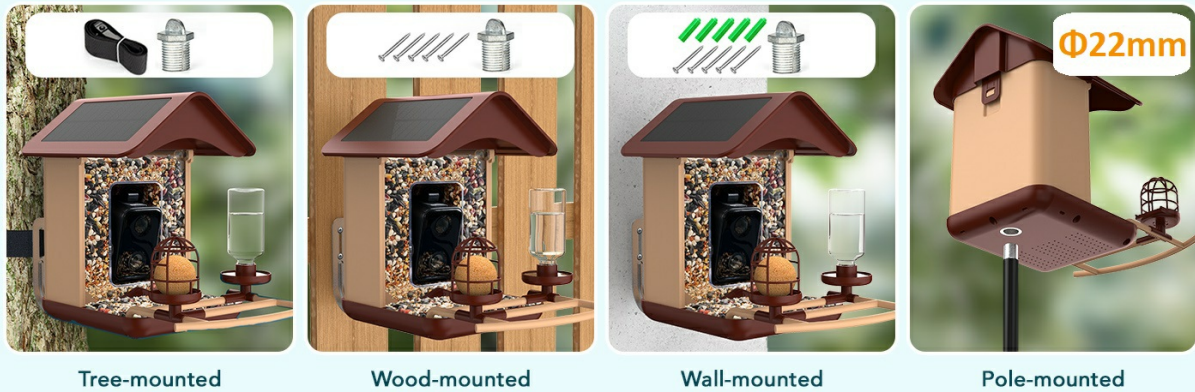
### 3.2 Mounting Options

The BIRDLEGEND BL01 offers flexible mounting options to suit various outdoor environments. Choose a location with clear visibility and good sunlight exposure for the solar panels.

- **Tree-mounted:** Use the provided straps to secure the feeder to a tree trunk.
- **Wood-mounted:** Attach to a wooden fence or post using screws.
- **Wall-mounted:** Secure to an exterior wall with screws and anchors.
- **Pole-mounted:** The feeder is compatible with standard  $\Phi 22\text{mm}$  poles (pole not included).



## Install Anywhere in Your Yard



A diagram illustrating various mounting options: Tree-mounted, Wood-mounted, Wall-mounted, and Pole-mounted, showing how to 'Install Anywhere in Your Yard'.

### 3.3 App Installation and Connection

Download the 'Bird Lover' app from your device's app store. Follow the in-app instructions to connect your feeder to a 2.4GHz Wi-Fi network. Note that 5GHz Wi-Fi is not supported.

## Lots of Fun in Smart App

Free Bird Species Recognition

Free Bird Visit Alerts

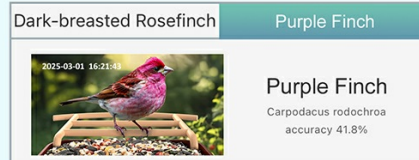
Free Auto Squirrel Siren

Free Live Stream

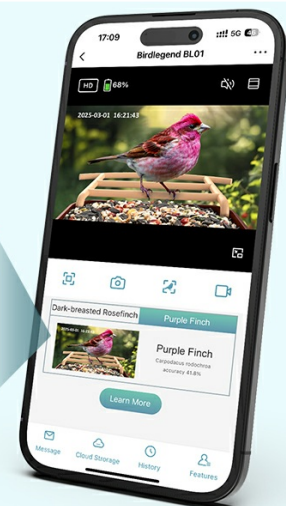


Download on the  
App Store

Get it on  
Google play



Learn More



A screenshot of the 'Bird Lover' app interface, showcasing features like Free Bird Species Recognition, Visit Alerts, Auto Squirrel Siren, and Live Stream, with a detected Purple Finch.

## 4. OPERATING INSTRUCTIONS

### 4.1 AI Bird Identification and Notifications

The BIRDLEGEND BL01 features free AI technology that identifies over 10,000 bird species with high accuracy. When a bird visits, the camera automatically detects and captures images/videos, sending instant notifications to your 'Bird Lover' app.

# Powerful **Free** AI Forever



Blue Jay

Cardinal



**[AI] 10000 +**  
Bird Species

**90% +**  
High Accuracy

*An illustration highlighting the AI bird identification feature, showing a Blue Jay and a Cardinal being recognized with over 10,000 species and 90%+ accuracy.*

# Never Miss a Bird's Coming

Auto-capture & Real-Time Notification



Bird Lover

2

Just now

Here come the bird!



*A smartphone screen displaying a 'Bird Lover' app notification: 'Here come the bird!', with a bird in flight over the feeder.*

## 4.2 Live View and Recording

Access 1080P high-definition live video streams of your feeder through the app. The camera features a 130° wide-angle lens and night vision capabilities (up to 8m). The included 64GB TF card provides ample local storage for captured videos and images. Cloud storage is also available via subscription.



## Bird Watching Up Close

- Finch
- Cardinal
- Blue Jay
- Other Birds



*A collage of close-up bird images (Finch, Cardinal, Blue Jay) on the feeder, emphasizing the detailed bird watching experience.*

### 4.3 Squirrel Deterrence

The feeder includes features to deter squirrels. You can activate an automatic siren or a manual siren through the app to discourage unwanted visitors.



*An image showing a squirrel near the feeder, with icons indicating 'Auto Siren' and 'Manual Siren' features to deter pests.*

## 4.4 Device Sharing

Share access to your bird feeder's live feed and captured moments with family and friends. The device supports up to 3 users online simultaneously.

# Support 3 Users Online From Anywhere

## Share Your Device & Videos

 64GB TF Card Included



*An image depicting multiple users across different locations viewing the bird feeder's live feed on their smartphones, illustrating the device sharing capability.*

## 4.5 DIY Add-ons

Enhance your feeder with the included suet ball holder and water feeder. These accessories allow you to offer a wider variety of food and water, attracting more diverse bird species.





## Feed Birds in All Seasons

Suet Ball + Water Feeder


*A detailed view of the feeder's side attachments, including a suet ball holder and a water feeder, indicating its ability to 'Feed Birds in All Seasons'.*

## 5. MAINTENANCE

### 5.1 Cleaning the Feeder

Regular cleaning is essential for bird health and feeder longevity. The camera module is removable for easy cleaning of the seed compartment and tray. Always unplug the device and remove the camera before cleaning.

### Easy to Clean-Camera Removable



*A two-panel image showing the ease of cleaning, with the camera removed and a brush cleaning the seed tray, highlighting 'Easy to Clean-Camera Removable'.*

### 5.2 Safety Guidelines

Always follow local regulations and guidelines for feeding wildlife. Dispose of the product and its components in accordance with local recycling regulations.

## 6. TROUBLESHOOTING

If you encounter issues with your BIRDLEGEND BL01 Smart Bird Feeder, please refer to the following common solutions:

- **Connectivity Issues:** Ensure your Wi-Fi network is 2.4GHz. Check the signal strength at the feeder's

location. Restart your router and the feeder camera.

- **No Notifications:** Verify app permissions for notifications on your smartphone. Check the app settings to ensure notifications are enabled.
- **Poor Image/Video Quality:** Ensure the camera lens is clean. Check for obstructions in front of the camera. Ensure adequate lighting for optimal daytime recording; night vision activates automatically in low light.
- **Battery Not Charging:** Confirm the solar panels are receiving direct sunlight. If temperatures are consistently below 32°F (0°C), bring the camera indoors for charging.
- **AI Identification Inaccuracy:** While the AI is highly accurate, environmental factors or unusual bird postures can sometimes affect identification. Ensure clear, unobstructed views of the birds.

For further assistance, please consult the official BIRDLEGEND support resources.

## 7. SPECIFICATIONS




Feature	Detail
Brand	BIRDLEGEND
Model Number	BL01
Target Species	Oriole, Blue Jay, Cardinal, etc.
Recommended Uses	Seed/Nut/Suet Balls/Fruit/Water
Material	ABS+PC
Special Features	Free AI identification, Bird arrival alerts, 1080P, IP67 Weatherproof, Support 2.4G Wifi (not for 5G)
Mounting Type	Wall/Fence/Tree/Pole Mounting
Product Dimensions	9.93"L x 8.02"W x 14.63"H
Power Source	Solar Powered+Battery Powered
Included Components	Bird Feeder Camera x1, 64GB TF Card, Mounting Accessories, Suet ball/Fruit Feeder x1, Water Feeder x1, User Manual x1
Capacity	3.3 Pounds
Item Weight	2.5 Pounds

## 8. WARRANTY AND SUPPORT

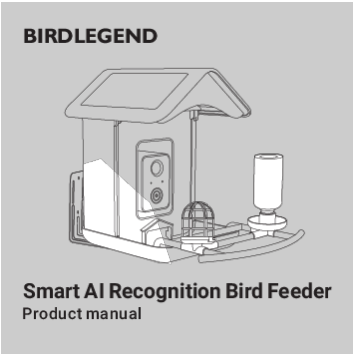
For detailed warranty information and customer support, please refer to the official BIRDLEGEND website or contact their customer service directly. A digital version of this user manual is available for download [here](#).



Related Documents - BL01

	<p><a href="#">BIRDLEGEND Smart AI Recognition Bird Feeder Product Manual</a></p> <p>This manual provides comprehensive instructions for the BIRDLEGEND Smart AI Recognition Bird Feeder, covering setup, specifications, app connection, installation, charging, and frequently asked questions.</p>
	<p><a href="#">BIRDLEGEND Smart AI Recognition Bird Feeder Product Manual</a></p> <p>This manual provides comprehensive instructions for the BIRDLEGEND Smart AI Recognition Bird Feeder, covering setup, specifications, app connection, installation, charging, and frequently asked questions.</p>
	<p><a href="#">PowerGlow BL01 User Manual: Alarm Clock, Bluetooth Speaker, and Night Light</a></p> <p>Comprehensive user manual for the PowerGlow BL01, detailing setup, features, alarm functions, Bluetooth connectivity, lighting modes, sleep timer, and safety warnings for this versatile alarm clock speaker.</p>

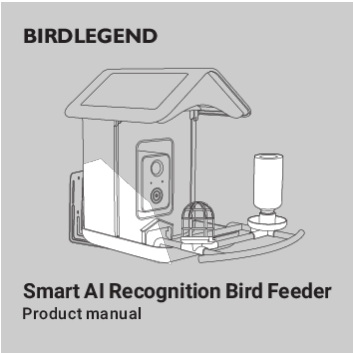
Documents - BIRDLEGEND – BL01



[BIRDLEGEND Smart AI Recognition Bird Feeder Product Manual](#)

This manual provides comprehensive instructions for the BIRDLEGEND Smart AI Recognition Bird Feeder, covering setup, specifications, app connection, installation, charging, and frequently asked questions.

lang:en score:28 filesize: 3.51 M page\_count: 24 document date: 2025-03-15



[\[pdf\] User Manual Specifications](#)

Smart AI Recognition Bird Feeder BIRDLEGENDSolar panel and USB cable 5200 mAh Rechargeable Lithium Ion Battery 2 0MegaPixels Photos 1080P HD Live Stream Video 20°C to 45°C WiFi 4GHzC1j1hUxTt4Lm media amazon images I C1j1hUxTt4L |||

BIRDLEGEND Smart AI Recognition Bird Feeder Product manual CONTENT Warm tips..... .. arging Battery Resolution Operating Temperature Wireless Type Field of View Dimension Power Supply **BL01** Solar panel and USB cable 5200 mAh Rechargeable Lithium-Ion Battery 2.0MegaPixels Photos and 10...

lang:en score:21 filesize: 4.48 M page\_count: 24 document date: 2025-06-03