

GROWNSY A01

GROWNSY Fast Baby Bottle Warmer A01 Instruction Manual

Model: A01

INTRODUCTION

Thank you for choosing the GROWNSY Fast Baby Bottle Warmer A01. This versatile 12-in-1 device is designed to simplify your daily feeding routine by offering multiple functions including fast steam warming, gentle water bath warming, defrosting, food heating, sterilizing, and egg boiling. Please read this manual thoroughly before use to ensure proper operation and maintenance.

IMPORTANT SAFETY INFORMATION

- Always keep the appliance out of reach of children.
- Do not immerse the main unit in water or other liquids.
- Ensure the voltage specified on the appliance matches your local power supply before connecting.
- Unplug the appliance from the power outlet when not in use and before cleaning.
- Do not operate the appliance if the cord or plug is damaged, or if the appliance malfunctions.
- Use only distilled water or purified water to prevent mineral buildup and ensure optimal performance.
- Exercise caution when handling hot components or steam. Always use the anti-scald basket.
- Do not place the appliance on or near hot gas or electric burners, or in a heated oven.
- This appliance is for household use only.

PACKAGE CONTENTS

- GROWNSY Fast Baby Bottle Warmer A01 Main Unit
- Anti-scald Basket
- Lid
- Instruction Manual

PRODUCT OVERVIEW

The GROWNSY Fast Baby Bottle Warmer A01 features a user-friendly control panel with an LED display, dual warming chambers, and a removable anti-scald basket for safe handling.



Image: Front view of the GROWSNY Fast Baby Bottle Warmer A01, displaying its digital interface and two bottles placed in the warming chamber.

12-in-1 Multi-Function

Meets all your daily feeding and warming needs



Fast Steam Warming



Nutri-water Bath Warming



24H Keep Warm



Defrost



Sterilize



Food Heating



Egg Boiling



Adjustable Temp



Night Light



Anti-Scald Basket



Adjustable Timer



Large Capacity

Image: Diagram illustrating the 12-in-1 multi-function capabilities of the GROWSNY bottle warmer, including Fast Steam Warming, Nutri-water Bath Warming, 24H Keep Warm, Defrost, Sterilize, Food Heating, Egg Boiling, Adjustable Temp, Night Light, Anti-Scald Basket, Adjustable Timer, and Large Capacity.

SETUP

1. Unpack all components and remove any packaging materials.
2. Wipe the main unit with a damp cloth. Wash the anti-scald basket and lid with warm soapy water, then rinse thoroughly.
3. Place the warmer on a stable, flat, heat-resistant surface.

4. Ensure the power cord is securely plugged into a grounded electrical outlet.
5. Add purified or distilled water to the warming chamber, ensuring it does not exceed the maximum fill line.

OPERATING INSTRUCTIONS

General Operation

Press the power button to turn on the device. The LED display will illuminate. Use the '+' and '-' buttons to adjust temperature or time settings. Select desired functions using the mode buttons.

Specific Functions

Fast Steam Warming: Ideal for quickly heating formula or baby food. Place the bottle or food jar in the anti-scald basket, add water to the chamber (refer to manual for specific water levels), select the 'Fast Steam' mode, and set the desired temperature/time. The device will rapidly heat the contents using steam.



Image: The GROWSNY bottle warmer in Fast Steaming mode, showing steam rising around bottles in the chamber.

Nutri-Water Bath Warming: Designed for gently warming breast milk to preserve nutrients. Place the breast milk bottle or bag in the anti-scald basket, add water to the chamber (ensuring water level is below the bottle opening), select 'Nutri-Water Bath' mode, and set the desired temperature (typically 40°C/104°F for breast milk).



Image: The GROWSNY bottle warmer operating in Nutri-Water Bath mode, showing bottles submerged in warm water.

24-Hour Keep Warm: Activates a continuous warming cycle to maintain a set temperature for up to 24 hours. This is useful for keeping water or milk at a ready-to-use temperature for nighttime feedings.

Defrost: Gently thaws frozen breast milk or baby food. Place the frozen item in the anti-scald basket, add water, select 'Defrost' mode, and the warmer will slowly bring the contents to a safe temperature.

Food Heating: Heats baby food jars or pouches. Place the food container in the anti-scald basket, add water, select 'Food Heating' mode, and set the desired temperature. Ensure food is stirred before serving to check for even heating.



Image: The GROWSNY bottle warmer with baby food jars placed inside for heating.

Egg Boiling: A unique function for boiling eggs. Place eggs in the anti-scald basket, add water, select 'Egg Boil' mode, and the device will cook the eggs. Refer to the manual for recommended water levels and cooking times for different egg consistencies.




Image: The GROWSNY bottle warmer with eggs placed in the basket for boiling.

Sterilize: Uses high-temperature steam to sterilize bottles, pacifiers, and small accessories. Place items in the anti-scald basket, add water, select 'Sterilize' mode. The device will generate steam to sanitize the items.

360° Complete High-Temp Steam Steri-lization

Protects your baby's delicate digestive system



Image: The GROWSNY bottle warmer demonstrating 360-degree high-temperature steam sterilization, with steam circulating around bottles.

Night Light: The built-in night light provides soft illumination for easier nighttime feedings without disturbing your baby. Activate or deactivate this feature via the dedicated button on the control panel.

MAINTENANCE AND CLEANING

1. Always unplug the appliance and allow it to cool completely before cleaning.
2. Wipe the exterior of the main unit with a damp cloth. Do not use abrasive cleaners or immerse the unit in water.

- 3. Wash the anti-scald basket and lid with warm soapy water and rinse thoroughly. These parts are typically dishwasher-safe on the top rack.
- 4. To descale the heating plate (if mineral deposits occur), mix 50ml of white vinegar with 100ml of cold water. Pour the solution into the warming chamber and let it stand for 30 minutes. Do not turn on the appliance. Pour out the solution and rinse the chamber thoroughly with clean water.
- 5. Ensure all parts are completely dry before storing or next use.

TROUBLESHOOTING



Problem	Possible Cause	Solution
Appliance does not turn on.	Not plugged in; power outage; faulty outlet.	Check power connection; test outlet with another device; contact customer support if issue persists.
Milk/food not warming.	Insufficient water; incorrect mode selected; lid not properly closed.	Add water to appropriate level; select correct warming mode; ensure lid is sealed.
Excessive mineral buildup.	Using tap water; infrequent descaling.	Use distilled or purified water; perform descaling as per maintenance instructions.
Beeping continuously.	Cycle complete; low water level.	Remove bottle/food; add water if low water indicator is on.

SPECIFICATIONS

- **Model:** A01
- **Product Dimensions:** 9.06 x 5.12 x 11.02 inches
- **Material Composition:** Plastic
- **Item Weight:** 2.86 pounds
- **Power:** (Refer to product label for specific voltage and wattage)
- **Functions:** Fast Steam Warming, Nutri-Water Bath Warming, 24-Hour Keep Warm, Defrost, Food Heating, Egg Boiling, Sterilize, Night Light, Adjustable Temp, Anti-Scald Basket, Adjustable Timer, Large Capacity.

WARRANTY AND SUPPORT

For warranty information, technical support, or service inquiries, please refer to the warranty card included with your product or contact GROWSNY customer service directly. Contact details can typically be found on the official GROWSNY website or on the product packaging.

	<p>A01 2.4G Wireless Headphone Quick Start Guide</p> <p>This guide provides instructions for setting up and using the A01 2.4G Wireless Headphone, including Bluetooth and 2.4G modes, controls, LED indicators, and specifications.</p>
	<p>GROWNSY Baby Bottle Warmer: User Guide and Operating Instructions</p> <p>Comprehensive guide to using the GROWNSY 6-in-1 and 8-in-1 baby bottle warmer. Learn how to heat, defrost, sterilize, and keep milk and food warm with precise temperature control and timer functions.</p>




[GROWNSY W2 Double Bottle Warmer: Fast Warming & Sterilization Guide](#)

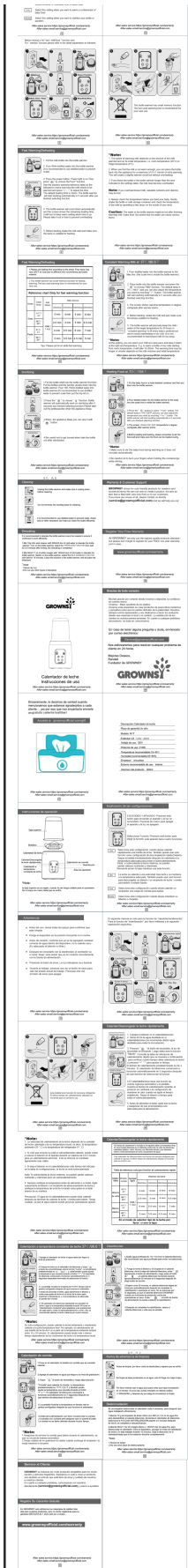
Reference chart and instructions for the GROWNSY W2 Double Bottle Warmer, detailing fast warming, constant warming, and food heating times for various bottle types and capacities. Includes sterilization and descaling information.



[GROWNSY Bottle Warmer User Manual and Instructions](#)


Comprehensive guide to using the GROWNSY Bottle Warmer, including features like fast warming, 24-hour warming, food warming, and sterilization. Learn about setup, operation, maintenance, and troubleshooting.

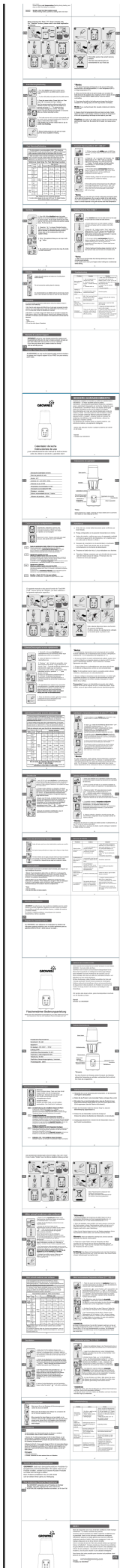




[Grownsy Bottle Warmer: User Manual and Operating Guide](#)

Explore the features and functions of the Grownsy bottle warmer, including fast milk warming, sterilization, and food heating. This guide provides essential instructions for parents.





[GROWNSY Bottle Warmer: User Manual, Instructions, and Troubleshooting](#)

Comprehensive user manual for the GROWNSY Bottle Warmer (Model N1T), providing instructions on fast warming, constant warming, food heating, sterilization, and troubleshooting. Learn how to use your bottle warmer safely and effectively.

