

AsperX AX1013

AsperX Magnetic Power Bank

MODEL: AX1013

Brand: AsperX

Introduction

The AsperX Magnetic Power Bank is a versatile portable charger designed to provide convenient and fast charging for your mobile devices. Featuring both magnetic wireless charging and wired USB-C output, it offers flexible power solutions for various devices, including iPhone 16/15 series, AirPods, and other USB-C enabled devices. Its compact design and robust safety features make it an ideal companion for daily use and travel.



Image: The AsperX Magnetic Power Bank in white, displaying its product name and model number on the back.

What's in the Box

- 10000mAh Magnetic Power Bank x 1

- USB-C Charging Cable x 1
- User Manual x 1

Setup

Initial Charging of the Power Bank

Before first use, fully charge your AsperX Magnetic Power Bank. Connect the provided USB-C charging cable to the power bank's USB-C input port and plug the other end into a compatible USB power adapter (not included). The digital display will show the charging progress.

Power On/Off and Battery Check

Press the power button located on the side of the power bank to turn it on and activate the digital display. The display shows the exact remaining power percentage. Press the button again to turn off the display or to initiate charging if it doesn't start automatically.




Image: A detailed diagram highlighting the magnetic wireless charging area, digital display screen, power button, and the built-in Type-C cable with its input/output specifications.

Operating Instructions

Magnetic Wireless Charging

For magnetic wireless charging, simply align your iPhone 16/15/14/13/12 Series device or compatible AirPods case with the magnetic charging area on the power bank. The power bank supports 5W, 7.5W, and 15W wireless charging. Ensure your device is MagSafe compatible or uses a MagSafe-compatible case for optimal magnetic attachment.

Powerful Magnetic



Image: A hand holding an iPhone with the AsperX Magnetic Power Bank magnetically attached to its back, showcasing the strong magnetic connection.

Use with Magnetic Cases



Magnetic Cases



Non-Magnetic



Image: A visual guide demonstrating how to use the power bank with magnetic phone cases for secure attachment, and showing that it does not attach to non-magnetic phones.

Wired Charging

The power bank features a built-in USB-C charging cable for convenient wired charging. Simply pull out the integrated USB-C cable and connect it to your compatible iPhone or Type-C device. The USB-C ports support Power Delivery up to 22.5W, enabling fast charging for a wide range of devices, including Quick Charge 3.0 compatible devices.

Charge Your Way, Wired or Wireless

Compatible with iPhone 12 / 13 / 14 / 15 / 16 Series, for Samsung S22 S21, huawei, xiaomi

15W
Max

Wireless Charge

22.5W
Max

USB-C Charge



Note: The charging power depends on the phone model. For the iPhone series, wireless charging can only reach 7.5W, and wired charging can only reach 20W.

Image: A graphic illustrating the difference between 15W Max Wireless Charge and 22.5W Max USB-C Charge, showing compatibility with various iPhone models, Huawei, and Xiaomi devices.

Digital Display and Charging Indicator

The clear smart LED digital power display allows you to clearly see the exact remaining power. A green PD fast charging symbol indicates when fast charging is active. Note that slight heating due to efficiency losses in the conversion circuit is normal during operation.

Multi-Device Charging

The power bank can charge multiple devices simultaneously using both wireless and wired connections. This makes it suitable for various scenarios, such as travel, vacation, or camping, ensuring your devices remain powered throughout the day.



Image: A person on a beach chair with a phone and tablet charging from the power bank, illustrating its use for multi-device charging during outdoor activities.

Maintenance

To ensure the longevity and optimal performance of your AsperX Magnetic Power Bank, follow these maintenance guidelines:

- **Cleaning:** Use a soft, dry cloth to wipe the surface of the power bank. Avoid using harsh chemicals or abrasive materials.
- **Storage:** Store the power bank in a cool, dry place away from direct sunlight, extreme temperatures, and humidity.

- **Handling:** Avoid dropping the power bank or subjecting it to strong impacts.
- **Charging Cycles:** For optimal battery health, it is recommended to fully discharge and recharge the power bank periodically.

Troubleshooting

Power Bank Not Charging

- Ensure the USB-C charging cable is securely connected to both the power bank and the power adapter.
- Verify that the power adapter is functioning correctly and connected to a live power outlet.
- Try using a different USB-C cable or power adapter.

Device Not Charging / Slow Charging

- **Wireless Charging:** Ensure your device is properly aligned with the magnetic charging area. Remove any non-MagSafe cases that might interfere with the magnetic connection or charging efficiency.
- **Wired Charging:** Ensure the built-in USB-C cable is fully inserted into your device's charging port.
- Check if your device supports the power bank's charging speeds.
- **Multiple Devices:** Charging multiple devices simultaneously may reduce the charging speed for individual devices.

Device Stops Charging at 80% (iPhone Specific)

Your iPhone may stop charging at 80% to protect the battery. This can happen if it gets too warm during charging as part of iOS 17's thermal control strategy. This is a normal function of your iPhone and not an issue with the power bank.

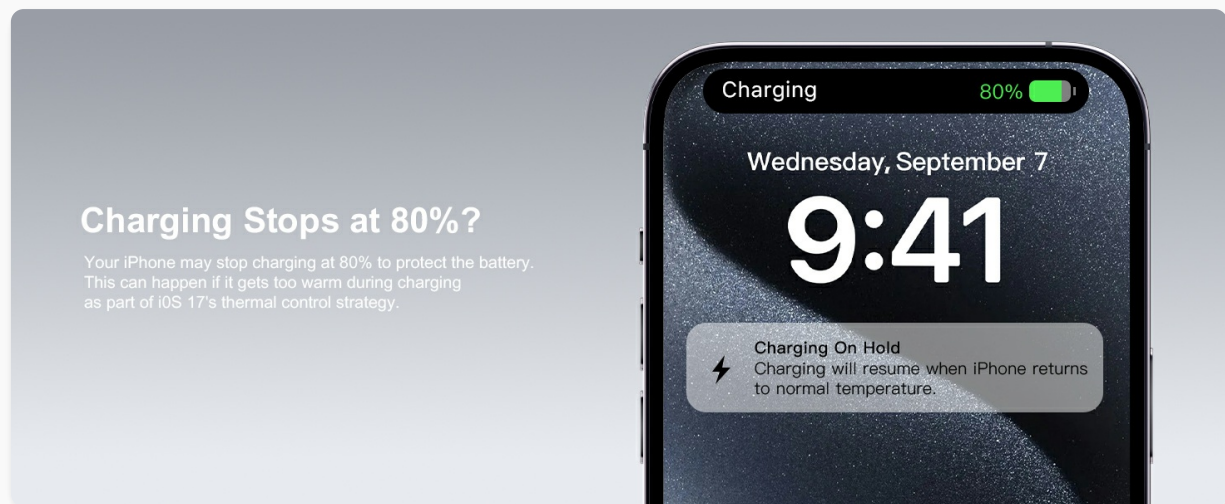


Image: An iPhone screen showing a 'Charging On Hold' notification, explaining that charging will resume when the iPhone returns to normal temperature, a feature of iOS 17's thermal control.

Overheating

The AsperX Magnetic Power Bank is equipped with superior safety features including overcharge, over-current, short-circuit, and high-temperature protection. If the power bank or your device feels excessively hot, disconnect it immediately and allow it to cool down before resuming use.

Superior Safety



Over Charge
Protection



Over Voltage
Protection



Over Discharge
Protection



Short-circuit
Protection



High Temperature
Protection



Image: A graphic detailing the superior safety features of the power bank, including protections against overcharge, over voltage, over discharge, short-circuits, and high temperatures.

Specifications

Feature	Specification
Model Number	AX1013
Battery Capacity	10,000 mAh
Wireless Output	5W, 7.5W, 15W Max

USB-C Output (PD)	Up to 22.5W
Product Dimensions	4.33 x 2.72 x 0.67 inches
Item Weight	6.4 ounces
Battery Type	1 Lithium Polymer battery (included)
Special Features	Digital Display, Built-in Cable, Pocket Size, Fast Charging, Wireless Charging
Color	White
Manufacturer	AsperX
Country of Origin	China

Warranty and Support

AsperX is committed to providing high-quality products and excellent customer service. Your AsperX Magnetic Power Bank comes with a **2-Year Technical Support**. For any technical assistance or inquiries, please contact AsperX professional technical support. We are dedicated to offering friendly and responsive customer service.



Image: A graphic highlighting the 2-Year Technical Support provided by AsperX.

OUR SERVICE

180 DAYS



After-sales Service

24 HOUR



Customer Support

FASTER






Shipping By Amazon

Image: A graphic outlining AsperX's service commitments, including 180 days after-sales service, 24-hour customer support, and faster shipping by Amazon.

© 2025 AsperX. All rights reserved.

Related Documents

	<p>ASPERX AXP200 Power Bank User Manual</p> <p>Comprehensive user manual for the ASPERX AXP200 portable power station. Learn about its 192Wh capacity, 200W max output, multiple charging options (solar, AC via USB-C), device charging capabilities, LED light functions, and essential safety guidelines.</p>
	<p>AsperX 10000mAh Portable Charger User Manual</p> <p>User manual for the AsperX 10000mAh Portable Charger, covering specifications, charging instructions, cautions, warranty, and FAQs in multiple languages.</p>
	<p>ASPERX AX1013 Wireless Portable Charger User Manual</p> <p>Comprehensive user manual for the ASPERX AX1013 Wireless Portable Charger, detailing features, safety precautions, and operating instructions.</p>

ASPERX

POWER BANK

Model : AXP200


User Manual

Please read this manual before using the product and keep it for future reference.

[ASPERX AXP200 Power Bank User Manual](#)

Comprehensive user manual for the ASPERX AXP200 Power Bank, detailing specifications, charging methods, safety guidelines, and operational features.

Documents - AsperX – AX1013



[Asperx AX1013 User Manual: Operation and Specifications](#)

Official user manual for the Asperx AX1013 device, covering setup, features, operation, troubleshooting, and technical specifications. Includes safety guidelines.
lang: score:32 filesize: 14.08 M page_count: 1 document date: 2025-08-07