

Bburago Ferrari 499P 24H Le Mans Champion 2024 #50

Bburago Ferrari 499P 24H Le Mans Champion 2024 #50 1:24 Scale Diecast Car Instruction Manual

Model: Ferrari 499P 24H Le Mans Champion 2024 #50

Brand: Bburago

1. INTRODUCTION

This instruction manual provides essential information for the Bburago Ferrari 499P 24H Le Mans Champion 2024 #50 1:24 Scale Diecast Car. Please read this manual thoroughly to understand the product's features, proper handling, and care to ensure its longevity and display quality.

2. SAFETY INFORMATION

This diecast model is intended for adult collectors and is not suitable for children under 14 years of age. It contains small parts that may pose a choking hazard. Handle with care to avoid damage to the model or injury.

3. PRODUCT OVERVIEW

The Bburago Ferrari 499P 24H Le Mans Champion 2024 #50 is a meticulously crafted 1:24 scale diecast replica. This model celebrates Ferrari's victory at the 24 Hours of Le Mans 2024, featuring faithful paint finish and sporty details. It is designed for collectors and enthusiasts of long-distance racing and the Ferrari brand.



Figure 1: Front-side view of the Bburago Ferrari 499P #50 diecast model.

4. FEATURES

- **Authentic Replica:** Official 1:24 scale model of the Ferrari 499P #50, winner of the 24 Hours of Le Mans 2024.
- **Detailed Design:** Features a faithful paint finish and intricate sporty details, replicating the original race car.
- **Opening Doors:** The model includes functional opening doors for enhanced realism and display options.
- **High-Quality Construction:** Made from diecast metal with plastic parts, ensuring durability and a premium feel.



Figure 2: Front 3/4 view of the diecast model with its doors open, showcasing interior access.



Figure 3: Detailed front view of the Ferrari 499P #50 diecast model.



Figure 4: Detailed rear view of the Ferrari 499P #50 diecast model.

5. SETUP

The Bburago Ferrari 499P diecast model comes pre-assembled and ready for display. No assembly is required. Simply remove the model from its packaging carefully.

5.1 Unboxing

1. Carefully open the product packaging.
2. Remove the diecast model from its protective casing.
3. Inspect the model for any visible damage or defects.



Figure 5: The Bburago Ferrari 499P #50 diecast model shown in its retail packaging.

6. OPERATING THE MODEL

This diecast model is primarily for display. While it features opening doors, it is not designed for rough play. The wheels are functional, allowing the model to roll smoothly on flat surfaces.

6.1 Opening Doors

- Gently lift the door handles to open the doors.
- Avoid forcing the doors open or closed to prevent damage to the hinges or paintwork.

7. MAINTENANCE

Proper maintenance will preserve the appearance and condition of your diecast model.

7.1 Cleaning

- Use a soft, dry cloth to gently wipe away dust from the model's surface.
- For stubborn dirt, slightly dampen the cloth with water. Avoid harsh chemicals or abrasive cleaners, as these can damage the paint and decals.

7.2 Storage

- Store the model in a cool, dry place away from direct sunlight to prevent fading of colors and degradation of materials.
- Keep the model in its original packaging or a display case to protect it from dust and accidental damage.

8. TROUBLESHOOTING

Most issues with diecast models are related to handling or environmental factors.

8.1 Loose Parts

- If a small part becomes loose, attempt to reattach it gently. For delicate parts, a small amount of model-safe adhesive may be used, but this should be done with caution to avoid damaging the finish.

8.2 Paint or Decal Damage

- Minor paint chips or decal damage are generally not repairable without specialized tools and paints. Preventative care is the best approach.

9. SPECIFICATIONS

Product Dimensions	8.27 x 3.15 x 2.36 inches
Item Weight	12 ounces
Scale	1:24
Model Number	18-26307
Recommended Age	14 years and up
Manufacturer	MAY CHEONG GROUP



Figure 6: Visual representation of the diecast model's dimensions.

10. WHAT'S IN THE BOX

- 1 diecast model in scale 1:24 FERRARI 499P 2024 24h LeMans Champion (No. 50)

11. PRODUCT VIDEOS

This video provides a detailed look at the Ferrari 499P #50 Le Mans Champion Racing Car Model, highlighting its design and features.


Bburago Ferrari 499P 24h LE MANS Racing Car



An overview video showcasing the Bburago Ferrari 499P 24h Le Mans Racing Car, emphasizing its scale and collectible nature.

12. WARRANTY AND SUPPORT

For any inquiries regarding your Bburago diecast model, please refer to the manufacturer's official website or contact their customer support. Specific warranty details may vary by region and retailer. Keep your proof of purchase for any warranty claims.

Related Documents - Ferrari 499P 24H Le Mans Champion 2024 #50

	<p>Tamiya 1/24 Ferrari FXX Model Kit Assembly Guide</p> <p>Comprehensive assembly instructions and painting guide for the Tamiya 1/24 scale Ferrari FXX model kit. Includes detailed steps, recommended tools, paints, and safety information for building this high-performance sports car replica.</p>
	<p>Ferrari 499P 2.4GHz RC Car - Instruction Manual JAMARA</p> <p>Official instruction manual for the JAMARA Ferrari 499P 2.4GHz remote control car (Model No. 402170). Learn about setup, operation, safety, and maintenance.</p>
	<p>Burago 1/41 Bluetooth RC Ferrari 499P User Manual and Safety Information</p> <p>This document provides instructions and safety guidelines for the Burago 1/41 Bluetooth RC Ferrari 499P, including setup, operation, and battery care. It also includes regulatory compliance information.</p>
	<p>Maisto 2.4GHz R/C Radio Control Vehicles - User Manual</p> <p>User manual for Maisto 2.4GHz R/C Radio Control Vehicles, including instructions on charging, battery installation, operation, performance tips, and safety precautions. Covers models 82531, 82532, 82533, 82535.</p>

 The image shows the cover of the Champion CHKV210 Kitchen Scale User Manual. At the top left is the 'CHAMPION' logo. Below it, the model number 'CHKV210' and 'USER MANUAL' are printed. The central image is a photograph of the silver kitchen scale with three red tomatoes on its weighing platform. To the left of the scale, there is a vertical list of icons and labels: a battery icon for 'Battery', a scale icon for 'Scale', a tare icon for 'Tare', and a unit icon for 'Unit'. At the bottom, there is a small text line that reads 'Please read this manual carefully before use'.	<p>Champion CHKV210 Kitchen Scale User Manual</p> <p>Comprehensive user manual for the Champion CHKV210 kitchen scale, covering safety precautions, battery information, general weighing operation, tare function, warranty, and disposal instructions.</p>
 The image shows the cover of the LGK590 Peugeot 9X8 24H Le Mans Hybrid Hypercar 42156 Building Instructions. The cover features a dark background with a glowing yellow and blue Peugeot 9X8 race car. The text 'LGK590' is prominently displayed in yellow at the top left, and 'Peugeot 9X8 24H Le Mans Hybrid Hypercar 42156' is written in white below it. The 'LEGO' logo is visible in the top right corner. At the bottom, there is a small text line that reads 'Please read this manual carefully before use'.	<p>LGK590 Peugeot 9X8 24H Le Mans Hybrid Hypercar 42156 Building Instructions</p> <p>Detailed building instructions for the LGK590 Peugeot 9X8 24H Le Mans Hybrid Hypercar 42156 model.</p>