



[Manuals.plus](#) /

> [Virubi](#) /

> Virubi Twin Murphy Bed with Storage Shelves, Model GX002221AA User Manual

Virubi GX002221AA

Virubi Twin Murphy Bed with Storage Shelves

MODEL: GX002221AA

[Safety Information](#)

[Setup](#)

[Operation](#)

[Maintenance](#)

[Troubleshooting](#)

[Specifications](#)

[Support](#)

Introduction

This manual provides comprehensive instructions for the assembly, operation, and maintenance of your Virubi Twin Murphy Bed with Storage Shelves. Please read all instructions carefully before beginning assembly or use to ensure safe and proper functionality of the product. Keep this manual for future reference.



Image: The Virubi Twin Murphy Bed with Storage Shelves, displayed in a room. The bed is in the open position, revealing a mattress and bedding. The integrated shelving unit is visible on the right side.

Safety Information

- Always assemble with care due to potential sharp edges and the heavy weight of components.
- Do not exceed the weight limit of **450 pounds** to prevent tip-over risks and structural damage.
- Ensure all fasteners are securely tightened before use. Periodically check and re-tighten as necessary.
- Keep children and pets away from the bed during folding and unfolding operations.
- Use only the recommended mattress thickness of **8-10 inches**.
- This product is designed for indoor use only.

Setup and Assembly

The Virubi Twin Murphy Bed is designed for straightforward assembly. It is highly recommended that **two adults** perform the assembly process due to the size and weight of the components. All necessary tools are provided with the product.

1. **Unpack Components:** Carefully unpack all parts and hardware. Verify that all items listed in the parts list are present and undamaged.
2. **Review Instructions:** Read the entire assembly instruction guide thoroughly before beginning. Familiarize yourself with each step.
3. **Prepare Workspace:** Clear a spacious area for assembly, ensuring enough room to maneuver the large components.
4. **Follow Step-by-Step Guide:** Assemble the bed frame and cabinet structure according to the provided detailed instructions. Pay close attention to fastener types and orientation.
5. **Secure to Wall:** For safety, the Murphy bed must be securely anchored to a wall. Use appropriate wall anchors for your wall type (not always included, consult a professional if unsure).

SIZE: INCH

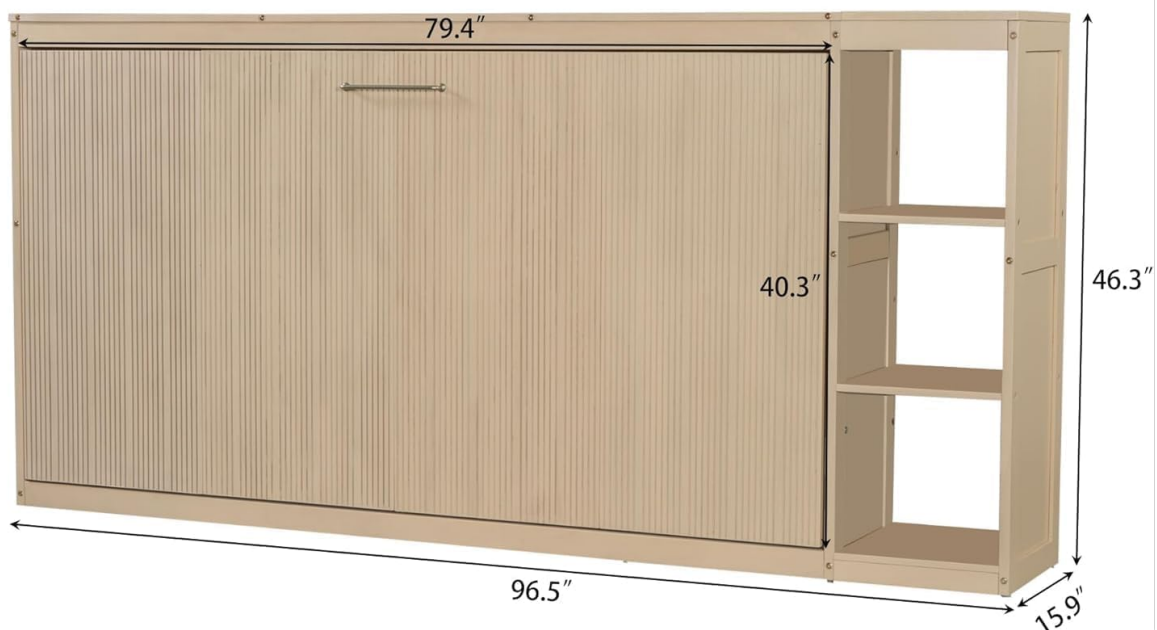


Image: Detailed dimensions of the Virubi Twin Murphy Bed when folded into its cabinet configuration. The overall length is 96.5 inches, height is 46.3 inches, and depth is 15.9 inches.

SIZE: INCH

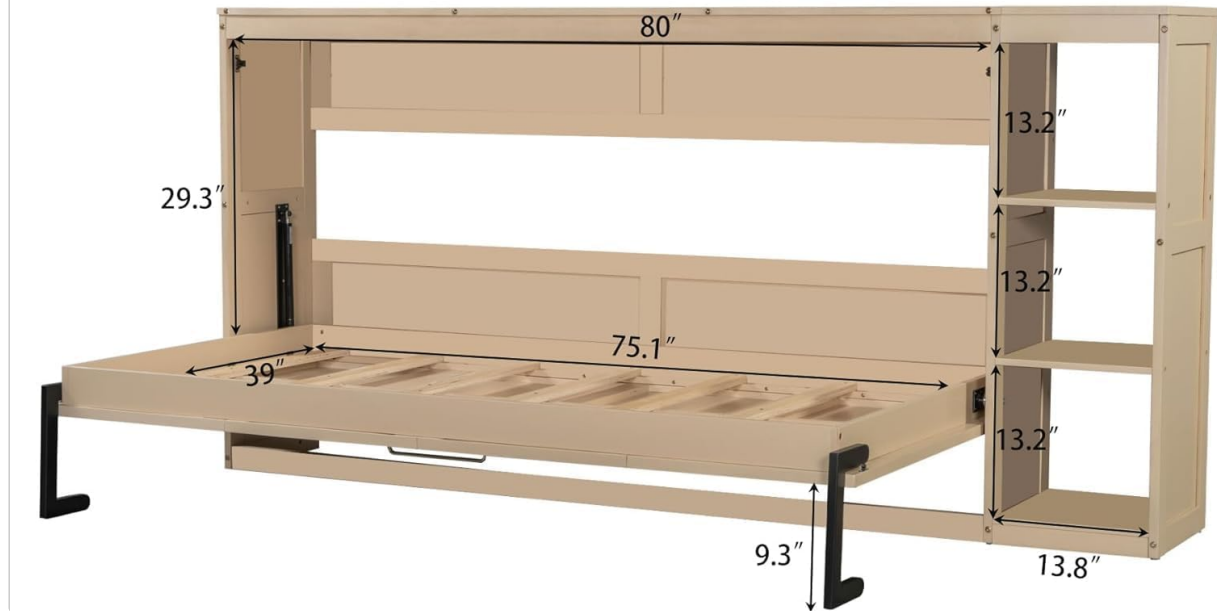


Image: Detailed dimensions of the Virubi Twin Murphy Bed when unfolded into its bed configuration. The overall length remains 96.5 inches, and the width of the bed frame is 39 inches.

Operation

The Virubi Twin Murphy Bed is designed for easy conversion between a bed and a compact cabinet with storage.

Folding Down the Bed (Cabinet to Bed)

1. Ensure the area in front of the cabinet is clear of obstructions.
2. Locate the handle on the front panel of the cabinet.
3. Gently pull the handle downwards. The bed mechanism will begin to unfold.
4. Continue to guide the bed frame down until it rests fully on the floor supports. Ensure the support legs are extended and stable.

Folding Up the Bed (Bed to Cabinet)

1. Remove all bedding and pillows from the mattress.
2. Lift the bed frame from the foot end, guiding it upwards.
3. As the bed folds, the support legs will retract. Continue to push the bed frame upwards until it locks securely into the cabinet position.
4. Ensure the front panel is flush with the cabinet structure.

Using the Storage Shelves

The integrated storage shelves provide convenient space for books, accessories, or decorative items.

Distribute weight evenly on the shelves and do not overload them.

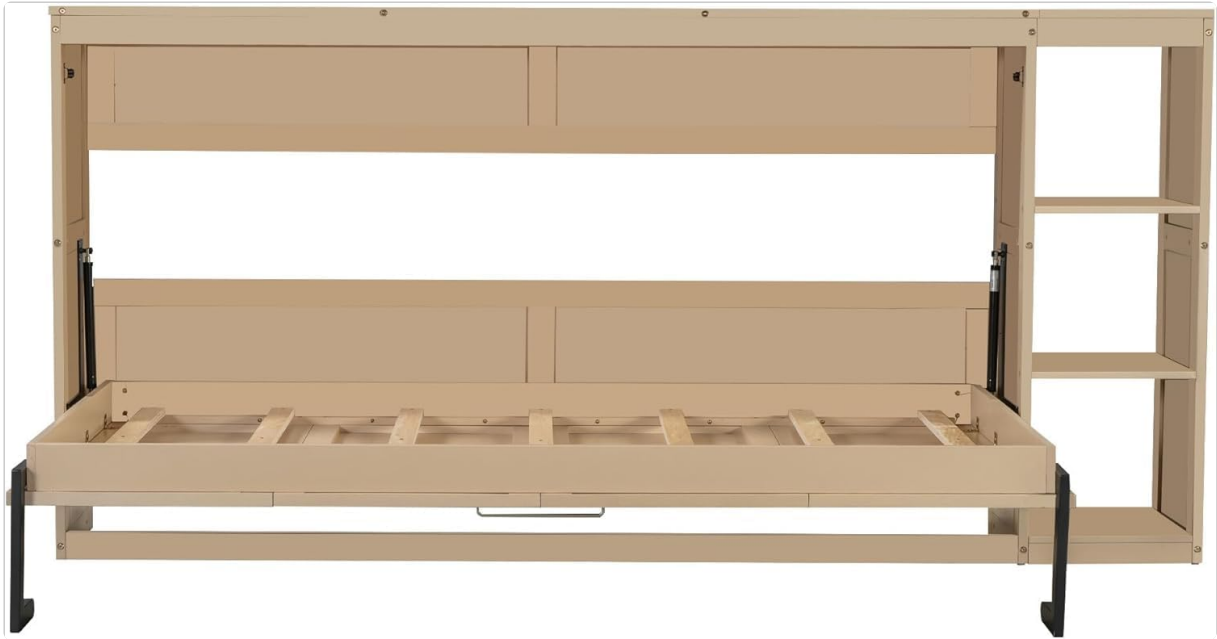


Image: The Virubi Twin Murphy Bed in its open state, viewed from an angle. The bed frame with wooden slats is visible, ready for a mattress. The side storage shelves are also shown.




Image: The Virubi Twin Murphy Bed in its closed cabinet position, viewed from the front. The bed is neatly concealed, and the side storage shelves are visible.

Maintenance

- **Cleaning:** Wipe surfaces with a soft, damp cloth. Avoid harsh chemicals or abrasive cleaners that may damage the finish.
- **Fastener Checks:** Periodically inspect all bolts, screws, and connections to ensure they remain tight. Re-tighten as needed to maintain stability and safety.
- **Mattress Care:** The bed frame is designed to support your mattress directly, eliminating the need for a box spring. Ensure your mattress is within the recommended thickness of 8-10 inches.
- **Mechanism Inspection:** Occasionally check the folding mechanism for smooth operation. If any resistance or unusual noises are noted, inspect for obstructions or loose parts.

Troubleshooting

- **Bed Does Not Fold Smoothly:**

Possible Cause: Obstruction in the mechanism or uneven assembly.

Solution: Ensure no bedding or items are caught in the folding mechanism. Re-check assembly steps, particularly those related to the bed frame and cabinet alignment.

- **Bed Feels Unstable:**

Possible Cause: Loose fasteners or improper wall anchoring.

Solution: Verify all bolts and screws are securely tightened. Confirm the bed is properly anchored to the wall using appropriate hardware. Do not use the bed if it feels unstable.

- **Parts Missing or Damaged:**

Possible Cause: Packaging error or shipping damage.

Solution: Do not proceed with assembly. Contact Virubi customer support immediately for replacement parts.

- **Squeaking Noises:**

Possible Cause: Loose connections or friction between components.

Solution: Identify the source of the noise. Tighten any loose fasteners. Applying a small amount of silicone lubricant to moving metal parts (avoiding wood surfaces) may help, but consult Virubi support if unsure.

Specifications

Feature	Detail
Model Number	GX002221AA
Brand	Virubi
Material	LVL + MDF
Size	Twin
Color	Natural
Overall Product Dimension (Open)	96.5"L x 39"W x 46.3"H
Overall Product Dimension (Close)	96.5"L x 15.9"W x 46.3"H
Bed Dimensions	75.1" x 39"
Total Height	46.3"
Recommended Mattress Thickness	8-10"
Bed Weight Capacity	450 lbs
Spring Box Required	No

Warranty and Customer Support

For warranty information, replacement parts, or any questions not covered in this manual, please contact Virubi customer support. Have your model number (GX002221AA) and purchase date ready when

contacting support.

Contact information can typically be found on the product packaging or the retailer's website where the product was purchased.