

Vabches DA0083

Vabches Lateral File Cabinet with 3 Drawers - User Manual

Model: DA0083

INTRODUCTION

This manual provides comprehensive instructions for the assembly, operation, and maintenance of your Vabches Lateral File Cabinet with 3 Drawers. Please read these instructions carefully before assembly and use to ensure safe and efficient operation of the product. Keep this manual for future reference.

SAFETY INFORMATION

Your safety is paramount. Adhere to the following guidelines:

- **Anti-Tipping Device:** Always secure the cabinet to the wall using the provided anti-tipping device to prevent accidental tipping. This is crucial for stability, especially in households with children or pets.
- **Weight Distribution:** Do not overload the cabinet. Distribute weight evenly across drawers. Avoid placing excessively heavy items in the top drawer.
- **Drawer Usage:** Open only one drawer at a time. Opening multiple drawers simultaneously can shift the center of gravity and increase the risk of tipping.
- **Environmental Conditions:** Keep the cabinet away from direct heat sources, open flames, and excessive moisture to prevent damage to the materials.
- **Assembly:** Ensure all parts are correctly assembled and fasteners are tightened according to the instructions. Periodically check fasteners for tightness.



Image: Illustration of the anti-tip system design, demonstrating how to secure the cabinet to a wall and emphasizing to open only one drawer at a time to prevent tipping.

PACKAGE CONTENTS

Before beginning assembly, verify that all components are present and undamaged. Refer to the included illustrated instructions for a detailed parts list.

- File Cabinet Components (panels, drawer parts)
- Accessory Bag (screws, dowels, cam locks, handles, drawer slides, anti-tip kit)
- Illustrated Instructions Manual

ASSEMBLY INSTRUCTIONS

Assembly is required for this product. It is recommended to have two people for assembly. Follow the detailed illustrated instructions provided in the package.

1. **Preparation:** Clear a spacious area for assembly. Lay out all components on a soft, clean surface to prevent scratches. Identify all parts using the provided parts list.
2. **Frame Assembly:** Begin by assembling the main frame of the cabinet. Attach side panels to the base and top panel using the specified hardware.
3. **Drawer Assembly:** Assemble each of the three drawers individually. Ensure drawer slides are correctly oriented and securely attached to both the drawer sides and the cabinet frame.
4. **Handle Installation:** Attach the metal handles to the front of each drawer.
5. **Back Panel:** Secure the back panel to the cabinet frame.
6. **Anti-Tip Device Installation:** Install the anti-tipping device according to the instructions. This typically involves attaching a bracket to the back of the cabinet and securing it to a wall stud.
7. **Final Check:** Ensure all screws and fasteners are tight. Test drawer functionality.

Note: The assembly process may take approximately 2-3 hours. Take your time and follow each step carefully.

OPERATING INSTRUCTIONS

The Vabches Lateral File Cabinet is designed for versatile storage in home or office environments.

Drawer Usage

- **Top Drawer:** Use the small top drawer for storing office supplies, stationery, or personal items.
- **File Drawers (Middle and Bottom):** The two larger drawers are designed for hanging files.



Image: The top drawer open, illustrating its use for storing office supplies and small items.

Adjustable Hanging Bar for Files

The file drawers feature an adjustable hanging bar system to accommodate various file sizes:

- **Letter Size:** Position the hanging bars to fit standard Letter size folders.
- **A4 Size:** Adjust the bars for A4 size documents.
- **Legal Size:** Adjust the bars for Legal size documents.
- **Mixed Sizes:** The middle hanging rod can be used to combine Letter and Legal size files within a single drawer.

Anti-Tip System Design - Wall Attachment Kit

Tip: Open one drawer at a time



Image: Illustration demonstrating the adjustable hanging bar feature, allowing for Letter, A4, and Legal size file organization.

Multi-functional Use

- **Printer Stand:** The spacious top surface (30"W x 15.75"D) is suitable for placing printers, scanners, or other office equipment.
- **Storage Cabinet:** Beyond files, the cabinet can function as a general storage unit for household items, books, or clothing.



Image: The Vabches file cabinet used as a printer stand in a home office environment.

MAINTENANCE

Proper care will extend the life and appearance of your file cabinet.

- **Cleaning:** Wipe surfaces with a soft, damp cloth. Avoid abrasive cleaners or harsh chemicals that may damage the finish.
- **Spills:** Clean up spills immediately to prevent staining or moisture damage.

- **Hardware Check:** Periodically check all screws and fasteners to ensure they remain tight. Re-tighten as necessary.
- **Drawer Slides:** If drawers become stiff, a small amount of silicone lubricant can be applied to the drawer slides.

TROUBLESHOOTING

Refer to these common issues and solutions:

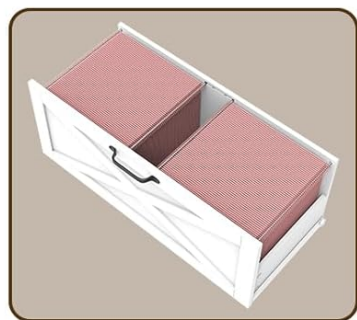
Problem	Possible Cause	Solution
Cabinet wobbles or is unstable.	Uneven floor; loose fasteners; anti-tip device not installed.	Ensure cabinet is on a level surface. Tighten all assembly fasteners. Install the anti-tip device securely to a wall stud.
Drawers are difficult to open or close.	Drawer slides misaligned; debris in slides; overloaded drawer.	Check that drawer slides are correctly installed and aligned. Clean any debris from the tracks. Reduce the weight in the drawer. Apply silicone lubricant to slides if needed.
Hanging files do not stay in place.	Hanging bars not properly seated or adjusted.	Ensure the hanging bars are correctly inserted into the designated slots and adjusted to the appropriate file size (Letter, A4, Legal).
Missing parts during assembly.	Packaging error.	Contact Vabches customer service with your model number and a description of the missing parts.

SPECIFICATIONS

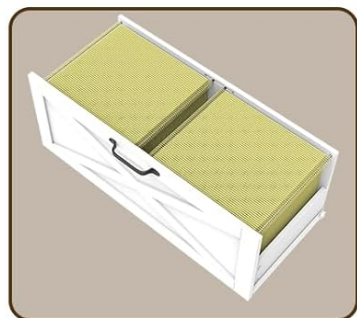
Feature	Detail
Brand	Vabches
Model Name	DA0083
Product Dimensions (D x W x H)	15.75"D x 30"W x 33.5"H
Item Weight	58.2 pounds
Color	White
Material	Engineered Wood, Metal (handles, legs)
Number of Drawers	3 (1 small, 2 large file drawers)
File Sizes Supported	Letter, A4, Legal
Special Features	Lateral File Cabinet, Printer Stand, Anti-Tipping Device
Assembly Required	Yes

Adjustable Hanging Bar

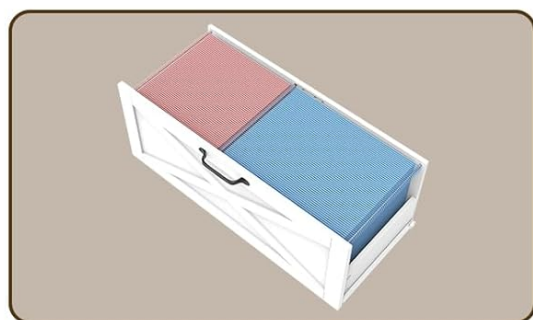
To fit different sizes of file folders



Letter+Letter Size



A4+A4 Size



Legal+Letter Size
(Tips:uses the same middle hanging rod)

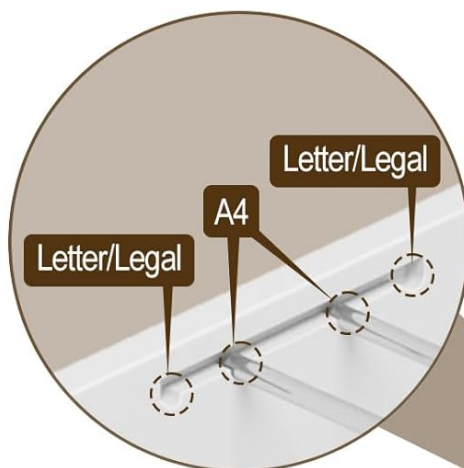


Image: Product dimensions including overall cabinet size and individual drawer measurements.

WARRANTY AND SUPPORT

Vabches provides trusted service for its products. If you encounter any issues, have questions, or require assistance with missing/damaged parts, please contact the Vabches service team.

Refer to your purchase documentation or the Vabches official website for specific warranty details and contact information.

Contact Information: Please refer to the contact details provided with your purchase or on the Vabches brand store page: [Vabches Store](#)

