

CINMOORE CM-C2U

CINMOORE C2U Indoor Pet Security Camera User Manual

Model: CM-C2U

1. INTRODUCTION

The CINMOORE C2U Indoor Pet Security Camera is designed to provide comprehensive monitoring for your home, pets, and family. Featuring 3K Ultra HD resolution, dual-band Wi-Fi 6 connectivity, and advanced AI detection capabilities, this camera ensures you stay connected and informed about your indoor environment. It offers features such as two-way audio, 360° pan/tilt, invisible night vision, and local storage options.

2. PACKAGE CONTENTS

Please check the package for the following items:

- 1 x CINMOORE C2U Camera
- 1 x Mounting Screws
- 1 x Quick Guide
- 1 x Power Cable
- 1 x 64GB SD Card (pre-installed or included separately)



Image: The CINMOORE C2U camera with its included accessories, including the power cable and mounting hardware.

3. PRODUCT OVERVIEW

The CINMOORE C2U camera features a compact design with a rotating head for pan and tilt functionality. Key components include the camera lens, microphone, speaker for two-way audio, status indicator light, and a slot for the SD card.

Total Security with 360° Pan Tilt Protection



Image: An illustration highlighting the camera's features such as 3K Ultra HD, Pan & Tilt, Sound/Crying Alerts, Night Vision, Local Facial Recognition, Human/Pet Tracking, Full Duplex Audio, 64GB Local Storage, and Secure Cloud Storage.

Crush Subscription Traps: Save 100+ /Year!

\$100 yearly fee vs Our \$0



64GB SD
Local Storage(Included)
Expandable up to 512GB



AWS Cloud
Storage(Optional)
Bank-level Encrypted



Image: A close-up view of the camera demonstrating the 64GB SD card slot for local storage, which is expandable up to 512GB. It also indicates optional AWS Cloud Storage.

4. SETUP AND INSTALLATION

4.1 Powering On

1. Connect the power cable to the camera's power port.
2. Plug the power adapter into a wall outlet.
3. Wait for the camera's indicator light to show it is ready for setup (refer to the quick guide for specific light patterns).

4.2 App Download and Account Creation

Download the official CInMOORE app from your smartphone's app store (iOS or Android). Follow the on-screen instructions to create an account and log in.

4.3 Connecting to Wi-Fi

Within the app, select "Add Device" and follow the prompts to connect your camera to your home Wi-Fi network. The camera supports Dual-Band Wi-Fi 6 (2.4GHz and 5GHz) for stable and fast connections.



Image: The camera positioned with a large "5Ghz" symbol, illustrating its Dual-Band WiFi 6 and Bluetooth capabilities for faster and more stable connections.

4.4 Mounting Options

The CINMOORE C2U can be placed on a flat surface like a table or shelf, or mounted to a wall using the included mounting screws. Ensure the camera has a clear line of sight to the area you wish to monitor.

5. OPERATION

5.1 Live View and Pan/Tilt Control

Open the CINMOORE app and select your camera to view the live feed. Use the on-screen controls to pan (horizontal rotation) and tilt (vertical movement) the camera lens to adjust the viewing angle. The camera offers 360° coverage.



Image: A collage showcasing various features including 3K 0-Glow Day & Night Vision, PTZ Camera with 360° view, Local Facial Recognition, Free Sound Crying Detection, Free Person Motion/Pet Detection, AOR Local Storage (64GB Card Included), Privacy Mode, and Free Loitering Detection.

5.2 Two-Way Audio

Tap the microphone icon in the app to speak through the camera's speaker. This allows for real-time communication with pets or family members in the camera's vicinity. Tap the speaker icon to listen to audio from the camera's microphone.

5.3 AI Detection and Alerts

The camera features advanced AI detection capabilities, including:

- **Person Detection:** Identifies human figures.
- **Pet Detection:** Recognizes pets.
- **Motion Detection:** Detects general movement.
- **Noise Detection:** Alerts to unusual sounds, including smoke and gas alarms.
- **Loitering Detection:** Identifies prolonged presence in a specific area.

- **Facial Recognition:** Recognizes stored faces (local storage, not cloud).

Configure alert settings in the app to receive instant notifications on your smartphone when an event is detected.

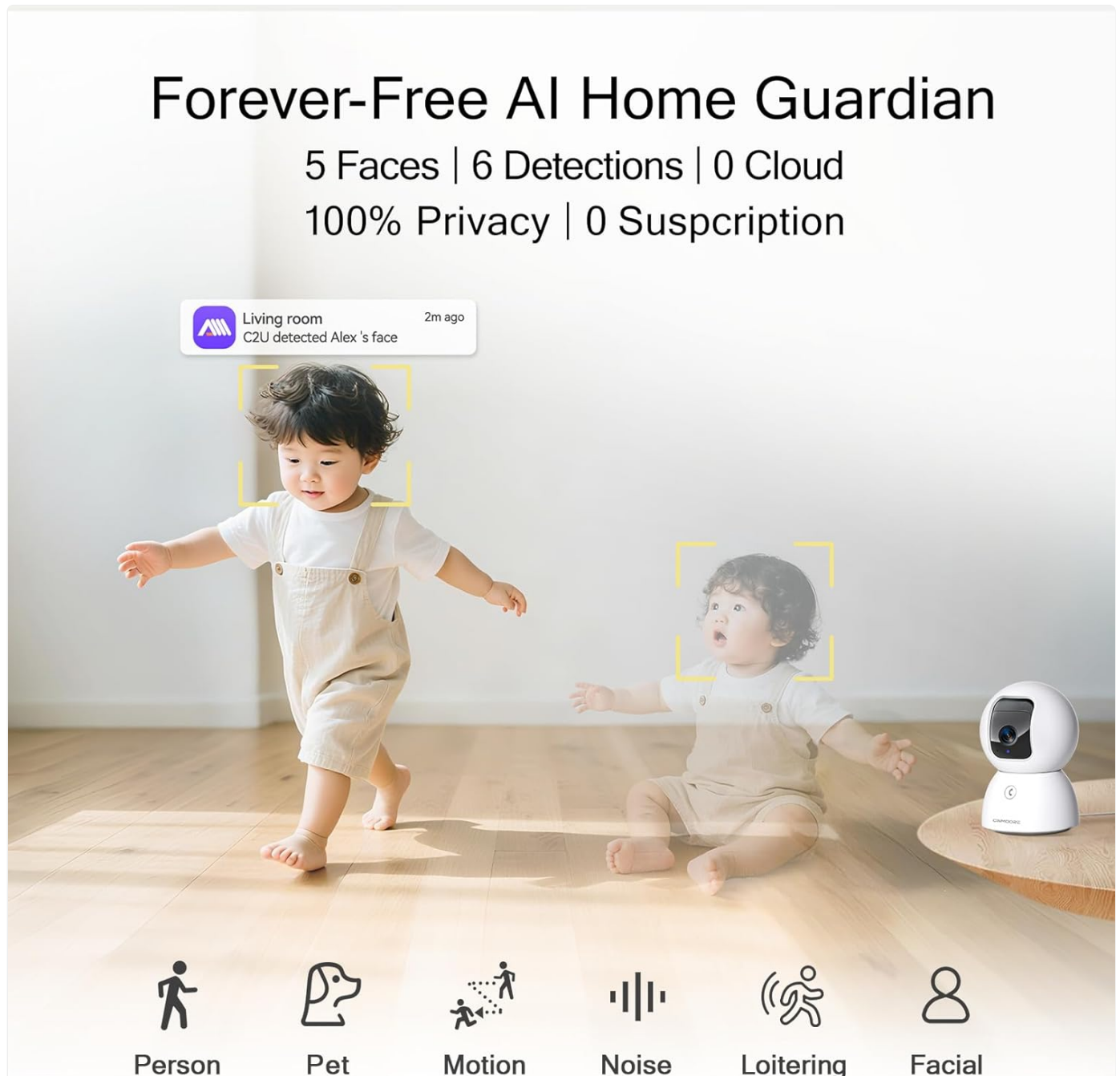


Image: An illustration demonstrating the camera's "Forever-Free AI Home Guardian" features, including detection of persons, pets, motion, noise, loitering, and facial recognition, with a notification example.

5.4 Recording and Storage

The camera supports local recording to the included 64GB SD card, expandable up to 512GB. It also offers optional cloud storage. The Revolutionary AOR Tech optimizes storage by smartly adjusting frame rates during idle time and switching to full FPS for events, ensuring no missing details.

Revolutionary AOR Tech

60% More Storage, Same Clarity



Smartly adjusts frame rate (1-5FPS) during idle time, switches to full FPS for events—saving 60% storage without missing details.

Image: A diagram explaining "Revolutionary AOR Tech" which provides 60% more storage with the same clarity by adjusting frame rates based on activity, showing various scenes being monitored.

5.5 Night Vision

The CINMOORE C2U features invisible night vision, providing clear monitoring in low-light or dark conditions without emitting a visible red glow, ensuring no disturbance to babies or pets.

No Glow, No Disturbance

Invisible Night Vision, Safe Monitoring for Babies & Pets




Image: A comparison showing the CINMOORE camera's "No Glow, No Disturbance" invisible night vision compared to a traditional camera with visible red IR lights, demonstrating its discreet operation.

6. MAINTENANCE

To ensure optimal performance and longevity of your CINMOORE C2U camera, follow these maintenance guidelines:

- **Cleaning:** Gently wipe the camera lens and body with a soft, dry, lint-free cloth. Do not use liquid cleaners or abrasive materials.
- **Placement:** Avoid placing the camera in direct sunlight, near heat sources, or in areas with high humidity.
- **Firmware Updates:** Regularly check the CINMOORE app for available firmware updates to ensure your camera has the latest features and security enhancements.

7. TROUBLESHOOTING

If you encounter issues with your CINMOORE C2U camera, refer to the following common solutions:

Problem	Possible Cause / Solution
Camera offline / Cannot connect to Wi-Fi	Ensure the camera is powered on and the indicator light is active. Check your Wi-Fi router and internet connection. Make sure the camera is within range of your Wi-Fi signal. Verify you entered the correct Wi-Fi password during setup. Try restarting the camera and your Wi-Fi router.
Poor video quality	Ensure the camera lens is clean. Check your internet speed; a stable connection is required for 3K streaming. Adjust the video quality settings in the app if available.
No audio or poor audio quality	Check the volume settings on your smartphone and in the app. Ensure there are no obstructions blocking the camera's microphone or speaker. Reduce background noise in the camera's environment.
Motion/AI detection not working	Verify that detection settings are enabled in the app. Adjust sensitivity levels if necessary. Ensure the camera's view is not obstructed.

8. SPECIFICATIONS

Feature	Detail
Model Name	Security Indoor Camera (CM-C2U)
Video Capture Resolution	3K (1920p)
Connectivity Technology	Wi-Fi (Dual-Band Wi-Fi 6), Wired
Special Features	2-Way Audio, Local Recording, AI Detection (Person, Pet, Motion, Noise, Loitering, Facial Recognition), Invisible Night Vision, 360° Pan/Tilt
Indoor/Outdoor Usage	Indoor
Storage	64GB SD Card (Included), Expandable up to 512GB, Optional Cloud Storage
Mounting Type	Table mounted; Wall mount
Material	Acrylonitrile Butadiene Styrene (ABS)
Dimensions (L x W x H)	7.62 x 7.62 x 11.43 cm
Item Weight	340 g
Power Source	Corded Electric

Feature	Detail
Compatible Devices	Smartphone (iOS, Android), Amazon Alexa

9. WARRANTY AND SUPPORT




For warranty information and technical support, please refer to the official CINMOORE website or contact their customer service directly. Details can typically be found in the quick guide included with your product or on the manufacturer's official support pages.

For further assistance, please visit: www.cinmoore.com/support (Example link, replace with actual if known)



© 2025 CINMOORE. All rights reserved.

Related Documents - CM-C2U

<div>User Manual</div> <div></div> <div>CINMOORE</div>	<div>Cinmoore CMC2U Security Camera User Manual</div> <div>User manual for the Cinmoore CMC2U Security Camera, covering installation, setup, and operating conditions. Includes FCC compliance information.</div>
<div></div>	<div>Comfee CM-M202RAF Microwave Oven: Instruction Manual and User Guide</div> <div>Comprehensive instruction manual for the Comfee CM-M202RAF series microwave oven. Find detailed information on safety precautions, setup, operation, auto menus, defrosting, troubleshooting, and care instructions.</div>
<div>Thanks for Choosing Cinmoore Smart Battery Camera CM-BC2U</div> <div>Quick Operation Guide</div> <div></div> <div>CINMOORE</div>	<div>Cinmoore CM-BC2U Smart Battery Camera Quick Operation Guide</div> <div>This Quick Operation Guide provides essential information for setting up and using the Cinmoore CM-BC2U Smart Battery Camera, including what's in the box, product overview, quick start instructions, connection steps, installation, charging, indicator status, and FCC compliance information.</div>




[pdf] Test Report

FCC DFS Report WIFI Slave Hangzhou SuperAcme Electronics Technology Co Ltd CMC2U 2BMXI 2BMXICMC2U cmc2u

Shenzhen Toby Technology Co., Ltd. Report No.: TBR-C-202412-0172-13 Page: 1 of 21 DFS Test Report FCC ID: 2BMXI-CMC2U Report No. : TBR-C-202412-0172-13 Applicant : Hangzhou SuperAcme Electronics Technology Co., Ltd. Equipment Under Test EUT EUT Name : Security Indoor Cam Model No. : ...


lang:en score:16 filesize: 1.42 M page_count: 21 document date: 2025-01-07



RF Test Report for CINMOORE Security Indoor Cam (FCC ID: 2BMXI-CMC2U)

This RF test report details the compliance testing for the CINMOORE Security Indoor Cam, FCC ID 2BMXI-CMC2U, conducted by Shenzhen Toby Technology Co., Ltd. for Hangzhou SuperAcme Electronics Technology Co., Ltd. It covers conducted and radiated emissions, bandwidth, output power, and spectral density.

lang:en score:13 filesize: 2.25 M page_count: 32 document date: 2025-01-07



Radio Test Report - FCC ID: 2BMXI-CMC2U - CINMOORE Security Indoor Cam

This report details the radio test results for the CINMOORE Security Indoor Cam (Model: CM-C2U), FCC ID: 2BMXI-CMC2U, conducted by Shenzhen Toby Technology Co., Ltd. It covers conducted emissions, radiated emissions, bandwidth, peak output power, power spectral density, and antenna requirements.

lang:en score:13 filesize: 2.24 M page_count: 31 document date: 2025-01-07

FCC ID: 2BMXI-CMC2U

TDR-05-074-10

1/F, Building 6, Ruidongsheng Industrial Zone, Langzhu, Xiang, Bao'an District, Shenzhen, Guangdong, China
Tel: +86 7552950301 Fax: +86 75529503105

lang:en score:10 filesize: 2.12 M page count: 59 document date: 2025-01-13