

Manuals+

[Q & A](#) | [Deep Search](#) | [Upload](#)

[manuals.plus](#) /

- › [Armitron](#) /
- › [Armitron Connect Eclipse Smartwatch User Manual](#)

Armitron Eclipse

Armitron Connect Eclipse Smartwatch User Manual

Model: Eclipse

INTRODUCTION

This manual provides comprehensive instructions for the setup, operation, and maintenance of your Armitron Connect Eclipse Smartwatch. Please read this manual thoroughly before using your device to ensure proper functionality and longevity.





Figure 1: Front view of the Armitron Connect Eclipse Smartwatch.

The image shows the front of the Armitron Connect Eclipse Smartwatch. The watch face is black with white digital numbers for the time, showing '12' at the top, '9' on the left, and '3' on the right. Below the time, it displays '09/28/2024', '16358' (likely steps), and '102' (likely heart rate). A blue line extends from the center of the watch face downwards. The watch has a black rectangular casing and a green woven band.

SETUP

1. Charging the Smartwatch

Before initial use, fully charge your Armitron Connect Eclipse Smartwatch. A full charge provides up to four days of battery life.

- Connect the included charger to the charging port on the back of the smartwatch.
- Plug the USB end of the charger into a standard USB power adapter (not included) or a computer's USB port.
- The watch display will indicate charging status.







Figure 2: Back view of the Armitron Connect Eclipse Smartwatch.

This image displays the back of the Armitron Connect Eclipse Smartwatch. The black rectangular casing is visible, along with the green woven band. The back of the watch features circular sensors and charging contacts, which are essential for health monitoring and power input.

2. Installing the Armitron Connect App

The Armitron Connect app is required to unlock the full functionality of your smartwatch, including watch face customization, health data synchronization, and notification management.

- Download the "Armitron Connect" app from the Google Play Store (for Android 5.0+ devices) or the Apple App Store (for iOS 9.0+ devices).
- Follow the on-screen instructions within the app to create an account and pair your smartwatch via Bluetooth.





Figure 3: Armitron Connect Eclipse Smartwatch Retail Packaging.

The image shows the Armitron Connect Eclipse Smartwatch packaged in its clear retail box. The box highlights key features such as "Make & Receive Calls" and "Calling Smartwatch." The watch itself is visible through the clear plastic, showcasing its design and the green woven band.

OPERATING INSTRUCTIONS

Basic Navigation

- **Touchscreen:** Swipe left/right, up/down to navigate through menus and features. Tap to select.
- **Side Button:** Press the side button to return to the home screen or wake the device.

Key Features

- **Health Monitor:** Track heart rate, calories burned, sleep patterns, and menstrual cycle. Access these features via the watch menu or the Armitron Connect app.
- **Fitness Tracker:** Utilize the step counter and various sport modes (e.g., running, cycling) to monitor your activity. Set reminders to move and stay hydrated through the app.
- **Communication:** Make and receive calls directly from your wrist. Receive message notifications and save favorite contacts via the Armitron Connect app.
- **Customization:** Change watch faces and personalize settings using the Armitron Connect app.

ADDITIONAL FEATURES





**MAKE &
RECEIVE CALLS**



**MUSIC
CONTROL**



**CALORIE
TRACKING**



**SPORTS
MODES**



**MESSAGE
NOTIFICATIONS**



**HEART
RATE**



**WOMEN'S
HEALTH**



**SLEEP
TRACKING**



**GPS
CONNECTION**



**VOICE
ASSISTANT**



**SEDENTARY
REMINDERS**



**STEP
COUNTER**



**CAMERA
CONTROL**



**WATCH
LOCATOR**



**BREATHING
EXERCISES**



**HYDRATION
REMINDERS**



**WEATHER
UPDATES**



**IP68 WATER
RESISTANT**

Figure 4: Smartwatch Feature Icons.

This image displays a grid of icons, each representing a distinct feature of the Armitron Connect Eclipse Smartwatch. These features include making and receiving calls, music control, calorie tracking, various sports modes, message notifications, heart rate monitoring,

women's health tracking, sleep tracking, GPS connection, voice assistant, sedentary reminders, step counter, camera control, watch locator, breathing exercises, hydration reminders, weather updates, and IP68 water resistance.

MAINTENANCE

Cleaning

- Wipe the smartwatch and band with a soft, damp cloth.
- Do not use abrasive cleaners or chemicals.
- Ensure the charging contacts are clean and dry before charging.

Water Resistance

The Armitron Connect Eclipse Smartwatch is IP68 water resistant, meaning it can withstand immersion in water up to 1.5 meters for up to 30 minutes. It is suitable for everyday use and light water exposure, but not recommended for swimming or diving.

TROUBLESHOOTING

Problem	Possible Cause	Solution
Smartwatch not turning on	Low battery	Charge the smartwatch for at least 30 minutes.
Cannot pair with phone	Bluetooth off, app issue, or watch not in pairing mode	Ensure Bluetooth is enabled on your phone. Restart the Armitron Connect app. Restart the smartwatch. Follow in-app pairing instructions.
Inaccurate health data	Improper fit, sensor obstruction	Ensure the watch is snug on your wrist. Clean the sensors on the back of the watch.
Notifications not received	App permissions, Bluetooth connection lost	Check app notification permissions on your phone. Verify Bluetooth connection is active.


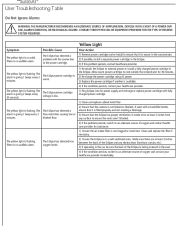



SPECIFICATIONS


- **Model:** Eclipse
- **Brand:** Armitron
- **Compatibility:** Android 5.0+ / iOS 9.0+
- **Water Resistance:** IP68
- **Battery Life:** Up to 4 days (typical usage)
- **Connectivity:** Bluetooth
- **Included:** Smartwatch, Charger

WARRANTY AND SUPPORT

For warranty information and customer support, please refer to the official Armitron website or contact their customer service department. Details can typically be found on the product packaging or the Armitron Connect app. You can visit the official Armitron store on Amazon for more information:[Armitron Store](#)

Related Documents - Eclipse

 <p>ECLIPSE Smartwatch User Manual BXSMABLK</p> <p>Key contents: • Eclipse introduction • Product range</p> <p>Technical Information Model: BX-SM-001 Release: Q1 2025 Operating time: 24 hours Connectivity: Bluetooth 5.0, Wi-Fi 802.11, NFC App: Eclipse App (Android & iOS) Weight: 45g Dimensions: 42mm x 42mm x 12mm</p>	<p>ECLIPSE Smartwatch User Manual - BXSMABLK</p> <p>Comprehensive user manual for the ECLIPSE Smartwatch (BXSMABLK), covering setup, features, maintenance, safety, and technical specifications. Learn how to use your smartwatch, connect it to your phone, and access its various health and fitness tracking functions.</p>
 <p>eclipse autoSAT User Troubleshooting Guide Resolve Alarms & Issues</p> <p>Key contents: • Introduction • Troubleshooting • Alarms • Safety • Technical specifications</p>	<p>Eclipse autoSAT User Troubleshooting Guide - Resolve Alarms & Issues</p> <p>Comprehensive troubleshooting guide for the Eclipse autoSAT portable oxygen concentrator. Find solutions for yellow light, red light, and other alarm conditions to ensure proper operation.</p>
 <p>ECLIPSE TD725SWMK2 TD520SW SUBWOOFER User Manual</p> <p>Key contents: • Introduction • Features • Setup • Operation • Safety • Technical specifications</p>	<p>Eclipse TD725SWMK2 and TD520SW Subwoofer User Manual</p> <p>User manual for the Eclipse TD725SWMK2 and TD520SW subwoofers, covering setup, operation, safety instructions, and technical specifications.</p>
 <p>ECLIPSE TD-M1 WIRELESS SPEAKER SYSTEM Instruction Manual</p> <p>Key contents: • Introduction • Features • Setup • Operation • Safety • Technical specifications</p>	<p>ECLIPSE TD-M1 Wireless Speaker System Instruction Manual</p> <p>Comprehensive instruction manual for the ECLIPSE TD-M1 Wireless Speaker System, covering setup, connections, playback options via Wi-Fi, AirPlay, Android, and USB/AUX, network settings, software updates, and troubleshooting.</p>
 <p>Eclipse Scholar User Manual</p> <p>Key contents: • Introduction • Features • Setup • Operation • Safety • Technical specifications</p>	<p>Eclipse Scholar User Manual - Ash Technologies</p> <p>Comprehensive user manual for the Eclipse Scholar electronic magnifier by Ash Technologies, covering setup, operation, features, specifications, and warranty information.</p>

	<p>Eclipse with autoSat Personal Ambulatory Oxygen System (PAOS) User Manual</p> <p>Comprehensive user manual for the Eclipse with autoSat Personal Ambulatory Oxygen System (PAOS), detailing operation, safety guidelines, maintenance, troubleshooting, and travel information.</p>
---	--

Documents - Armitron – Eclipse



[Bruin Life 1992-1993 Yearbook - University of California Los Angeles](#)

Explore the Bruin Life yearbook from the 1992-1993 academic year at the University of California Los Angeles. This volume, number 74, captures the essence of student life, style, and events.

lang:en **score:12** filesize: 30.86 M page_count: 440 document date: 2009-04-22