

Manuals+

[Q & A](#) | [Deep Search](#) | [Upload](#)

Manuals.plus /

› [SEUNKWANG](#) /

› SEUNKWANG EWEADN TK950 Typewriter Mechanical Keyboard and Mouse Combo User Manual

SEUNKWANG TK950

SEUNKWANG EWEADN TK950 Typewriter Mechanical Keyboard and Mouse Combo User Manual

Model: TK950

1. INTRODUCTION

The SEUNKWANG EWEADN TK950 is a versatile mechanical keyboard and mouse combo designed for enhanced productivity and gaming. It features a retro typewriter style with 104 anti-ghosting keys, durable mechanical black switches, and vibrant white backlighting. The combo offers three connection modes: Bluetooth 5.0, 2.4GHz wireless, and USB-C wired, allowing seamless switching between multiple devices. The accompanying mouse is ergonomically designed with adjustable sensitivity.



Image: The SEUNKWANG EWEADN TK950 keyboard and mouse combo, showcasing its retro design and white backlighting.

2. SETUP AND CONNECTIVITY

The TK950 keyboard and mouse combo supports three connection modes: Bluetooth 5.0, 2.4GHz wireless, and USB-C wired. This allows for flexible use across various devices such as PCs, Macs, laptops, tablets, and smartphones.

2.1. Switching Connection Modes

To switch between the different connection modes, use the Function (FN) key in combination with the designated number keys:

- **FN + 1/2/3:** Switch between Bluetooth channels (BT1, BT2, BT3).
- **FN + 4:** Activate USB-C wired mode.
- **FN + 5:** Activate 2.4GHz wireless mode.



Image: Visual guide for switching between Bluetooth, wired, and 2.4G wireless modes using FN key combinations.

2.2. 2.4GHz Wireless Setup

The 2.4GHz receiver for both the keyboard and mouse is typically stored within the mouse itself. Locate and remove the receiver, then plug it into an available USB port on your computer.


Wireless BT & 2.4G Mouse

Precise. Responsive. Smooth.

2.4G receiver is on the mouse!



2.4G/OFF/BT5.0
Keyboard & mouse share one receiver



Adjustable Sensitivity

Image: The 2.4G wireless receiver is shown being removed from its storage slot within the mouse.

3. OPERATING INSTRUCTIONS

3.1. Backlight Control

The TK950 keyboard features a unique white backlight with 19 preset light effects and 5 adjustable brightness and breathing speeds.

- **FN + INS/6/7/8/9/0:** Cycle through 19 preset lighting effects.
- **FN + Up/Down Arrow:** Adjust backlight brightness (5 levels).
- **FN + Left/Right Arrow:** Adjust breathing speed of the backlight.
- **FN + ESC:** Reset lighting effects to default.

19 Light Effects simple white light



FN

INS

20 basic lighting effects

FN

6

7

8

9

4 game lighting effects

FN

↑

↓

5 brightness levels

Image: The keyboard displaying different white backlight effects and controls.

3.2. Function Keys

Utilize the Function (FN) key for various shortcuts:

- **FN + F1-F12:** Access 12 multimedia keys for quick control of media playback, volume, etc.
- **FN + Win:** Lock the Windows key to prevent accidental presses during gaming.



Image: Diagram illustrating the various function key combinations for efficient use.

3.3. Mouse Operation

The accompanying mouse features adjustable DPI levels for precise control and a comfortable ergonomic design. Adjust DPI settings using the dedicated button on the mouse to match your preference for speed and accuracy.

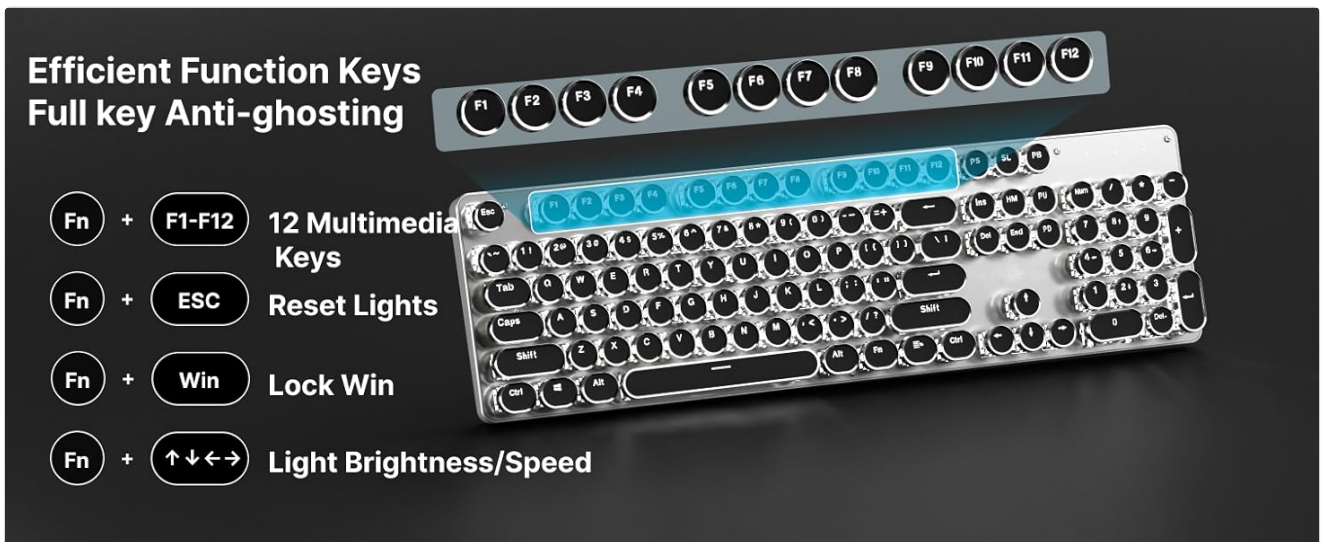


Image: Detailed view of the mouse with labels for its buttons and features, including DPI adjustment.

4. MAINTENANCE

To ensure the longevity and optimal performance of your TK950 keyboard and mouse combo, follow these maintenance guidelines:

- **Cleaning:** Use a soft, slightly damp cloth to wipe down the surfaces of the keyboard and mouse. Avoid using harsh chemicals or abrasive materials.
- **Keycaps:** For deeper cleaning, keycaps can be carefully removed. Use a keycap puller (if provided) or gently pry them off. Clean the keycaps and the area beneath them with compressed air or a small brush. Ensure they are completely dry before reattaching.
- **Spill Prevention:** Keep liquids away from the keyboard and mouse to prevent damage. The keyboard is designed to be spill-proof, but excessive liquid exposure can still cause issues.
- **Storage:** When not in use, store the devices in a clean, dry environment away from extreme temperatures.

5. TROUBLESHOOTING

If you encounter any issues with your TK950 keyboard and mouse combo, refer to the following common troubleshooting steps:

5.1. Connectivity Issues

- **Keyboard/Mouse Not Connecting:**
 - Ensure the keyboard's mode switch is set correctly (Bluetooth, 2.4G, or Wired).
 - For 2.4GHz mode, verify the USB receiver is securely plugged into your computer.
 - For Bluetooth mode, ensure Bluetooth is enabled on your device and the keyboard is in pairing mode (refer to your device's Bluetooth settings for pairing instructions).
 - For wired mode, check that the USB-C cable is firmly connected to both the keyboard and your computer.
- **Intermittent Connection:**
 - Move the devices closer to your computer to reduce interference.
 - Ensure other wireless devices are not causing interference.

5.2. Key Responsiveness

- **Keys Not Registering or Double-Typing:**
 - Clean around the affected keycaps to remove any debris.
 - If the issue persists, contact customer support.

5.3. Backlight Issues

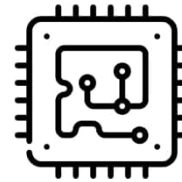

- **Backlight Not Working:**
 - Ensure the keyboard is powered on and connected.
 - Adjust backlight brightness using FN + Up/Down Arrow keys.
 - Reset lighting effects using FN + ESC.

6. SPECIFICATIONS

Product Dimensions	17.67 x 9 x 2.08 inches
Item Weight	2.4 pounds
Model Number	TK950
Connectivity Technology	2.4G, Bluetooth, USB
Special Features	Backlit, Three Connection Modes, Ergonomic, Hotkeys and Media Keys, Rechargeable, Round Key, Spill Proof
Compatible Devices	Gaming Console, Laptop, PC, Projector, Smart TV, Smartphone, Tablet
Battery Time (Keyboard)	7 days (2000mAh battery)

Smart Power Saving Battery

2000mah Battery



Energy-saving
chips



7 days
Battery Time

Image: The keyboard highlighting its smart power-saving features and 2000mAh battery for extended use.

7. WARRANTY AND SUPPORT

The EWEADN TK950 keyboard and mouse combo comes with 48-month brand support. For any inquiries, technical assistance, or warranty claims, please contact the manufacturer directly.



Image: Information regarding after-sales support, including pre-sales Q&A, troubleshooting, accessories reissue, and returns/exchanges.

Email Support: eweadnkeyboard@outlook.com