

[Manuals.plus](#) /

> [Keylitos](#) /

> Keylitos 7-in-1 Multifunctional Facial Massager Instruction Manual

Keylitos B0DWMQJ2MR

Keylitos 7-in-1 Multifunctional Facial Massager Instruction Manual

Brand: **Keylitos** | Model: **B0DWMQJ2MR**

INTRODUCTION

Thank you for choosing the Keylitos 7-in-1 Multifunctional Facial Massager. This device is designed to enhance your daily skincare routine by combining various technologies to promote healthier, more radiant skin. Please read this manual thoroughly before use to ensure proper operation and safety.

PRODUCT OVERVIEW

The Keylitos 7-in-1 Facial Massager features upgraded technology with three modes and seven colors of light, suitable for all skin types. Its ergonomically curved design allows for smooth gliding across the face and neck, enhancing product absorption. The device is portable, rechargeable, and designed for simple, effective daily use.


Key Features:

- **Upgraded Technology:** Three modes and seven colors of light for diverse skincare needs.
- **Ergonomically Curved Design:** Glides smoothly across face and neck, enhancing product absorption.
- **Customizable Modes:** Offers gentle, medium, or intense massage options.
- **Portable & Rechargeable:** Exquisite, lightweight, and USB-C charging enabled for home or travel.
- **Simple & Effective:** Easy to use for daily skincare.


7 Special Features

Face Massager For Skin Care





2 Dual-Action Synergy Heads 

3 Level Smart Vibration 

4 Adaptive Massage Mode 

5 Hours for One Charge 

 7 Colors LED Light

 150° Curve Massage Head


 1200mAh Large Capacity Battery

Image: Overview of the 7 special features of the Keylitos Facial Massager, including dual-action synergy heads, 3-level smart vibration, 4 adaptive massage modes, 5 hours for one charge, 7 colors LED light, 150° curve massage head, and 1200mAh large capacity battery.

SAFETY INFORMATION

For External Use Only.

SETUP

Before first use, ensure the device is fully charged using the provided USB-C cable. A full charge typically takes a few hours. The device is ready for use once charged.

4 Easy Using Steps



1
Cleanse skin and apply skincare serum/lotion before use.



2
Hold the power button (2 sec) until the green light confirms activation.



3
Toggle the [M] button to cycle through massage modes and LED light settings.



4
Glide the device upward from neck to forehead in smooth motions for optimal results.

Image: Visual guide showing 4 easy steps for using the facial massager: 1. Cleanse skin and apply skincare serum/lotion. 2. Hold the power button (2 sec) until green light confirms activation. 3. Toggle the [M] button to cycle through massage modes and LED light settings. 4. Glide the device upward from neck to forehead in smooth motions.

Initial Use Steps:

1. **Charge the Device:** Connect the USB-C cable to the charging port at the bottom of the device and a suitable power source.
2. **Cleanse Skin:** Ensure your face and neck are clean and free of makeup.
3. **Apply Skincare Product:** Apply your preferred serum, lotion, or cream to your face and neck. This helps the device glide smoothly and enhances product absorption.

OPERATING INSTRUCTIONS

Power On/Off:

- To power on, press and hold the power button for 2 seconds until the green light confirms activation.
- To power off, press and hold the power button for 2 seconds.

Modes and Light Therapy:

The device features three main modes and seven LED light colors, each with specific benefits. Use the 'M' button to cycle through the modes and light settings.

7 Colors LED Lights

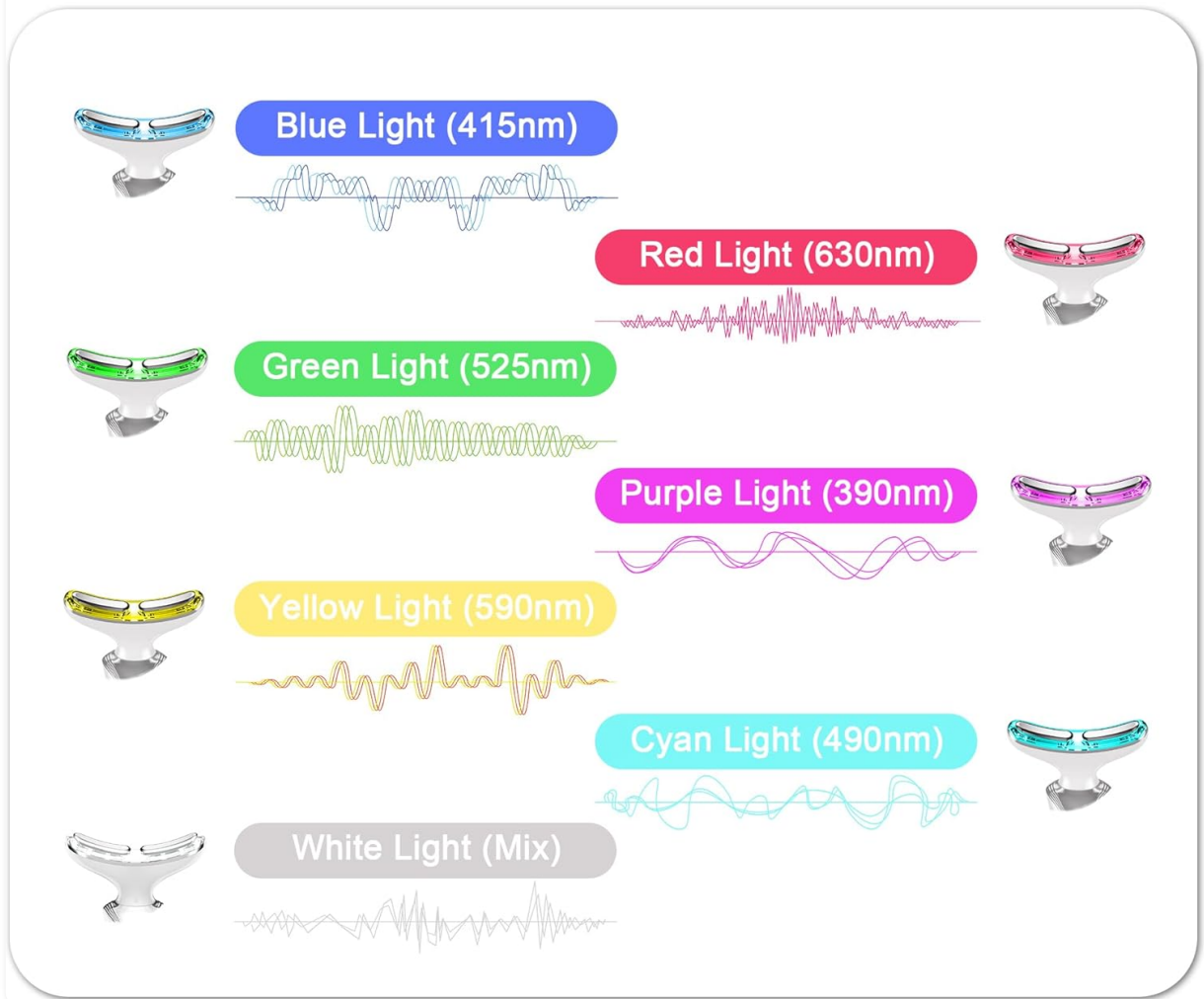


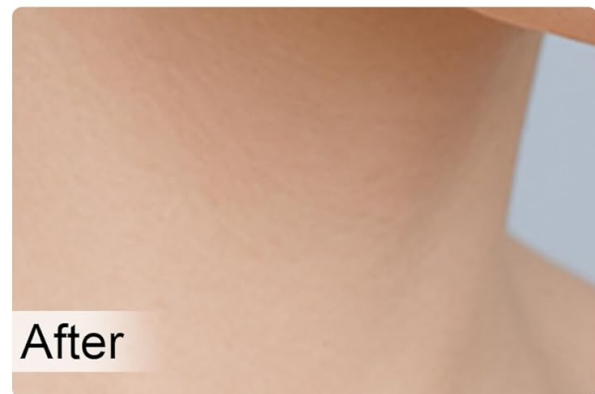
Image: Illustration of the 7 LED light colors (Blue, Red, Green, Purple, Yellow, Cyan, White) and their respective wavelengths (415nm, 630nm, 525nm, 390nm, 590nm, 490nm, Mix).

Mode/Light Color	Function
Clean Mode (Green Light)	Clears pores, keeps skin clean and glowing. Smooths wrinkles and fine lines.
EMS Mode (Red Light)	Microcurrent therapy to relax skin, help absorb skincare products, and reduce lines and wrinkles. Anti-aging and promotes collagen production.
Hot Mode (Blue Light)	Accelerates blood circulation, promotes absorption of skincare products. Soothes inflammation and calms sensitive skin.
Purple Light	Promotes lymphatic drainage.
Yellow Light	Reduces melanin production.
Cyan Light	Reduces skin tension and swollen capillaries.
White Light (Mix)	Relaxes skin and accelerates growth and healing of skin cells.

Application Technique:

- Always move the device in an **upward motion** against your skin.
- Ensure the metal contact points on the device head are touching your skin for optimal effect, especially for vibration and EMS functions.
- Glide the device from your neck upwards towards your forehead.
- Focus on areas like the forehead, periocular area, cheeks, zygomatic arch, anterior/lateral neck, double chin, and jawline.

7 Application Areas



Forehead



Periocular



Cheeks



Zygomatic Arch



Anterior/Lateral Neck



Double Chin



Jawline

Image: Visual guide illustrating 7 application areas for the facial massager: Forehead, Periocular, Cheeks, Zygomatic Arch, Anterior/Lateral Neck, Double Chin, and Jawline.

Demonstration Video:

Your browser does not support the video tag.

Video: A demonstration of the facial and neck massager's light therapy functions and application techniques. This video is provided by the seller, Yolopim.

MAINTENANCE

To ensure hygiene and longevity of your device:

- After each use, gently wipe the device head with a soft, damp cloth.

- Ensure the device is completely dry before storing.
- Store the device in a clean, dry place, preferably with its protective cover on the head to prevent dust accumulation and maintain hygiene.

TROUBLESHOOTING

If you experience issues with your device, please refer to the following common solutions:

- **Device not turning on:** Ensure the device is fully charged. If the issue persists, try using a different USB-C cable or power adapter.
- **No vibration/EMS function:** The vibration and EMS functions are activated when the metal contact points on the device head are in contact with your skin. Ensure proper contact.
- **Skin tingling/shock sensation:** Some users have reported a tingling or slight shock sensation, particularly on stronger settings or when switching modes. This may indicate sensitive skin or improper contact. Ensure your skin is adequately moisturized with serum/lotion before use. If discomfort persists, use a lower intensity setting or discontinue use.
- **Lights not changing:** Press the 'M' button firmly to cycle through the different modes and light colors.

SPECIFICATIONS

Feature	Detail
Brand	Keylitos
Model Name	face massager tool
Item Model Number	red light therapy for face
ASIN	B0DWMQJ2MR
Color	White
Material	Plastic
Item Weight	0.24 Kilograms (8.47 ounces)
Package Dimensions	7.05 x 4.72 x 1.85 inches
Manufacturer	Keylitos
Date First Available	March 27, 2025

WARRANTY AND SUPPORT

For warranty information and customer support, please refer to the contact details provided with your product packaging or visit the official Keylitos website. Keep your purchase receipt for any warranty claims.

LEGAL DISCLAIMER

Statements regarding dietary supplements have not been evaluated by the FDA and are not intended to diagnose, treat, cure, or prevent any disease or health condition.

