

TCL 75QM6K, S45H

TCL 75QM6K QLED 4K Smart Google TV and S45H Sound Bar Instruction Manual

Model: 75QM6K TV & S45H Sound Bar | Brand: TCL

INTRODUCTION

This manual provides essential information for the setup, operation, maintenance, and troubleshooting of your new TCL 75-Inch QM6K QLED 4K Smart Google TV and S45H S Class 2.0 Channel Sound Bar. Please read this manual thoroughly before using your products to ensure safe and optimal performance.



Image: TCL 75-Inch QM6K QLED 4K Smart Google TV with S45H Sound Bar. The TV displays a football player with features like QD-Mini LED, Halo Control System, and 144Hz refresh rate. The soundbar is positioned below the TV.

Safety Information

Always follow basic safety precautions when using electronic devices to reduce the risk of fire, electric shock, and injury. Do not expose the TV or sound bar to rain or moisture. Do not open the product casing. Refer all servicing to qualified service personnel.

Package Contents

Verify that all components are present before beginning installation.

TCL 75QM6K TV

- TCL 75QM6K QLED 4K Smart Google TV
- Remote Control

- Power Cable
- TV Stand (if not wall-mounting)
- Documentation (User Manual, Quick Start Guide)

TCL S45H Sound Bar

- TCL S45H 2.0 Channel Sound Bar
- Sound Bar Remote Control
- Power Cord
- HDMI Cable
- Wall Mount Template and Hardware
- AAA Batteries
- Quick Start Guide, Warranty Information

TV SETUP

Physical Setup

Choose between using the included TV stand or a compatible VESA wall mount. Ensure the TV is placed on a stable, level surface or securely mounted to a wall according to the manufacturer's instructions.

Connections

The TCL 75QM6K TV offers a variety of input options:

- 2 x HDMI 2.1 ports
- 2 x HDMI 2.0 ports
- USB 2.0 port
- USB 3.0 port
- Ethernet port
- ATSC 3.0 Tuner
- Optical Out

Connect your external devices such as gaming consoles, Blu-ray players, and sound systems to the appropriate ports. For optimal audio quality with the S45H Sound Bar, use an HDMI eARC connection.

Initial Power On & Google TV Setup

After connecting the power cable, press the power button on the TV or remote. Follow the on-screen instructions to set up your Google TV, including connecting to Wi-Fi, logging into your Google account, and installing desired apps.

SOUND BAR SETUP

Physical Setup

Place the S45H Sound Bar directly in front of your TV or mount it on the wall using the provided template and

hardware. Ensure it is positioned to provide clear, unobstructed audio.

Connections

Connect the sound bar to your TV using the HDMI eARC port for the best audio experience. Alternatively, you can use an optical cable or Bluetooth for wireless connection.

App Integration (TCL Home App)

Download the TCL Home app on your smartphone to access additional features and controls for your sound bar, including room calibration and firmware updates.

OPERATING THE TV

Remote Control

The included remote control allows you to navigate the Google TV interface, adjust volume, change channels, and access smart features. It features a backlight for easy use in low-light conditions and voice control capabilities.

Picture Modes

The TV offers various picture modes to optimize viewing for different content types:

- **SDR Modes:** Vivid, Standard, Sports, Filmmaker Mode, Movie, Game, PC, Intelligent. Movie mode is generally the most accurate for standard content.
- **HDR Modes:** When HDR content is detected, additional modes like IMAX become available, enhancing the cinematic experience.
- **Dolby Vision Modes:** Dolby Vision Dark (ideal for nighttime viewing), Dolby Vision Bright (ideal for daytime viewing), Dolby Vision Game, Dolby Vision IQ (automatically adjusts based on ambient light).

Sound Modes

The TV's internal speakers support Dolby Atmos and offer various sound modes including Movie, Speech, Music, Game, and Sports. You can also customize sound settings via the Beosonic EQ for personalized audio.

Smart TV Features (Google TV)

Access a wide range of streaming apps, live TV, and personalized recommendations through the Google TV interface. Use voice commands with Google Assistant for hands-free control.

OPERATING THE SOUND BAR

Remote Control

The sound bar's remote control allows for volume adjustment, input selection, and switching between various sound modes (Night, Voice, Surround, AI Sonic, Treble, Bass).

Sound Modes

The S45H Sound Bar features multiple sound modes to enhance your audio experience, including Music,

Movie, Voice, Sports, Standard, and Game. These modes optimize audio output for specific content types.

Bluetooth Streaming

Connect your smartphone or other Bluetooth-enabled devices to the sound bar for wireless music streaming using Bluetooth 5.2 technology.

PICTURE QUALITY & PERFORMANCE

The TCL 75QM6K TV features QD-Mini LED technology, combining QLED and OLED benefits for precise lighting and deep contrast. The TCL Halo Control System further enhances image quality by reducing halo effects.

Brightness

The TV offers impressive brightness levels:

- **SDR (Vivid Mode):** Up to 2880 cd/m²
- **SDR (Standard Mode):** Approximately 206 cd/m²
- **SDR (Sports Mode):** Approximately 734 cd/m²
- **SDR (Filmmaker Mode):** Approximately 194 cd/m²
- **SDR (Movie Mode):** Approximately 522 cd/m²
- **SDR (Game Mode):** Approximately 793 cd/m²
- **HDR (Vivid Mode):** Approximately 2598 cd/m²
- **HDR (Standard Mode):** Approximately 2892 cd/m²
- **HDR (Sports Mode):** Approximately 2577 cd/m²
- **HDR (Filmmaker Mode):** Approximately 2677 cd/m²
- **HDR (Movie Mode):** Approximately 1726 cd/m²
- **HDR (IMAX Mode):** Approximately 1762 cd/m²
- **Dolby Vision Bright:** Approximately 1742 cd/m²
- **Dolby Vision Dark:** Approximately 1703 cd/m²
- **Dolby Vision Game:** Approximately 1743 cd/m²
- **Dolby Vision IQ:** Approximately 736 cd/m²

Color Accuracy

The TV demonstrates high color accuracy, particularly in Movie mode, with only a slight red push out of the box. Skin tones appear natural, and the color chart displays vibrant and accurate colors.

Motion Handling

With a 144Hz native panel refresh rate and 480 Motion Rate, the TV provides smooth motion, which is excellent for sports and fast-paced content. When viewing 24 frames per second movies, the TV processes the content to ensure smooth display.

Upscaling

The TV's upscaling capabilities improve the quality of lower-resolution content:

- **480p:** Older content may appear blurry as modern TVs are not optimized for this resolution.
- **720p:** Provides a much cleaner picture, commonly available from streaming services and cable boxes.
- **1080p:** Offers even better picture quality, with effective upscaling to enhance clarity.
- **4K:** Delivers the best possible picture quality, available from 4K streaming services like Netflix and Amazon Prime Video.

Dirty Screen Effect

During testing, some slight vignetting around the edges and minor discoloration in the center of the screen were observed in certain gray levels. However, this is typically not noticeable during daily viewing.

Official Product Videos

TCL Mini LED: See the deepest contrast and perfect blacks

This video demonstrates the deep contrast and perfect black levels achieved by TCL's Mini LED technology, highlighting the visual performance of the TV.

TCL Changed Everything | New QM6K

This video provides an overview of the new TCL QM6K TV, showcasing its features and design, and emphasizing the advancements in TCL's television technology.

AUDIO SYSTEM

TV Audio

The TCL 75QM6K TV features an 85-watt audio system (for the 65-inch model, specific for 75-inch not detailed but expected to be similar or higher) with speakers on both sides and subwoofers on the back, referred to as 'Ultra-Bass' by B&O. It supports Dolby Atmos, Dolby Digital+, Dolby Digital, and PCM audio formats via HDMI eARC.

Sound Bar Audio

The S45H Sound Bar is a 2.0 channel system with up to 100 watts of total audio power. It features built-in bass reflex ports and supports Dolby Atmos and DTS Virtual:X for immersive surround sound. The sound bar is designed to fit seamlessly under your TV without obstructing the view.

Audio Output Settings

You can select various audio outputs for the TV, including internal speakers, ARC, Bluetooth, Optical, and External Subwoofer. The sound bar also offers customizable sound settings through the TCL Home app, including a Beosonic EQ for fine-tuning the audio to your preference (Bright, Relaxed, Energetic, Warm).

MAINTENANCE

To maintain optimal performance and longevity of your TV and sound bar:

- **Cleaning:** Use a soft, dry cloth to clean the screen and exterior surfaces. Avoid abrasive cleaners or solvents.
- **Ventilation:** Ensure adequate ventilation around both devices to prevent overheating. Do not block any ventilation openings.
- **Power:** Unplug the devices from the power outlet during lightning storms or when left unattended for long periods.

TROUBLESHOOTING

If you encounter issues with your TCL TV or S45H Sound Bar, try the following steps:

- **No Power:** Check if the power cable is securely connected and the power outlet is functioning.
- **No Picture/Sound:** Verify all cable connections (HDMI, optical) are secure. Ensure the correct input source is selected on the TV.
- **Remote Not Working:** Replace the batteries in the remote control. Ensure there are no obstructions between the remote and the device.
- **Poor Picture Quality:** Adjust picture settings (brightness, contrast, color) or try a different picture mode. Ensure the content source is high-resolution.
- **Sound Distortion:** Check sound mode settings. Ensure no external devices are causing interference.
- **Firmware Updates:** Regularly check for and install firmware updates via the TCL Home app for the sound bar or through the TV's settings for the TV itself.

SPECIFICATIONS

TCL 75QM6K TV

- **Display Size:** 75 inches
- **Display Technology:** QD-Mini LED, QLED, 4K UHD
- **Operating System:** Google TV
- **Refresh Rate:** 144Hz Native Panel Refresh Rate, 480 Motion Rate
- **HDR Support:** Dolby Vision IQ, HDR10, HDR10+, HLG
- **Dimming Zones:** Up to LD500 Precise Dimming Series (up to 500 zones)
- **Audio:** Dolby Atmos support, Ultra-Bass speakers
- **Connectivity:** Wi-Fi, Bluetooth, Ethernet, 2x HDMI 2.1, 2x HDMI 2.0, USB 2.0, USB 3.0, Optical Out, ATSC 3.0 Tuner

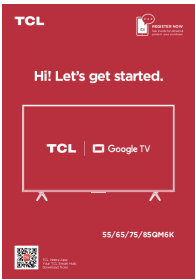





TCL S45H Sound Bar

- **Channels:** 2.0 Channel
- **Audio Power:** Up to 100 Watts Total Power
- **Audio Technologies:** Dolby Atmos, DTS Virtual:X
- **Bass:** Built-in Bass Reflex Port
- **Connectivity:** HDMI eARC, Bluetooth 5.2, Optical, AUX, USB (for music playback)
- **Features:** Auto Room Calibration, TCL Home App control

WARRANTY AND SUPPORT

Your TCL products are covered by a limited manufacturer's warranty. Please refer to the warranty card included in your package for specific terms and conditions. For technical support, visit the official TCL website or contact customer service.

Related Documents - 75QM6K, S45H

	<p>TCL QM6K Series Google TV: Quick Start Guide & Setup Instructions</p> <p>Comprehensive guide for setting up your TCL QM6K Series QD-Mini LED QLED 4K UHD Smart Google TV, including installation, remote control, connectivity, troubleshooting, and warranty information.</p>
	<p>TCL QM6K Series Smart TV Quick Start Guide</p> <p>Quick start guide for TCL QM6K Series Smart TVs (models 55/65/75/85QM6K), covering setup, registration, safety, warranty, and troubleshooting. Learn how to connect, power up, and get started with your new Google TV.</p>
	<p>TCL 50" 4-Series Google TV & Alto 8 Sound Bar User Guides</p> <p>Comprehensive user and quick start guides for TCL 50-inch 4-Series 4K UHD HDR Smart Google TV (Model 50S446) and TCL Alto 8 2.1 Channel Dolby Atmos Smart Sound Bar (Model TS8211-NA), covering setup, operation, and safety.</p>
	<p>TCL S45H 2.0 Channel Dolby Atmos Sound Bar Quick Start Guide</p> <p>This guide provides instructions for setting up and using the TCL S45H 2.0 Channel Sound Bar with Dolby Atmos and DTS Virtual:X. Learn how to register your product, connect it to your TV via HDMI or Optical, pair Bluetooth devices, and utilize AI Sonic-Adaptation.</p>
	<p>TCL S45H 2.0 Channel Dolby Atmos Sound Bar Quick Start Guide</p> <p>Quick Start Guide for the TCL S45H 2.0 Channel Dolby Atmos All in One Sound Bar. Learn how to set up, connect, and use your TCL soundbar with detailed instructions and safety information.</p>
	<p>TCL Google TV User Guide: Setup, Operations, and Troubleshooting for QM6K Series</p> <p>Comprehensive user guide for TCL Google TVs (QM6K series) in the US, covering setup, connections, operations, settings, troubleshooting, and warranty. Requires Google/TCL accounts and internet for smart features.</p>

