

LISEN Electric Retractable Car Phone Mount

LISEN Electric Retractable Car Phone Mount User Manual

Model: Electric Retractable Car Phone Mount

1. INTRODUCTION

This manual provides detailed instructions for the safe and effective use of your LISEN Electric Retractable Car Phone Mount. Designed for secure phone placement in vehicles, this mount features an electric vacuum suction system for enhanced stability. Please read this manual thoroughly before installation and operation.

2. PACKAGE CONTENTS

- Electric Suction Cup Phone Mount x1
- Instruction Manual x1
- Transparent Nano Base Pad x1
- 5-Year Worry-Free Warranty Card x1

3. IMPORTANT SAFETY & COMPATIBILITY INFORMATION

This car mount is designed for optimal performance on smooth, flat, and non-porous surfaces. Proper surface selection is crucial for a secure vacuum seal and stable operation.

Compatible Surfaces:

- Windshields
- Smooth, flat dashboards (with transparent nano base pad)
- Glass surfaces
- Metal surfaces

- CarPlay screens

Incompatible Surfaces:

- Leather dashboards or breathable surfaces (prevent tight vacuum seal)
- Textured, granular, or curved surfaces (compromise suction strength)
- Wooden surfaces

The mount operates effectively in temperatures ranging from -20°F to 100°F. Avoid prolonged exposure to extreme heat (>100°F) to prevent adhesive degradation.



Image: Visual guide for compatible and incompatible mounting surfaces.

4. SETUP & INSTALLATION

4.1 Surface Preparation

1. Thoroughly clean the chosen surface with a microfiber cloth to remove any dust, oils, or debris.
2. For dashboard installation, peel off the protective film from the transparent nano base pad completely. Ensure no residual film remains, as this can block adhesion.
3. Press the transparent nano base pad firmly onto the dashboard for at least 10 seconds, ensuring no air bubbles are trapped underneath. Air pockets will weaken the seal.

4.2 Attaching the Mount

1. Align the suction cup of the phone mount with the center of the transparent nano base pad (if used) or directly onto the clean, smooth surface.
2. Press the mount firmly against the surface. The electric vacuum system will automatically activate to create a secure seal. A subtle 'pssst' sound is normal, indicating air release.
3. Verify the mount is securely attached before placing your phone.

ELECTRIC

Fully automated Smart Safe driving assistant

“0”
Truly realize 0 safety accidents

Smart Monitoring

Smart Adsorption

300 Scans/Second

The First Stress-Reflex Electric Vacuum Vehicle-Mounted Neural Technology

Image: LISEN Electric Retractable Car Phone Mount installed on a car dashboard.

Your browser does not support the video tag.

Video: Demonstrates the installation process of the LISEN vacuum magnetic phone mount.

5. OPERATING INSTRUCTIONS

5.1 Attaching Your Phone

- The mount is compatible with iPhones (12-17 Pro Max Plus) and Samsung Galaxy (S21-S25) models, and other smartphones within 4.0-7.6 inches, including those with cases.

- Place your phone onto the magnetic surface of the mount. The strong magnetic grip will hold your device securely.

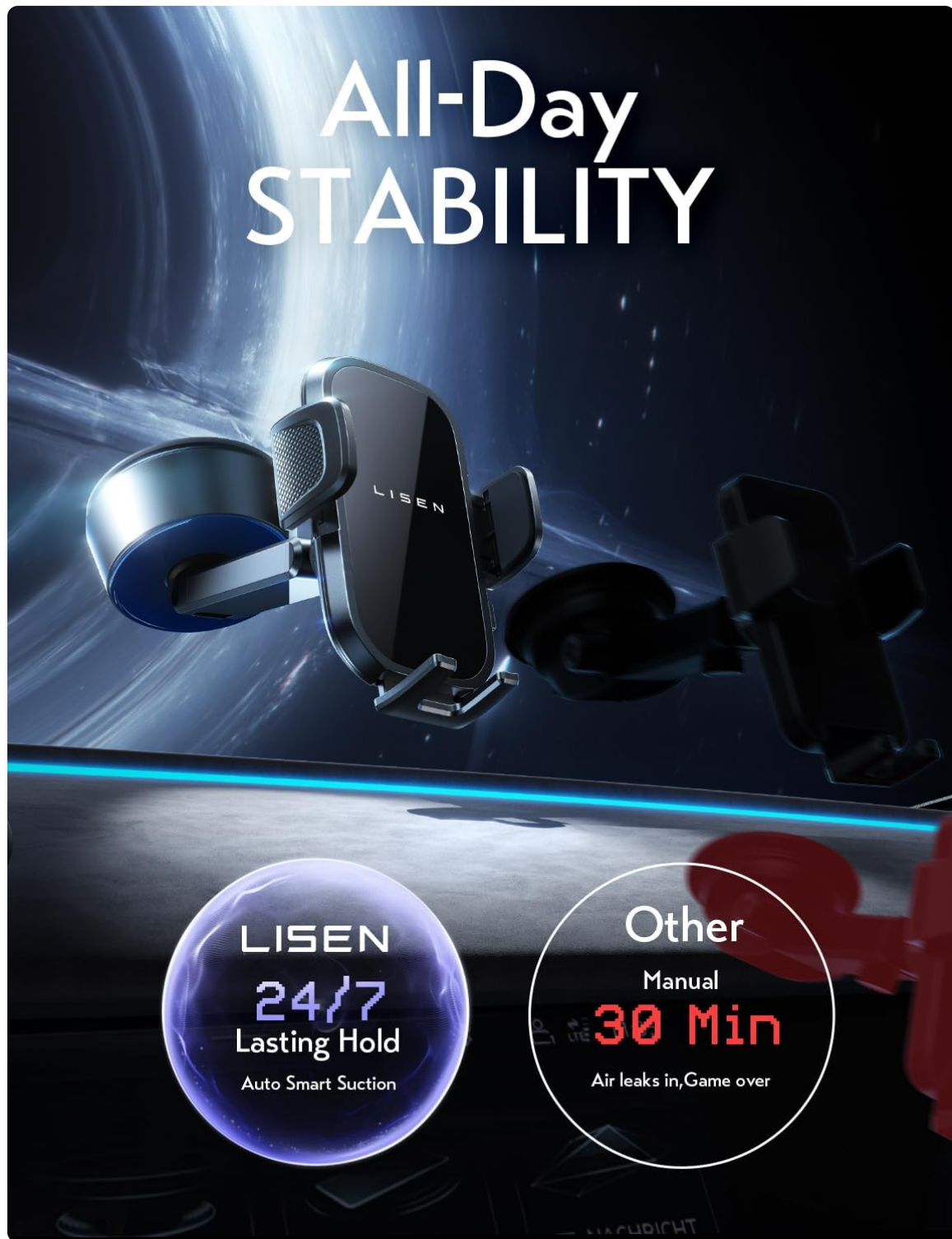


Image: Illustrates the compatibility of the mount with various phone sizes and cases.

5.2 Adjusting the Viewing Angle

- The mount features 360° adjustability, allowing you to rotate your phone to portrait or landscape mode.
- The adjustable arm provides flexibility to position your phone for optimal viewing without obstructing your driving view.

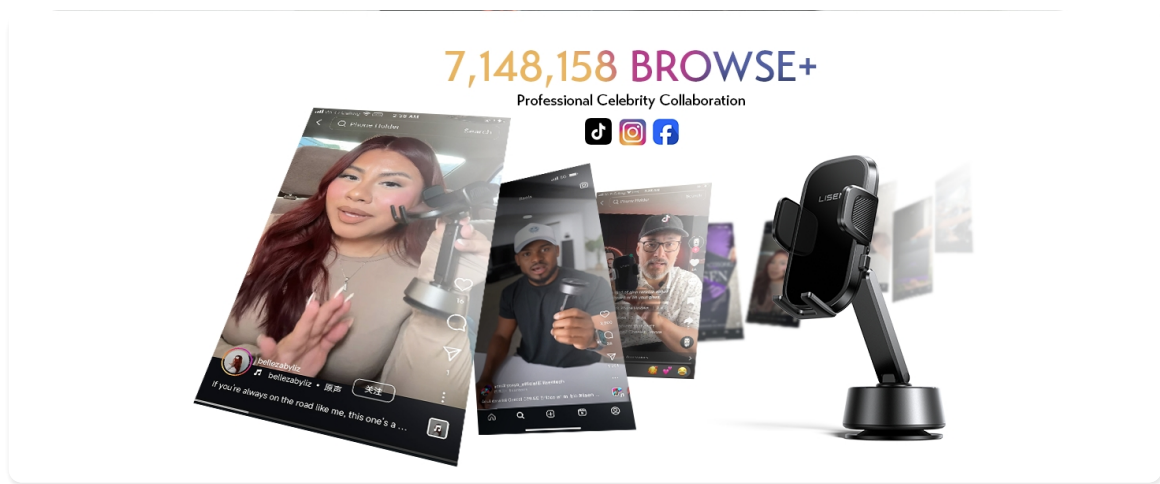


Image: Demonstrates the ergonomic adjustments and 360-degree rotation capabilities.

5.3 Automatic Suction System

- The mount's smart technology performs over 300 detections per second, continuously monitoring adsorption strength.
- It automatically expels air hourly to maintain a firm grip, especially on bumpy roads, without requiring manual adjustments.

Vacuum Grip, Zero Shake AUTO SMART SUCTION

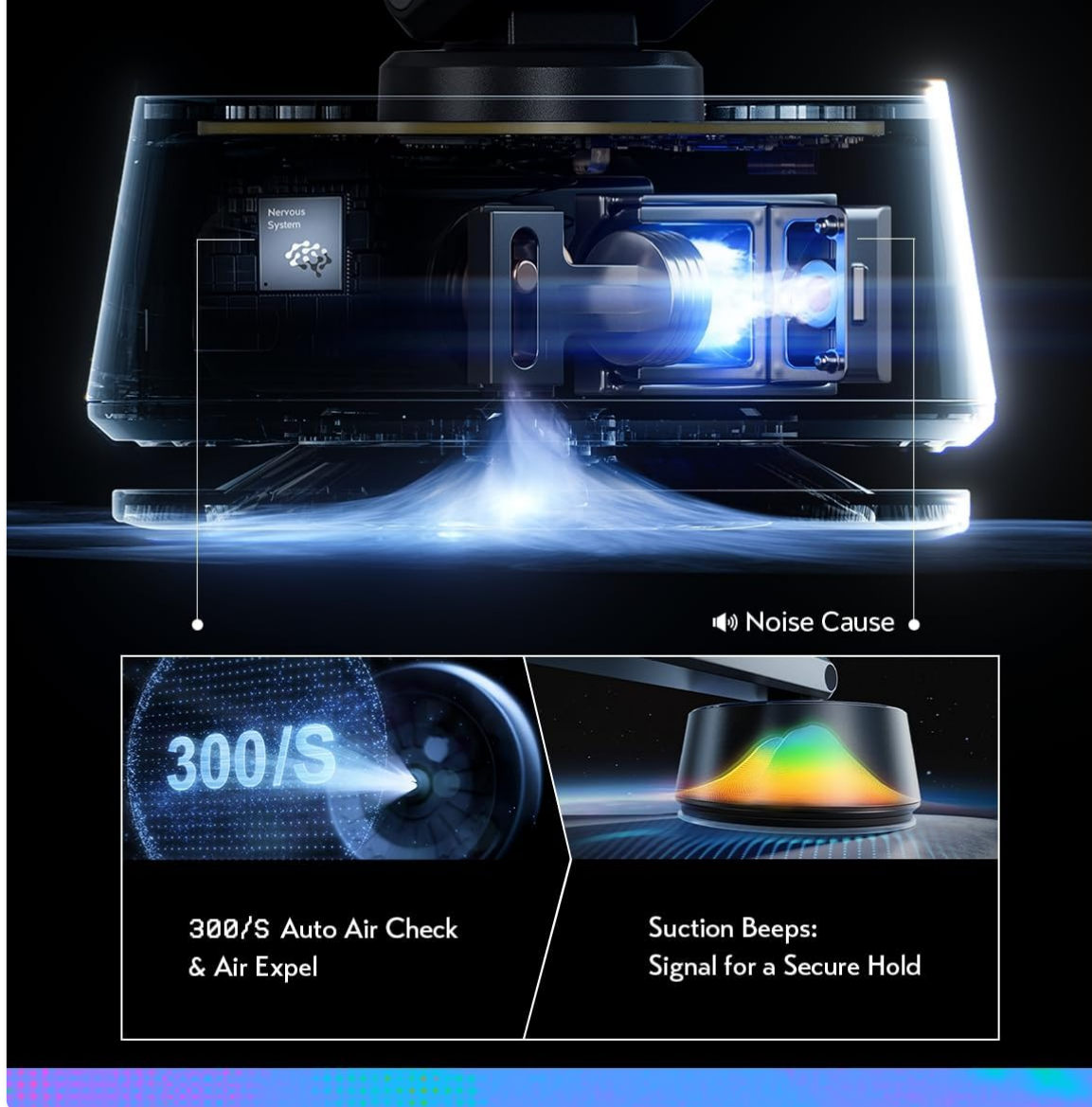


Image: Explains the auto smart suction technology.

Your browser does not support the video tag.

Video: Short demonstration of the 360-degree adjustable vacuum magnetic phone holder.

5.4 Detaching Your Phone

- To remove your phone, simply pull it away from the magnetic surface.
- To release the mount from the surface, press the release button on the side of the base and gently lift.

6. MAINTENANCE

6.1 Cleaning

- Periodically clean the suction cup and the transparent nano base pad with mild soap and water to maintain optimal adhesion.
- Ensure surfaces are completely dry before re-applying the mount.

6.2 Battery Information

- A red indicator light signals a low battery charge for the electric vacuum system.
- A full charge typically lasts approximately one month.
- The mount does not include a phone charging function.



Image: Displays product dimensions and highlights the USB-C charging port for the mount's internal battery.

7. TROUBLESHOOTING

7.1 Weak Suction or Unusual Noise

- **Cause:** Dirty or rough surface, or incomplete removal of the protective film from the transparent nano base pad.

- **Solution:** Reinstall the mount on a clean, smooth, and dust-free surface. Ensure the protective film is fully removed from the transparent nano base pad.

7.2 Excessive Battery Drain

- **Cause:** Mounting on incompatible surfaces (curved, wooden, uneven) can trigger continuous pumping by the vacuum system, leading to faster battery depletion and potential noise.
- **Solution:** Always mount on recommended smooth, flat surfaces to prevent unnecessary vacuum activation.

8. SPECIFICATIONS

Feature	Detail
Package Dimensions	6.3 x 5.47 x 2.64 inches
Item Weight	11.7 ounces
Item Model Number	72d62ca4-cd72-47ce-b0b6-e969a94ea1b2
Special Features	Adjustable, Ergonomic, Hands-Free, Motion Sensor
Color	Space Gray
Brand	LISEN
Compatible Devices	LG Phones V60, Samsung Galaxy S25 / S24 / S23 / S22 / S21, Smartphones, Sony, iPhone 16 / iPhone 16 Pro / iPhone 16 Pro Max, iPhone 15 / iPhone 15 Pro / iPhone 15 Pro Max, iPhone 14 / iPhone 14 Pro / iPhone 14 Pro Max, iPhone 13 / iPhone 13 Pro / iPhone 13 Pro Max, iPhone 12 / iPhone 12 Pro / iPhone 12 Pro Max
Compatible Phone Models	Android, Samsung Galaxy S25 / S24 / S23 / S22 / S21 Ultra, iPhone 16 / iPhone 16 Pro / iPhone 16 Pro Max, iPhone 15 / iPhone 15 Pro / iPhone 15 Pro Max, iPhone 14 / iPhone 14 Pro / iPhone 14 Pro Max, iPhone 13 / iPhone 13 Pro / iPhone 13 Pro Max, iPhone 12 / iPhone 12 Pro / iPhone 12 Pro Max
Mounting Type	Windshield & CarPlay

9. WARRANTY AND SUPPORT

Your LISEN Electric Retractable Car Phone Mount comes with a 5-year worry-free warranty. For support or warranty claims, please refer to the contact information provided on your warranty card or visit the official LISEN website.

