



[Manuals.plus](#) /

› [GarveeLife](#) /

› GarveeLife 20'x20'x13' Metal Carport User Manual

GarveeLife 20x20

GarveeLife 20'x20'x13' Metal Carport User Manual

Model: 20x20

PRODUCT OVERVIEW

The GarveeLife 20'x20'x13' Metal Carport is a heavy-duty, permanent shelter designed to protect vehicles such as cars, full-sized pickup trucks, boats, and tractors from various weather conditions. Constructed with a robust steel frame and durable metal roofing, this carport offers significant protection and longevity.

Its design prioritizes strength and durability, featuring a high snow load capacity and resistance to strong winds when properly secured. The carport is an ideal solution for outdoor storage, providing ample space and reliable protection for your valuable equipment.



Image: The GarveeLife 20'x20'x13' Metal Carport providing shelter for a tractor and a full-sized pickup truck, demonstrating its spacious design.

SAFETY INFORMATION

Always prioritize safety during assembly and use of the carport. Failure to follow safety guidelines can result in injury or damage to the product.

- **Wind Resistance:** This carport is designed to withstand winds up to 12 Beaufort Scale winds after being properly secured. In areas prone to high winds, it is highly recommended to use additional sandbags, concrete anchors, and guylines to enhance stability.
- **Snow Load:** The roof has a snow load capacity of 14,000 lbs. While robust, it is advisable to clear excessive snow accumulation to prevent potential structural stress, especially during prolonged heavy snowfall.
- **Assembly Safety:** Assembly requires at least 4 people. Always wear appropriate personal protective equipment, including gloves, and use ladders and drills safely. Ensure the assembly area is clear of obstructions.
- **Site Preparation:** Install the carport on a level grass ground, level concrete surface, or level gravel surface to ensure proper stability and drainage.
- **Component Inspection:** Before assembly, inspect all components for any damage that may have occurred during shipping. Do not proceed with assembly if parts are significantly damaged. Contact customer support for replacements.



Image: Visual comparison highlighting the GarveeLife carport's ability to withstand heavy snowfall compared to a structure prone to collapse under similar conditions.



VS



Prone to collapse

Image: Visual comparison illustrating the GarveeLife carport's resilience against strong winds versus a structure prone to being blown over.

SETUP AND INSTALLATION

The GarveeLife Metal Carport requires assembly. It is packaged in 8 reinforced cartons, which may arrive at different times. Please ensure all boxes have arrived before beginning assembly.

Required Tools and Personnel:

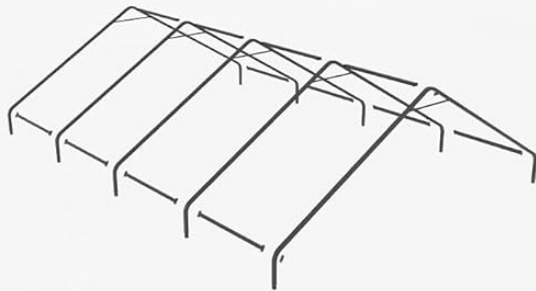
- Ladders
- Drills
- Gloves (2 pairs included)
- Hammers
- Minimum of 4 people for assembly

Assembly Steps (Estimated time: 6-8 hours):

1. **Assemble the Roof Frame:** Begin by constructing the primary roof frame structure. Ensure all connections are secure.
2. **Anchor the Metal Sheets:** Carefully attach and anchor the 27 gauge metal roof sheets to the assembled frame.
3. **Set Up the Steel Poles:** Erect and secure the 2" x 2", 19 gauge high-strength steel support poles.
4. **Attach the Side Sheets:** Install any designated side sheets or panels to complete the enclosure.

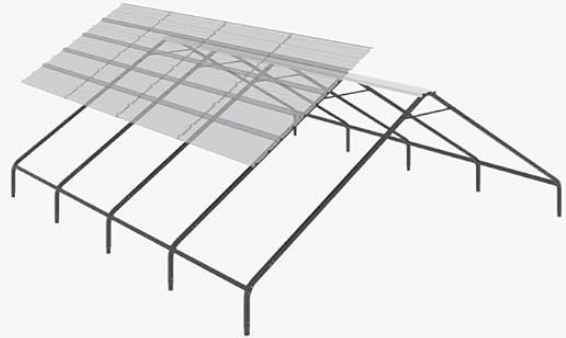
It is highly recommended to review the official installation manual (PDF) for detailed, step-by-step instructions and diagrams. A link to the PDF manual is typically provided with your purchase documentation or can be found on the product's Amazon page.

1



Assemble the roof frame

2



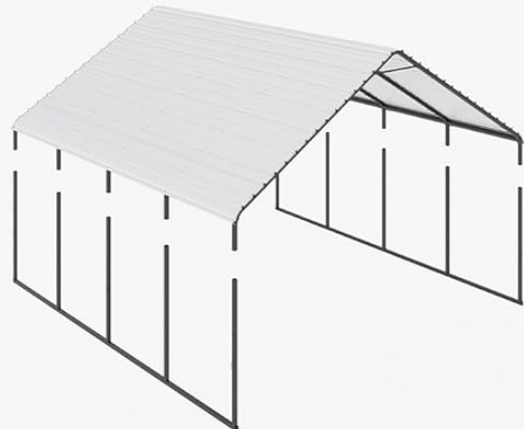
Anchor the metal sheets

3



Set up the steel poles

4



Attach the side sheets

Image: A visual guide illustrating the four main steps for assembling the carport structure.



Image: Detailed view of the carport's structural components, highlighting the 27 gauge metal sheets and 19 gauge steel frame, along with their rain, UV, and rust-proof properties.

USAGE AND OPERATION

The GarveeLife Metal Carport provides a durable and spacious outdoor shelter for a variety of vehicles and equipment. Its large dimensions (19'8" L x 19'3" W x 12'8" H) make it suitable for:

- Two standard cars
- Full-sized pickup trucks
- Boats
- Tractors and other agricultural machinery
- ATVs and small trailers

The slightly angled roof design effectively sheds water, preventing accumulation and contributing to the carport's load capacity, especially in snowy conditions. The triple rust-resistant coating on the frame extends the lifespan of the structure, ensuring long-term protection for your assets.



Image: The carport effectively sheltering two vehicles during winter, demonstrating its all-weather capability.

ULTRA SPACE

Your Second Outdoor Garage



Image: The carport providing ample "Ultra Space" for larger equipment like a tractor and an ATV in an outdoor setting.

MAINTENANCE

Regular maintenance will ensure the longevity and continued performance of your GarveeLife Metal Carport.

- **Periodic Inspection:** Regularly check all bolts, screws, and connections to ensure they remain tight and secure. Tighten any loose fasteners as needed.
- **Cleanliness:** Keep the roof and frame free from debris, leaves, and excessive dirt. A gentle rinse with water can help maintain its appearance and prevent material degradation.
- **Snow Removal:** While the carport has a high snow load capacity, it is recommended to remove heavy snow accumulation from the roof to minimize prolonged stress on the structure.
- **Rust Prevention:** Although the frame has a triple rust-resistant coating, inspect for any signs of rust, especially in areas where the coating might be scratched or damaged. Touch up with rust-inhibiting paint if necessary.
- **Anchoring System:** Periodically check the integrity of your anchoring system (sandbags, concrete, guylines) to ensure it remains effective, especially after severe weather events.

TROUBLESHOOTING

This section addresses common issues you might encounter with your carport.

Common Issues and Solutions:

- **Issue:** Carport feels unstable or sways in wind.
Solution: Ensure all frame connections are tightly secured. Verify that the carport is properly anchored to the ground using the recommended methods (sandbags, concrete, guylines), especially in windy conditions.
- **Issue:** Water leakage from the roof.
Solution: Inspect the metal roof sheets for any gaps, loose fasteners, or damage. Ensure all screws are properly tightened and consider applying a waterproof sealant to seams if necessary.
- **Issue:** Missing or damaged parts upon delivery.
Solution: Contact GarveeLife customer support immediately. Provide your order details and a description of the missing or damaged components for assistance with replacements.
- **Issue:** Difficulty during assembly.
Solution: Refer to the detailed installation manual. Ensure you have the required number of people (at least 4) and tools. Double-check part numbers and orientations. If issues persist, contact customer support.

SPECIFICATIONS

Brand	GarveeLife
Model Number	20x20
Product Dimensions (L x W x H)	19'8" x 19'3" x 12'8" (240"L x 240"W x 152"H)
Item Weight	800 lbs
Frame Material	Alloy Steel (2" x 2", 19 gauge high-strength steel poles)
Roof Material	27 gauge sheet metal

Color	White
Snow Load Capacity	14,000 lbs
Wind Resistance	Up to 12 Beaufort Scale winds (when properly secured)
Water Resistance Level	Water Repellent
UV Protection	Yes
Assembly Required	Yes
UPC	198723768724

BIG & TALL

Ultra space for your large vehicle that can't be easily parked in the indoor garages

20'x20'x13' for 2 cars

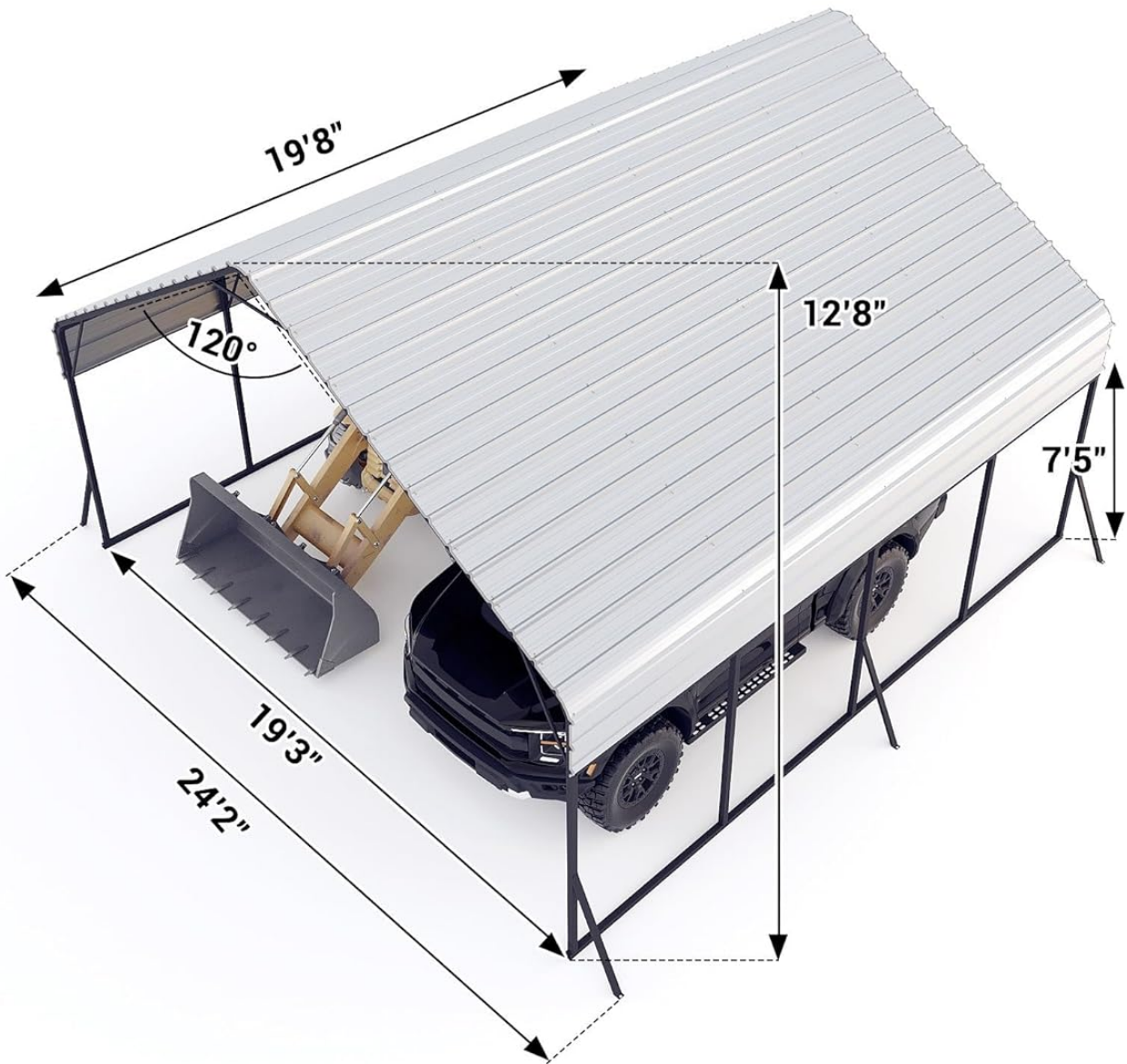
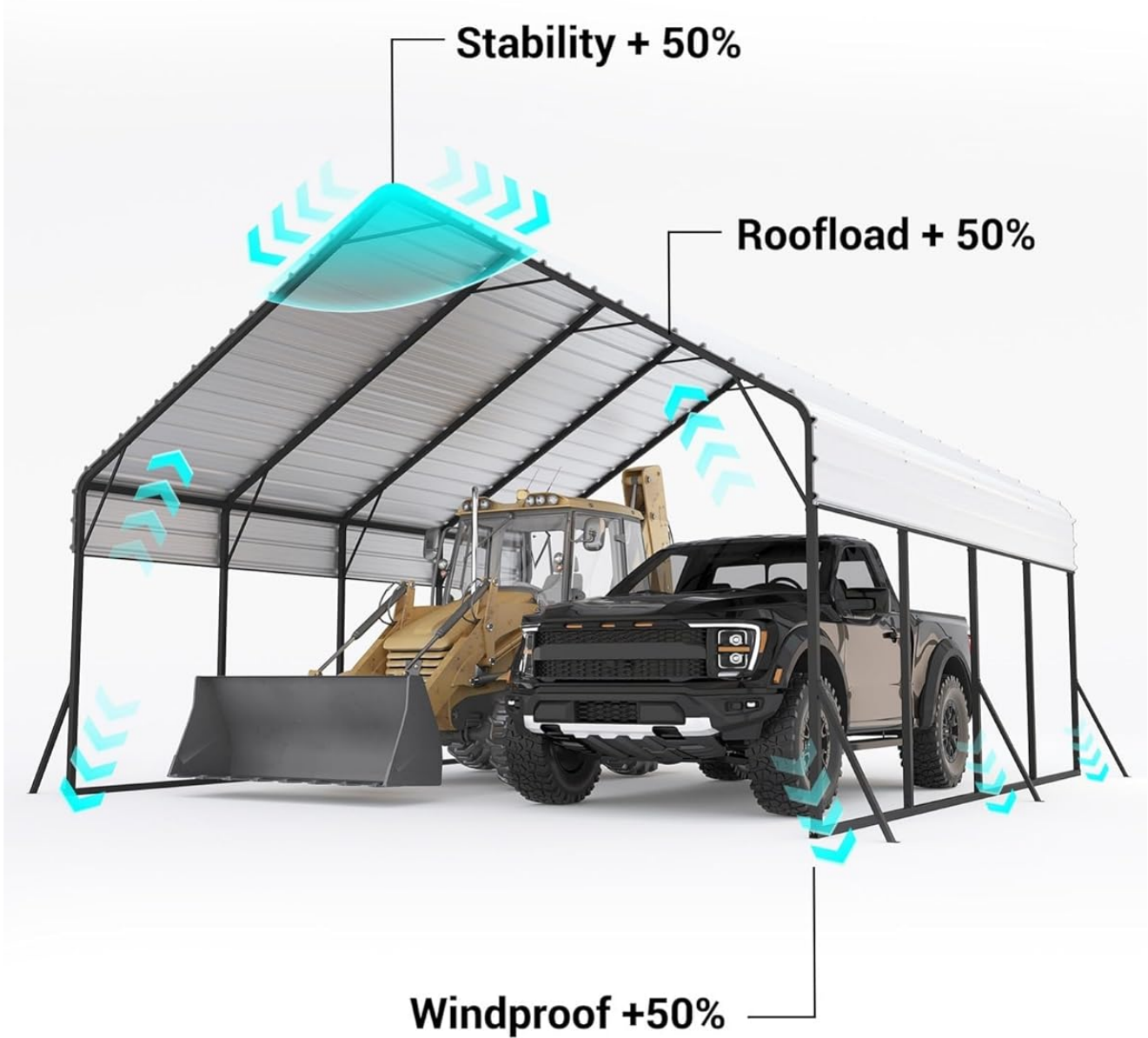


Image: Detailed dimensional diagram of the carport, illustrating its "Big & Tall" design for large vehicles.



FULLY UPGRADED

🛡️ Top-tier protection

Image: Illustration of the carport's "Fully Upgraded" features, indicating enhanced stability, roofload capacity, and windproof capabilities.

WARRANTY AND SUPPORT

GarveeLife provides a **1-year guarantee** for this metal carport. If you encounter any issues, have questions, or require assistance with missing or damaged parts, please do not hesitate to contact GarveeLife customer support.

For the quickest resolution regarding parts or support, it is often beneficial to contact the company directly. Refer to your purchase documentation for specific contact information or visit the GarveeLife store on Amazon.

Note on Shipping: As the product is packaged in 8 reinforced cartons, these may not arrive at the same time. Please allow for all packages to be delivered before reporting missing parts.