

[Manuals.plus](#) /

› [Soudorv](#) /

› Soudorv P97 Smart Watch User Manual

Soudorv P97

Soudorv P97 Smart Watch User Manual

Model: P97

INTRODUCTION

This manual provides detailed instructions for the setup, operation, and maintenance of your Soudorv P97 Smart Watch. Please read this manual thoroughly before using the device to ensure proper functionality and to maximize your user experience.



Image: The Soudorv P97 Smart Watch with its main display showing current time, date, weather, activity metrics, and a phone call notification icon.

SETUP

1. Package Contents

Before proceeding, please verify that all items are present in your package:

- Soudorv P97 Smart Watch
- Watch Strap
- Magnetic Charging Cable
- User Manual (this document)

Size & Package Contents

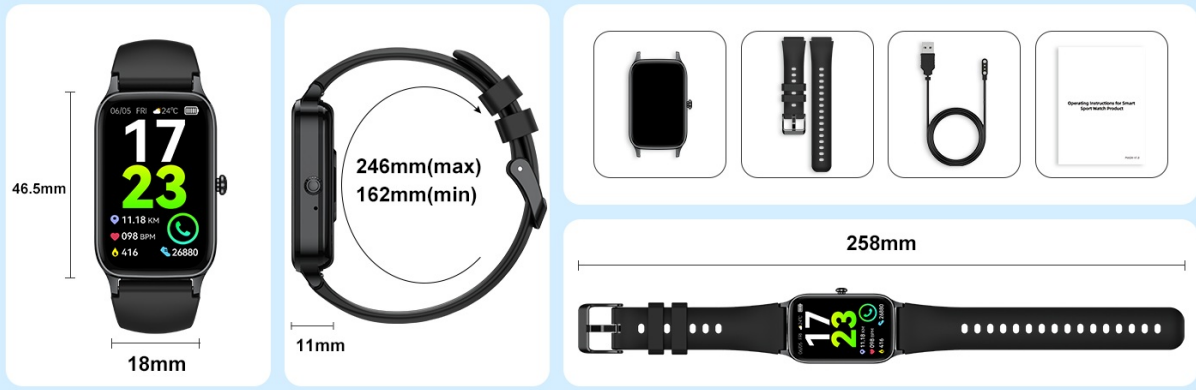


Image: An illustration detailing the watch dimensions and the contents of the product package.

2. Charging the Smart Watch

Before first use, fully charge your Soudorv P97 Smart Watch. Connect the magnetic charging cable to the charging contacts on the back of the watch and plug the USB end into a power adapter (not included) or a computer's USB port. A full charge typically takes approximately 2 hours.



Long Battery Life

2 Hours

Charging time

7 Days

Average usage

30 Days

Power-saving mode



Image: The smart watch connected to its magnetic charger, illustrating the charging process and battery life expectations.

3. App Installation and Pairing

To unlock the full functionality of your smart watch, you need to install the companion application on your smartphone and pair the devices.

1. **Download the App:** Search for "FitCloudPro" in the Google Play Store (for Android devices) or the Apple App Store (for iOS devices) and install it.
2. **Enable Bluetooth:** Ensure Bluetooth is enabled on your smartphone.
3. **Open App and Search:** Open the "FitCloudPro" app and follow the on-screen instructions to start searching for your device.
4. **Connect:** Select "P97" from the list of available devices to establish a connection. The app will guide you through the pairing process.

The watch is compatible with Android 7.0+ and iOS 9.0+ devices. A single Bluetooth connection (Mobile Bluetooth + Bluetooth audio) is required for full features.



Image: A visual guide demonstrating the steps to connect the smart watch to a smartphone via the FitCloudPro application.

OPERATING INSTRUCTIONS

1. Basic Navigation

The Soudorv P97 Smart Watch features a 1.57" Ultra HD full-touch color screen for intuitive interaction:

- **Swipe Up/Down:** Navigate through menus and notifications.
- **Swipe Left/Right:** Access quick functions or widgets.
- **Tap:** Select an item or confirm an action.
- **Side Button:** Press to return to the home screen or wake the device.

2. Bluetooth Calling and Smart Notifications

Once paired with your smartphone, the watch allows you to manage calls and receive notifications directly on your wrist.

- **Make/Answer Calls:** With Bluetooth 5.3 and a built-in microphone and Hi-Fi speaker, you can answer incoming calls or dial out directly from the watch. Access call logs, contacts, and a dial pad.

- **Notifications:** Receive vibrating alerts for texts and app notifications from platforms like Facebook, WhatsApp, Instagram, and Twitter. Ensure notification permissions are enabled in the "FitCloudPro" app.

Bluetooth Call & Smart Notification

You will not miss messages & call important to you.



Image: The smart watch interface showing options for managing phone calls and receiving notifications from popular applications.

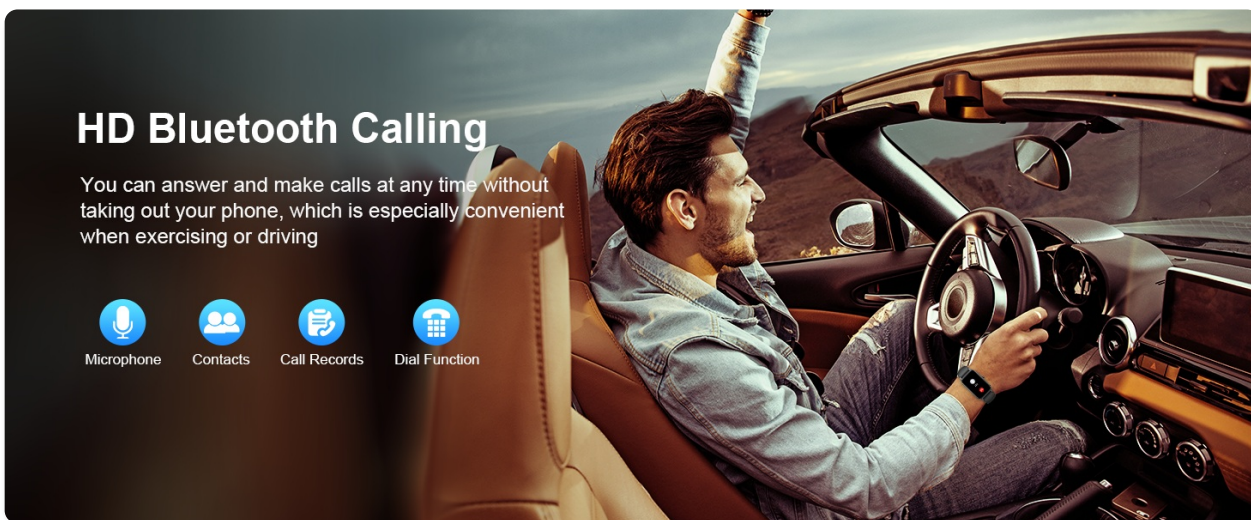
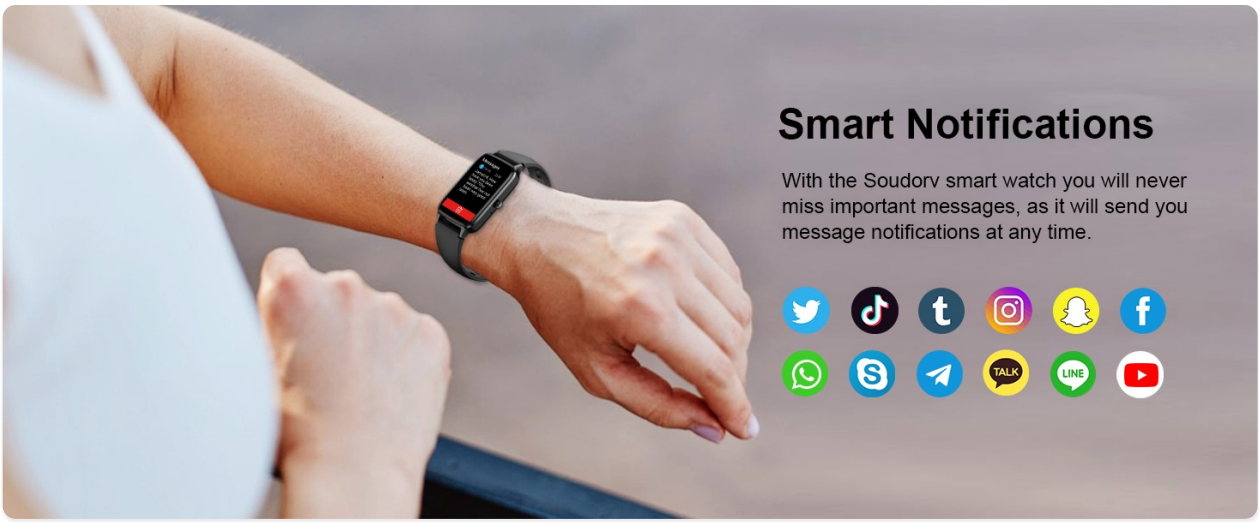


Image: A user demonstrating the convenience of HD Bluetooth calling directly from the watch while driving.



Smart Notifications

With the Soudorv smart watch you will never miss important messages, as it will send you message notifications at any time.




Image: The smart watch displaying incoming notifications from various applications, highlighting its smart notification feature.

3. Customizing Watch Faces

Personalize your watch with over 250 online dial wallpapers available through the "FitCloudPro" app. You can also upload your favorite photos to create custom watch faces.

1.57" HD Full Touch Screen

250+ online Dials & DIY Dials



Weather



Alarm Clock



Camera



Music



Timer



Stopwatch



Voice



Messages



Find Phone



Women's Health



Breathing Training



More

Image: The smart watch showcasing a variety of digital and analog watch faces, along with icons representing its diverse functions.



Image: A selection of customizable watch faces, including options to use personal photos, available for the smart watch.

4. Voice Assistant

Quickly activate your phone's AI voice assistant through the watch to perform tasks such as making calls, setting alarms, or playing music.

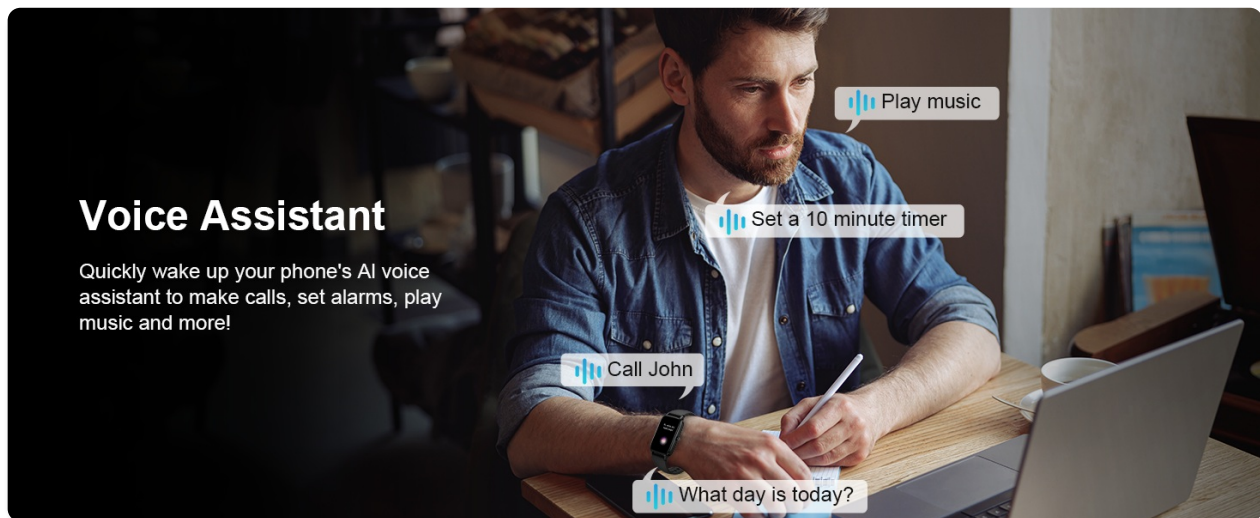


Image: A user interacting with the watch's voice assistant feature to execute various commands.

HEALTH MONITORING

The Soudorv P97 Smart Watch is equipped with a high-performance sensor for continuous health monitoring.

- **Heart Rate Monitoring:** Real-time tracking of your heart rate, providing insights into your cardiovascular health.
- **Sleep Tracking:** Monitors your sleep patterns, including deep sleep, light sleep, REM, and awake time, to help optimize your rest.
- **Blood Oxygen (SpO2) Monitor:** Measures your blood oxygen levels to ensure a healthier metabolism.
- **Breathing Exercises:** Guided breathing sessions to help reduce stress and improve focus.
- **Menstrual Cycle Tracking:** A feature for women to track menstrual cycles, predict periods, and

ovulation.



24/7 Health Management



Heart Rate



Sleep Tracking



Blood Oxygen

Image: The smart watch interface showing real-time heart rate, sleep tracking data, and blood oxygen levels.

7/24 Accurate Health Keeper




07 H 50 M

Sleep Monitor




▲ 108 ▼ 90

Heart Rate



▲ 99% ▼ 94%

Blood Oxygen



Women's Health

Image: An overview of the watch's continuous health monitoring features, including sleep, heart rate, blood oxygen, and women's health tracking.

Sleep Quality Monitoring

Score your sleep quality and make professional suggestions, so you can sleep better.





Image: The smart watch providing detailed sleep quality analysis, categorizing sleep into different stages.

Heart Rate Monitoring

Real-time heart rate monitoring, timely detection of problems and protection of your health.



Image: The smart watch actively monitoring and displaying the user's heart rate during physical activity.

Blood Oxygen Monitor

Monitor oxygen balance and display SpO2 in realtime to ensure a healthier, more regular metabolism.



Image: The smart watch and its companion app showing detailed blood oxygen saturation (SpO2) monitoring data.

Menstrual Cycle Tracking Feature

Tracking the start and end dates of menstruation to help women ease through sensitive periods.




Image: The smart watch's menstrual cycle tracking feature, providing a calendar view and predictions for women's health.

ACTIVITY TRACKING & SPORTS MODES

The P97 Smart Watch is designed to support your fitness journey with comprehensive activity tracking and a wide range of sports modes.

- **Daily Activity Tracking:** Monitors steps taken, calories burned, and distance traveled throughout the day.
- **110+ Sports Modes:** Choose from over 110 sports modes, including running, cycling, swimming, and more, to accurately track your workouts.
- **GPS Tracking:** Utilizes your smartphone's GPS (via the "Gloryfit" or "FitCloudPro" app) to map your outdoor activities and provide accurate distance and pace data.

All DAY Activity Tracking



Calories Burned



Step Count



Tracking Distance



26°C Cloudy



9021 Steps



378 Kcal



7.36 Km



Image: The smart watch showing a summary of daily activity, including steps, calories, and distance.

All Day Activity Tracking

Make your life healthier
Help you train better



Steps
8527 steps



Heart Rate
76 bpm



Calories
378 kcal



Distance
5.42 km



Image: The smart watch tracking various activity metrics during an outdoor run.



Image: The smart watch interface showcasing a selection of its extensive sport modes.

ADDITIONAL FEATURES

The Soudorv P97 Smart Watch offers a variety of practical features to enhance your daily life:

- **IP68 Waterproof:** Designed to withstand sweat, washing, rain, and even short periods of immersion (e.g., showering or swimming). Not suitable for hot water or deep diving.
- **Long Battery Life:** A 300mAh battery provides approximately 7 days of average usage and up to 30 days in power-saving mode on a 2-hour charge.
- **Alarm Clock:** Set multiple alarms through the app.
- **Stopwatch & Timer:** Basic timing functions for various activities.
- **Camera Control:** Remotely control your smartphone's camera.
- **Find Your Phone:** Locate your paired smartphone by triggering an alert sound.
- **Music Control:** Play, pause, skip tracks, and adjust volume for music playing on your smartphone.
- **Weather Forecast:** Get real-time weather updates.
- **Calendar:** View calendar information.
- **Brightness Adjustment:** Customize screen brightness for optimal viewing.




Image: A visual representation of several key features accessible on the smart watch.

MAINTENANCE

1. Cleaning

Regularly clean your smart watch and strap to prevent skin irritation and maintain device performance. Use a soft, lint-free cloth. If necessary, dampen the cloth with a small amount of water. Avoid harsh chemicals or abrasive materials.

2. Water Resistance Guidelines (IP68)

The Soudorv P97 Smart Watch is IP68 waterproof, meaning it is resistant to dust and can withstand immersion in water up to 1.5 meters for up to 30 minutes. However, it is important to follow these guidelines:

- Do not expose the watch to hot water, steam, or saunas, as this can compromise the seals.
- Avoid high-velocity water, such as from a pressure washer or strong shower jet.
- After exposure to water, especially saltwater, rinse the watch with fresh water and dry it thoroughly.
- Do not operate the watch buttons underwater.



Image: The smart watch being used in a pool, demonstrating its IP68 water resistance for various activities.

TROUBLESHOOTING

If you encounter issues with your Soudorv P97 Smart Watch, please refer to the following common solutions:

- **Watch not connecting to phone:** Ensure Bluetooth is enabled on your phone, the watch is charged, and the "FitCloudPro" app is open and searching. Try restarting both the watch and your phone.
- **Notifications not appearing:** Check notification permissions in your phone's settings for the "FitCloudPro" app and ensure they are enabled within the app itself.
- **Inaccurate time:** Ensure the watch is properly synced with the "FitCloudPro" app. Time synchronization typically occurs automatically upon connection. If issues persist, try disconnecting and re-pairing the device.
- **Short battery life:** Reduce screen brightness, disable unnecessary features, and ensure the watch is fully charged. Frequent use of features like calls and continuous heart rate monitoring can reduce battery duration.
- **Inaccurate activity tracking (steps, GPS):** Ensure the watch is worn snugly on your wrist. For GPS tracking, ensure your phone's GPS is active and the watch is connected to the app during outdoor activities.
- **Timer/Stopwatch issues:** Some users report that the timer/stopwatch display remains on and may not provide an audible alert. Ensure the watch's volume is up and check for any firmware updates via the app that might address this.

For further assistance, please contact customer support.

SPECIFICATIONS

Feature	Specification
Model Number	P97
Brand	Soudorv
Screen Size	1.57 Inches
Battery Capacity	300 mAh
Charging Time	Approx. 2 hours
Average Usage Time	Up to 7 days
Standby Time	Up to 30 days
Waterproof Rating	IP68
Connectivity	Bluetooth 5.3
Compatibility	Android 7.0+ / iOS 9.0+
Item Weight	2.39 ounces
Package Dimensions	6.1 x 3.39 x 0.75 inches

WARRANTY AND SUPPORT

1. Warranty Information

The Soudorv P97 Smart Watch comes with a 1-year unconditional return and warranty. Please retain your proof of purchase for warranty claims.

Image: Soudorv's commitment to customer satisfaction, highlighting warranty and support services.

2. Customer Support

For any questions, technical assistance, or warranty inquiries, please contact Soudorv customer support. We aim to provide a 24/7 quick response to all customer queries.

Please refer to the contact information provided on the product packaging or the official Soudorv website.