

Zwide G105U

Zwide G105U Docking Keyboard with Touchpad and Protective Case User Manual

MODEL: G105U

1. Introduction

Thank you for choosing the Zwide G105U Docking Keyboard with Touchpad and Protective Case. This accessory is designed to enhance the functionality and portability of your Zwide Pad G105U tablet, transforming it into a versatile 2-in-1 computer. This manual provides essential information for setup, operation, maintenance, and troubleshooting to ensure optimal performance and longevity of your device.

2. Product Overview

The Zwide G105U Docking Keyboard integrates a full QWERTY keyboard, a responsive touchpad, and a protective case with a built-in stand. It connects seamlessly to your Zwide Pad G105U tablet via a docking mechanism, providing a laptop-like experience.



Figure 2.1: An overhead view of the Zwide G105U docking keyboard with an integrated touchpad, shown alongside its protective case. The keyboard features a standard QWERTY layout with function keys, media controls, and a Windows key. The protective case is designed to hold a tablet and can function as a stand.

3. Setup Instructions

Follow these steps to properly connect your Zwide G105U Docking Keyboard to your tablet:

1. **Prepare the Tablet:** Ensure your Zwide Pad G105U tablet is powered off or in sleep mode before docking.
2. **Align the Docking Connectors:** Locate the docking port on your Zwide Pad G105U tablet and the corresponding connector on the keyboard. Carefully align the two components.
3. **Secure the Connection:** Gently push the tablet onto the keyboard's docking connector until it clicks into place. The connection should feel secure.
4. **Power On:** Once docked, power on your Zwide Pad G105U tablet. The keyboard and touchpad should be automatically recognized by the Windows 11 operating system.
5. **Adjust the Stand:** Open the protective case and adjust the integrated stand to your desired viewing angle for comfortable use.

4. Operating Instructions

4.1. Keyboard Functions

The keyboard features a standard QWERTY layout. Most keys function as they would on a typical

computer keyboard.

- **Function Keys (F1-F12):** These keys often have secondary functions when pressed in combination with the **Fn** key. Refer to your tablet's operating system for specific assignments. Common functions include brightness control, media playback, and volume adjustment.
- **Windows Key:** Opens the Start menu.
- **Ctrl, Alt, Shift:** Standard modifier keys for various shortcuts.

4.2. Touchpad Usage

The integrated touchpad allows for precise cursor control and navigation.

- **Single Tap:** Functions as a left-click.
- **Two-Finger Tap:** Functions as a right-click.
- **Two-Finger Scroll:** Drag two fingers up or down to scroll through content.
- **Pinch-to-Zoom:** Use two fingers to pinch in or spread out to zoom in or out.

4.3. Protective Case and Stand

The protective case safeguards your tablet and keyboard. The integrated stand allows for multiple viewing angles, enhancing productivity and media consumption.

5. Maintenance

Proper maintenance ensures the longevity and performance of your docking keyboard.

- **Cleaning:** Use a soft, lint-free cloth slightly dampened with water or a mild cleaning solution to wipe the keyboard and case surfaces. Avoid harsh chemicals or abrasive materials. Do not spray liquids directly onto the keyboard.
- **Storage:** When not in use, keep the keyboard and tablet docked together within the protective case to prevent dust accumulation and accidental damage. Store in a cool, dry place away from direct sunlight and extreme temperatures.
- **Handling:** Avoid dropping the device or applying excessive force to the keys or touchpad.

6. Troubleshooting

If you encounter issues with your Zwide G105U Docking Keyboard, try the following solutions:

- **Keyboard or Touchpad Not Responding:**
 - Ensure the tablet is securely docked to the keyboard. Detach and re-attach the tablet to ensure a proper connection.
 - Restart your Zwide Pad G105U tablet.
 - Check for any physical obstructions in the docking port.
- **Keys Not Functioning Correctly:**
 - Clean around the affected keys to remove any debris.
 - Verify that no software issues are interfering with keyboard input (e.g., sticky keys settings).
- **Touchpad Cursor Jumps or is Erratic:**
 - Ensure your fingers are clean and dry when using the touchpad.
 - Check for any foreign objects or dirt on the touchpad surface.

7. Specifications




Model Name	G105U-KeyBoard
Product Dimensions	10.39 x 6.69 x 0.79 inches (26.39 x 17.00 x 2.01 cm)
Item Weight	1.1 pounds (0.5 kg)
Compatible Devices	Zwide Pad G105U Tablets
Connectivity Technology	Docking (USB interface)
Color	Black

8. Warranty and Support

The Zwide G105U Docking Keyboard is covered by a limited manufacturer's warranty. Please refer to the warranty card included with your purchase for specific terms and conditions.

For technical support, troubleshooting assistance, or warranty claims, please contact Zwide customer service through the official Zwide website or the contact information provided with your product packaging.

Related Documents - G105U

	<p>Zwide Pad G105U User Manual and Specifications</p> <p>Comprehensive user manual for the Zwide Pad G105U 2-in-1 computer tablet, covering setup, operation, troubleshooting, technical specifications, and compliance information.</p>
	<p>Zwide NA105H Mini Laptop User Manual</p> <p>User manual for the Zwide NA105H Mini Laptop, providing instructions, troubleshooting, and technical specifications.</p>
	<p>Zwide E20 Wireless Microphone Amplifier User Manual</p> <p>User manual for the Zwide E20 Wireless Microphone Amplifier, detailing its features, specifications, instructions for use, and accessories. Includes information on pairing, operation modes, and technical details.</p>



[Zwide Pad G105U User Manual and Specifications](#)

Comprehensive user manual for the Zwide Pad G105U 2-in-1 computer tablet, covering setup, operation, troubleshooting, technical specifications, and compliance information.

lang:en score:40 filesize: 1.97 M page_count: 24 document date: 2023-06-21



[\[pdf\] Test Report](#)

Test Report DFS Rev 1 ShenZhen ZhiWei Technology Co Ltd G105U 2 in1 Computer Tablet 2A8SQ 2A8SQG105U g105u

Page 1 of 94 FCC ID: 2A8SQ-**G105U** Report No.: LCSA042123058EG FCC TEST REPORT For ShenZhen ZhiWei Technology Co., Ltd 2 in1 Computer Tablet Test Model: **G105U** Prepared for Address : ShenZhen ZhiWei Technology Co., Ltd East of 3F Bld 3,LiJinCheng Industrial Park, Yousong Comm, Longhua : Str, Longh...

lang:en score:26 filesize: 3.18 M page_count: 94 document date: 2023-06-20



[\[pdf\] Test Report](#)

Shenzhen Sunspring Electronics Co Ltd Keyboard OJWCG107C Violet Wang Test Report BT ShenZhen ZhiWei Technology G105U 2A8SQ 2A8SQG105U g105u

Page 1 of 37 FCC ID: 2A8SQ-**G105U** Report No.: LCSA042123058EA FCC TEST REPORT FOR ShenZhen ZhiWei Technology Co., Ltd 2 in1 Computer Tablet Test Model: **G105U** Prepared for Address : ShenZhen ZhiWei Technology Co., Ltd : East of 3F Bld 3,LiJinCheng Industrial Park, Yousong Comm, Longhua Str, Lon...

lang:en score:26 filesize: 1.32 M page_count: 37 document date: 2023-06-21



[\[pdf\] Test Report](#)

FCC PART 15 news Test Report BT LE ShenZhen ZhiWei Technology Co Ltd G105U 2 in1 Computer Tablet 2A8SQ 2A8SQG105U g105u

Page 1 of 35 FCC ID: 2A8SQ-**G105U** Report No.: LCSA042123058EC FCC TEST REPORT For ShenZhen ZhiWei Technology Co., Ltd 2 in1 Computer Tablet Test Model: **G105U** Prepared for Address : ShenZhen ZhiWei Technology Co., Ltd : East of 3F Bld 3,LiJinCheng Industrial Park, Yousong Comm, Longhua Str, Longh...

lang:en score:26 filesize: 1.45 M page_count: 35 document date: 2023-06-21



[\[pdf\]](#) Test Report

TELEC LEO RADIO TEST REPORT For ShenZhen ZhiWei Technology Co Ltd 2 Zwide Test Model G105U Ratings AC Adapter JHD AP024Z 120200BA A 219 239195 02 013 tele soumu go jp giteki SearchServlet2 PageID jt01 ATF 121475013 |||

Page 1 of 36 Report No.: LCSA042123062ED RADIO TEST REPORT For ShenZhen ZhiWei Technology Co., Ltd 2 in1 Computer Tablet Test Model: **G105U** Prepared for Address Prepared by Address Tel Fax Web Mail : ShenZhen ZhiWei Technology Co., Ltd : 4th-5th Floor, Bld 6 and East side of 3rd Floor Bld 3, LiJi...

lang:en score:26 filesize: 1.52 M page_count: 36 document date: 2023-06-21



[\[pdf\]](#) Test Report

FCC PART 15 news Test Report 2 4G WLAN ShenZhen ZhiWei Technology Co Ltd G105U in1 Computer Tablet 2A8SQ 2A8SQG105U g105u

Page 1 of 40 FCC ID: 2A8SQ-**G105U** Report No.: LCSA042123058ED FCC TEST REPORT For ShenZhen ZhiWei Technology Co., Ltd 2 in1 Computer Tablet Test Model: **G105U** Prepared for Address : ShenZhen ZhiWei Technology Co., Ltd : East of 3F Bld 3, LiJinCheng Industrial Park, Yousong Comm, Longhua Str, Longh...

lang:en score:26 filesize: 1.59 M page_count: 40 document date: 2023-06-21




[\[pdf\]](#) Test Report

Test Report 5 2G WLAN ShenZhen ZhiWei Technology Co Ltd G105U 2 in1 Computer Tablet 2A8SQ 2A8SQG105U g105u

Page 1 of 42 FCC ID: 2A8SQ-**G105U** Report No.: LCSA042123058EE FCC TEST REPORT For ShenZhen ZhiWei Technology Co., Ltd 2 in1 Computer Tablet Test Model: **G105U** Prepared for Address : ShenZhen ZhiWei Technology Co., Ltd East of 3F Bld 3, LiJinCheng Industrial Park, Yousong Comm, Longhua : Str, Longh...

lang:en score:26 filesize: 1.17 M page_count: 42 document date: 2023-06-20



[\[pdf\]](#) Test Report

FCC PART 15 news Test Report 5 8G WLAN ShenZhen ZhiWei Technology Co Ltd G105U 2 in1 Computer Tablet 2A8SQ 2A8SQG105U g105u


Page 1 of 41 FCC ID: 2A8SQ-**G105U** Report No.: LCSA042123058EH FCC TEST REPORT For ShenZhen ZhiWei Technology Co., Ltd 2 in1 Computer Tablet Test Model: **G105U** Prepared for Address : ShenZhen ZhiWei Technology Co., Ltd East of 3F Bld 3,LiJinCheng Industrial Park, Yousong Comm, Longhua : Str, Longh... lang:en score:26 filesize: 1.44 M page_count: 41 document date: 2023-06-21



[\[pdf\]](#) Test Report

FCC PART 15 news Test Report 5 3 5G WLAN ShenZhen ZhiWei Technology Co Ltd G105U 2 in1 Computer Tablet 2A8SQ 2A8SQG105U g105u

Page 1 of 50 FCC ID: 2A8SQ-**G105U** Report No.: LCSA042123058EF FCC TEST REPORT For ShenZhen ZhiWei Technology Co., Ltd 2 in1 Computer Tablet Test Model: **G105U** Prepared for Address : ShenZhen ZhiWei Technology Co., Ltd East of 3F Bld 3,LiJinCheng Industrial Park, Yousong Comm, Longhua : Str, Longh... lang:en score:25 filesize: 2.14 M page_count: 50 document date: 2023-06-21



[\[pdf\]](#) Test Report SAR Rating

EMC TRF Template eie RF Exposure SAR Report Part1 ShenZhen ZhiWei Technology Co Ltd G105U 2 in1 Computer Tablet 2A8SQ 2A8SQG105U g105u

Page 1 of 87 FCC ID: 2A8SQ-**G105U** Report No.: LCSA042123058EB SAR TEST REPORT For ShenZhen ZhiWei Technology Co., Ltd 2 in1 Computer Tablet Test Model: **G105U** Additional Model No.: / Prepared for Address : ShenZhen ZhiWei Technology Co., Ltd : East of 3F Bld 3,LiJinCheng Industrial Park, Yousong ... lang:en score:25 filesize: 5.45 M page_count: 65 document date: 2023-06-21

Page 1 of 21 Report No.: LCSA042123062EB

RADIO TEST REPORT

For
ShenZhen ZhiWei Technology Co., Ltd
2 in1 Computer Tablet
Test Model: G105U

Prepared for
Address :
ShenZhen ZhiWei Technology Co., Ltd
4th-5th Floor, Bld 6 and East side of 3rd Floor Bld 3,
LiJinCheng Industrial Park, Yousong Community,
Longhua Street, Longhua District, Shenzhen, China

Prepared by
Address :
Shenzhen LCS Compliance Testing Laboratory Ltd
Room 101, 201, Building A and Room 301, Building C,
Jug Industrial Park, Yalanqiaozhen, Shaling Street,
Baoan District, Shenzhen, Guangdong, China
Tel : (+86)755-82591330
Fax : (+86)755-82591332
Web : www.LCS-cert.com
Mail : webmaster@LCS-cert.com

Date of receipt of test sample : April 21, 2023
Number of tested samples : 2
Serial number : Prototype
Date of Test : April 21, 2023 ~ June 08, 2023
Date of Report : June 08, 2023

Shenzhen LCS Compliance Testing Laboratory Ltd
Tel: Room 101, 201, Building A and Room 301, Building C, Jug Industrial Park, Yalanqiaozhen, Shaling Street,
Baoan District, Shenzhen, Guangdong, China
Tel: (+86)755-82591330 Fax: (+86)755-82591332
Web: www.LCS-cert.com Email: webmaster@LCS-cert.com

[pdf] Test Report

TELEC LEO RADIO TEST REPORT For ShenZhen ZhiWei Technology Co Ltd 2 Jun 8 2023 · Antenna 1
FPC 3 35dBi Max WIFI 5 6G Band Frequency Range 5500 5720MHz Channel Number 12 Channels for
20MHz bandwidth 219 239195 02 009 tele soumu go jp giteki SearchServlet2 PageID jt01 ATF
121460009 |||

Page 1 of 21 Report No.: LCSA042123062EB RADIO TEST REPORT For ShenZhen
ZhiWei Technology Co., Ltd 2 in1 Computer Tablet Test Model: **G105U** Prepared for
Address : ShenZhen ZhiWei Technology Co., Ltd : 4th-5th Floor, Bld 6 and East side
of 3rd Floor Bld 3, LiJinCheng Industrial Park, Yousong Commu...

lang:en score:16 filesize: 890.85 K page_count: 21 document date: 2023-06-21