

## DOOGEE Blade GT Ultra

# DOOGEE Blade GT Ultra 5G Rugged Smartphone User Manual

MODEL: BLADE GT ULTRA

## 1. Introduction

This manual provides essential information for the safe and efficient use of your DOOGEE Blade GT Ultra 5G Rugged Smartphone. Please read this manual thoroughly before operating the device and retain it for future reference.



Image: Front and back view of the DOOGEE Blade GT Ultra 5G Rugged Smartphone, highlighting its design and LED light effects.

### Key Features:

- **Processor:** MediaTek Dimensity 7300 Octa-Core (4nm process, up to 2.5GHz).
- **Memory & Storage:** 36GB RAM (16GB + 20GB expansion) and 512GB internal storage, expandable up to 2TB via TF card (DDR5 memory).
- **Display:** 6.72-inch FHD+ IPS display with 120Hz refresh rate.
- **Cameras:** 100MP AI main camera, 5MP wide-angle lens, and 32MP front camera.
- **Battery:** 5500mAh with 33W fast charging.
- **Operating System:** Android 14.
- **Durability:** IP68/IP69K/MIL-STD-810H certified for water, dust, and drop resistance.
- **Special Features:** Dynamic LED Light Effect, Fingerprint ID, Face Unlock, NFC, WiFi 6, GPS.

## 2. Setup

---

### 2.1 Unboxing and Package Contents

Carefully open the product packaging and ensure all items are present.

- 1 x DOOGEE Blade GT Ultra Rugged Smartphone
- 1 x Type-C USB Cable
- 1 x 33W Charger
- 1 x User Manual
- 1 x Warranty Card
- 1 x Packing Box



Image: The complete package contents of the DOOGEE Blade GT Ultra, laid out for inspection.

### 2.2 SIM Card and TF Card Installation

The device supports a Nano SIM + TF card in a 2-in-1 setup. Locate the SIM tray on the side of the phone. Use the provided SIM ejector tool to open the tray. Insert your Nano SIM card and/or TF card into the designated slots, ensuring correct orientation. Close the tray securely.

### 2.3 Initial Power On and Network Configuration

Press and hold the power button until the DOOGEE logo appears. Follow the on-screen prompts to complete the initial setup, including language selection, Wi-Fi connection, and Google account login. The device supports 5G networks (NR: N1/N3/N7/N8/N28/N38/N41/N77/N78/N79), FDD (B1/2/3/4/5/7/8/12/17/18/19/20/25/26/28AB/66), TDD (B34/38/39/40/41), WCDMA (B1/2/4/5/8), GSM (B2/3/5/8), and EDGE/GPRS. Verify compatibility with your local carrier.

## 3. Operating Instructions

---

### 3.1 Basic Navigation (Android 14)

Your device runs on Android 14, offering intuitive navigation. Swipe up from the bottom to access the app drawer, swipe down from the top for notifications and quick settings. Use gestures or the traditional navigation bar for home, back, and recent apps.

### 3.2 Smart Dynamic LED Light Effect

The Blade GT Ultra features dynamic LED lights on the back that can sync with music and notifications. These lights provide visual alerts for calls, messages, and app notifications. The transparent back cover enhances this design element.

# Notification Light Flaunt Your Style

Support mode  
Flicking / Breathing



Speed selection  
Slow / Normal / Fast



Image: The rear of the DOOGEE Blade GT Ultra with its dynamic LED notification lights illuminated.

## 3.3 Camera Usage

The device is equipped with a 100MP AI main camera, a 5MP wide-angle lens, and a 32MP front camera. Access the camera app from the home screen or app drawer. Select various modes such as HDR, Panorama, and Night Mode for different photographic scenarios. AI features like AI Erase, AI Background Replacement, AI Digital Portrait, and AI Portrait are available to enhance photos.



# Three Ways To Unlock Smart Lighting Phones

## 1 Tap the “Light Elf” icon



## 2 From the system settings interface



## 3 Start the light effect in the control panel



### 1 Light Effect Setting



### 2 Brightness Setting

Users can long press “Light Elf” button to enter the brightness setting interface.

Image: Examples of AI camera functions on the DOOGEE Blade GT Ultra, including AI Erase and AI Background Replacement.

## 3.4 Security Features

Unlock your phone using the side-mounted fingerprint sensor or Face Unlock for secure and convenient access. Configure these options in the device settings under 'Security & Privacy'.

## 3.5 Connectivity

- **Wi-Fi 6:** Provides stable and high-speed wireless internet connectivity.
- **NFC:** Supports Google Pay and mobile identification for contactless transactions.
- **GPS:** Integrated GPS, Glonass, Galileo, and Beidou systems offer reliable navigation.

## 3.6 Special Features

- **Glove Mode:** Allows for touchscreen operation while wearing gloves.
- **Super Clipboard:** Enhances clipboard functionality for improved productivity.
- **Battery Management:** Advanced settings to optimize battery usage and extend device life.

- **Dual MIC Noise Reduction:** Improves audio clarity during calls and recordings by reducing ambient noise.

## 4. Maintenance

---

### 4.1 Ruggedness and Durability

The DOOGEE Blade GT Ultra is IP68/IP69K/MIL-STD-810H certified, making it resistant to water, dust, and drops. While designed for durability, avoid intentional misuse or extreme conditions beyond its specified ratings.



Image: Visual representation of the DOOGEE Blade GT Ultra's waterproof, dustproof, and drop-proof features.

### 4.2 Battery Care

The 5500mAh battery provides extended usage. For optimal battery life, avoid fully discharging the device frequently. Utilize the 33W fast charging feature with the provided charger for efficient power replenishment. Avoid using unapproved chargers or cables.

### 4.3 Software Updates

Regularly check for and install system updates to ensure optimal performance, security, and access to the latest features of Android 14. Updates can be found in 'Settings > System > System update'.

## 5. Troubleshooting

---

If you encounter issues with your DOOGEE Blade GT Ultra, consider the following basic troubleshooting steps:

- **Device Unresponsive:** Press and hold the power button for 10-15 seconds to force a restart.
- **Network Connectivity Issues:** Check your SIM card installation, ensure mobile data is enabled, or toggle airplane mode on and off. For Wi-Fi, try restarting your router.
- **Camera Malfunction:** Clear the cache and data of the camera app in 'Settings > Apps'. If the issue persists, restart the device.
- **Battery Draining Quickly:** Reduce screen brightness, close unused apps, and check for background processes consuming excessive power in battery settings.

For more complex issues, refer to the 'Support' section for further assistance.

## 6. Specifications

---

Feature	Specification
Model Name	Blade GT Ultra
Operating System	Android 14
CPU Model	MediaTek Dimensity 7300 (4nm)
RAM Memory Installed Size	36 GB (16GB + 20GB expansion)
Memory Storage Capacity	512 GB (Expandable up to 2TB)
Screen Size	6.72 Inches
Resolution	1080 x 2400 (FHD+)
Refresh Rate	120 Hz
Battery Capacity	5500 Milliamp Hours
Charging	33W Fast Charging
Main Camera	100 MP AI
Front Camera	32 MP
Durability	IP68/IP69K/MIL-STD-810H
Connectivity	5G, Wi-Fi 6, NFC, GPS (Glonass, Galileo, Beidou)
Item Weight	1 pounds
Dimensions	8 x 4 x 2 inches (Package)

## 7. Warranty and Support

### 7.1 Warranty Information

Your DOOGEE Blade GT Ultra 5G Rugged Smartphone comes with a 1-Year Warranty Service. Please refer to the included Warranty Card for detailed terms and conditions. Keep your proof of purchase for warranty claims.

### 7.2 Customer Support

For technical assistance, product inquiries, or warranty support, DOOGEE offers 7x24 Hours Customer Service. You can typically find contact information on the official DOOGEE website or through the retailer where you purchased the device.

## 8. Product Videos

### 8.1 DOOGEE Blade GT Ultra Overview

Your browser does not support the video tag.

Video: A comprehensive overview of the DOOGEE Blade GT Ultra, showcasing its design, features, and user experience.



### 8.2 DOOGEE Blade GT Ultra Durability Test

Your browser does not support the video tag.



Video: Demonstrates the ruggedness of the DOOGEE Blade GT Ultra, highlighting its resistance to water and impacts.



Related Documents - Blade GT Ultra

	<p><a href="#">DOOGEE N55 Smartphone Specifications and Features</a></p> <p>Detailed specifications for the DOOGEE N55 smartphone, including display, camera, processor, battery, connectivity, dimensions, and package contents. Learn about its Android 14 OS, 13MP AI main camera, and 5150mAh battery.</p>
	<p><a href="#">DOOGEE Tablet User Manual</a></p> <p>User manual for the DOOGEE tablet, covering setup, messaging, language settings, safety, and maintenance.</p>
	<p><a href="#">DOOGEE S61 / S61 PRO Rugged Industrial Smartphone - Technical Specifications</a></p> <p>Explore the detailed technical specifications of the DOOGEE S61 and S61 PRO rugged industrial smartphones. Learn about their Helio G35 processor, 6.0" IPS HD+ display, advanced camera systems (including SONY IMX350), 5180mAh battery, and robust IP68/IP69K/MIL-STD-810H durability.</p>
	<p><a href="#">DOOGEE Blade GT User Manual: Safety, SAR, Specifications, and Disposal</a></p> <p>Official user manual for the DOOGEE Blade GT smartphone. Find detailed safety instructions, RF exposure (SAR) information, frequency band specifications, and guidelines for responsible product disposal.</p>



	<p><a href="#">DOOGEE Shoot 1 Smartphone Overview and Specifications</a></p> <p>A comprehensive overview of the DOOGEE Shoot 1 smartphone, detailing its key specifications, camera features, connectivity options, dimensions, and package contents. Includes essential battery safety warnings.</p>
	<p><a href="#">DOOGEE S61 Series User Manual</a></p> <p>User manual for the DOOGEE S61 Series smartphone, providing essential information on setup, safety, and features.</p>