

FONTOI 23.6-inch Tall Striped Planter (Set of 2)

FONTOI 23.6-inch Tall Planter Instruction Manual

Model: 23.6-inch Tall Striped Planter (Set of 2)

1. INTRODUCTION

Thank you for choosing the FONTOI 23.6-inch Tall Planter. This manual provides essential information for the proper setup, use, and maintenance of your new planters. Designed for both indoor and outdoor environments, these planters offer a stylish and functional solution for your plant display needs.



Image 1.1: Two FONTOI 23.6-inch tall white striped planters on a porch.

2. PRODUCT OVERVIEW

2.1 Features

- **Versatile Use:** Suitable for a wide range of plants, including tall outdoor plants, indoor trees, shrubs, and flowers. Ideal for gardens, patios, balconies, and indoor spaces.
- **Modern Design:** Features a sleek striped pattern that enhances the aesthetic appeal of any space, complementing various decor styles.
- **Durable Construction:** Manufactured from high-quality, UV-resistant plastic to prevent fading and cracking, ensuring longevity in diverse weather conditions.
- **Optimal Plant Health:** Includes an integrated insert shelf and drainage holes to facilitate proper water management and air circulation, promoting healthy plant growth.
- **Lightweight & Portable:** Designed to be lightweight for easy relocation, yet sturdy enough for stable placement.

2.2 Components

- 2 x FONTOI 23.6-inch Tall Planters

Product Details

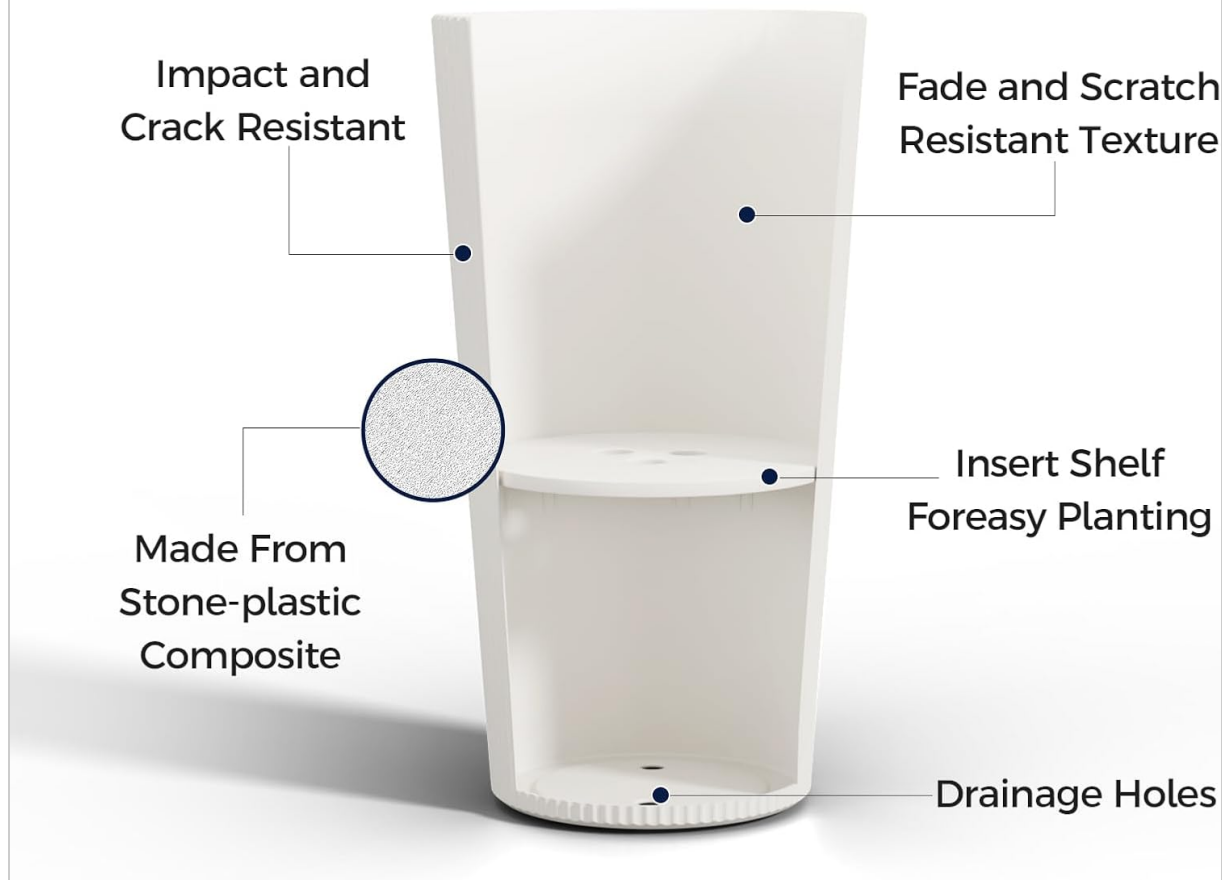


Image 2.1: Internal features and material composition of the FONTOI planter.



Image 2.2: Detailed views of the planter's internal structure, drainage, insert shelf, and surface texture.

3. SETUP

1. **Unpack:** Carefully remove the planters from their packaging. Inspect for any damage.
2. **Placement:** Choose a suitable location for your planter, considering sunlight requirements for your chosen plant and the planter's stability.
3. **Drainage:** The planters are equipped with drainage holes at the bottom. Ensure these holes are clear to prevent waterlogging. If using indoors, place a saucer or tray underneath to catch excess water.
4. **Insert Shelf:** The planter includes an internal insert shelf. This shelf can be used to reduce the amount of soil needed for smaller plants or to elevate the root ball of larger plants, making planting easier and more efficient.
5. **Add Soil:** Fill the planter with appropriate potting soil for your plant type.
6. **Plant:** Carefully place your plant into the planter and add more soil as needed, ensuring the plant is securely positioned.

4. USAGE

4.1 Planting Considerations

- **Plant Selection:** These 23.6-inch tall planters are ideal for plants that require deep root space or for creating a visual impact with taller plants.
- **Soil Type:** Use high-quality potting mix suitable for your specific plants.
- **Watering:** Water thoroughly until water drains from the bottom holes. The drainage system helps prevent overwatering, but regular monitoring of soil moisture is recommended.

4.2 Indoor and Outdoor Application

The FONTOI planters are designed for versatile use in both indoor and outdoor settings.



Image 4.1: Planter used on an outdoor balcony.



Image 4.2: Planter used indoors near a window.

5. MAINTENANCE

- **Cleaning:** Wipe the planters with a damp cloth to remove dust and dirt. For stubborn stains, a mild soap solution can be used. Avoid abrasive cleaners that may damage the surface.
- **Durability:** The UV-resistant plastic construction helps maintain the planter's color and integrity over time.
- **Seasonal Care:** While durable, consider moving planters to a sheltered location during extreme weather conditions to prolong their lifespan.

6. TROUBLESHOOTING

- **Planter Toppling in Wind:** If using outdoors in windy conditions, the planter may be susceptible to toppling, especially if the plant is top-heavy or the planter is not sufficiently weighted. To mitigate this, consider adding heavy material (e.g., rocks, gravel, sandbags) to the bottom of the planter before adding soil, or relocate the planter to a more sheltered area.
- **Poor Drainage:** Ensure the drainage holes at the bottom of the planter are not blocked by soil or debris. Clear them if necessary to allow proper water flow.



Image 7.1: Product dimensions and scale.

Attribute	Detail
Brand	FONTOI
Model	23.6-inch Tall Striped Planter (Set of 2)
Material	Plastic (Stone-plastic Composite)
Color	White
Dimensions (Overall)	13"D x 13"W x 23.6"H
Special Feature	Drainage Hole, Insert Shelf
Indoor/Outdoor Usage	Outdoor, Indoor
Mounting Type	Floor Standing

Attribute	Detail
Item Weight	12.77 pounds (for the set)
UPC	683125298721




8. WARRANTY AND SUPPORT

For any questions, concerns, or support regarding your FONTOI 23.6-inch Tall Planters, please refer to the retailer's customer service channels or visit the official FONTOI brand store online. Specific warranty details may vary by retailer and region.

For additional information, you may visit the [FONTOI Store](#).

© 2025 FONTOI. All rights reserved.

Related Documents - 23.6-inch Tall Striped Planter (Set of 2)

	<p>Dexceder Self-Watering Hanging Planter Assembly and Usage Guide</p> <p>Step-by-step instructions for assembling the Dexceder self-watering hanging planter, including tips for use and maintenance. Learn how to fit the pot together and best practices for planting and watering.</p>
	<p>UpBoards DIY Flower Pot Assembly Instructions</p> <p>A concise guide from UpBoards on how to assemble a DIY flower pot without a base plate, detailing materials, steps, and tips for a durable and functional planter. UpBoards specializes in plastic waste solutions.</p>
	<p>Planter Assembly, Use, and Warranty Guide</p> <p>Comprehensive guide for assembling, using, caring for, and understanding the warranty for your planter. Includes step-by-step assembly, daily tips, maintenance advice, troubleshooting, and warranty details.</p>

<div><p>Product Overview</p><p>These planters are made from durable metal with a non-rustable finish. They feature mounting holes, a universal mounting plate, drainage holes, and a universal drainage plug. They are designed for indoor and outdoor use.</p><p>Daily Use Tips</p><ul style="list-style-type: none">• Before using, please check the product label for safety instructions.• The planters are designed for indoor and outdoor use.• The planters are designed for indoor and outdoor use.• The planters are designed for indoor and outdoor use.<p>Care</p><ul style="list-style-type: none">• Before using, please check the product label for safety instructions.• The planters are designed for indoor and outdoor use.• The planters are designed for indoor and outdoor use.• The planters are designed for indoor and outdoor use.<p>Maintenance</p><ul style="list-style-type: none">• Before using, please check the product label for safety instructions.• The planters are designed for indoor and outdoor use.• The planters are designed for indoor and outdoor use.• The planters are designed for indoor and outdoor use.<p>Installation</p><ul style="list-style-type: none">• Before using, please check the product label for safety instructions.• The planters are designed for indoor and outdoor use.• The planters are designed for indoor and outdoor use.• The planters are designed for indoor and outdoor use.</div>	<p>Durable Metal Planter: Product Overview, Care, and Troubleshooting Guide</p> <p>Comprehensive guide to durable metal planters, covering product overview, daily use tips, cleaning instructions, maintenance advice, and troubleshooting common issues for indoor and outdoor use.</p>
	<p>Three-Tiered Bamboo Planter - Indoor/Outdoor Use, 100 lbs Capacity</p> <p>Detailed overview of the three-tiered bamboo planter, highlighting its indoor/outdoor suitability, rectangular design, 100 lbs weight capacity, and included installation instructions.</p>
<div><p>Valencia Planter Instructions & Potting Guide - Models 5873, 5874, 5875</p><p>These planters are made from durable metal with a non-rustable finish. They feature mounting holes, a universal mounting plate, drainage holes, and a universal drainage plug. They are designed for indoor and outdoor use.</p><p>General Information</p><ul style="list-style-type: none">• Before using, please check the product label for safety instructions.• The planters are designed for indoor and outdoor use.• The planters are designed for indoor and outdoor use.• The planters are designed for indoor and outdoor use.<p>Drainage Hole</p><p>Before using, please check the product label for safety instructions.</p><p>Product Dimensions</p><p>Before using, please check the product label for safety instructions.</p><p>MAYNE</p></div>	<p>Valencia Planter Instructions & Potting Guide - Models 5873, 5874, 5875</p> <p>Comprehensive instructions for setting up and potting MAYNE Valencia Planters (Models 5873, 5874, 5875). Includes dimensions, material, care tips, and drainage hole drilling guide for indoor and outdoor use.</p>