

Tractive Tractive GPS Dog Tracker

Tractive GPS Dog Tracker (2025 Release) Instruction Manual

Model: Tractive GPS Dog Tracker

Brand: Tractive



1. INTRODUCTION

This manual provides detailed instructions for the setup, operation, and maintenance of your Tractive GPS Dog Tracker (2025 Release). This device is designed to help you monitor your dog's location, activity, and health, ensuring their safety and well-being.

Key features include:

- **Real-time GPS Tracking:** Monitor your dog's live location with frequent updates.
- **Virtual Fences:** Create safe zones and receive alerts if your dog leaves them.
- **Location History:** Review past movements to understand your dog's roaming patterns.
- **Health Alerts & Bark Monitoring:** Track sleep, activity, and barking patterns for early detection of potential health changes.
- **Durable Design:** Lightweight, waterproof, and built for outdoor adventures.
- **Long-lasting Battery:** Enjoy extended battery life with power-saving features.

A subscription plan is required for the tracker to function, covering the integrated SIM card and data costs.

2. SETUP GUIDE

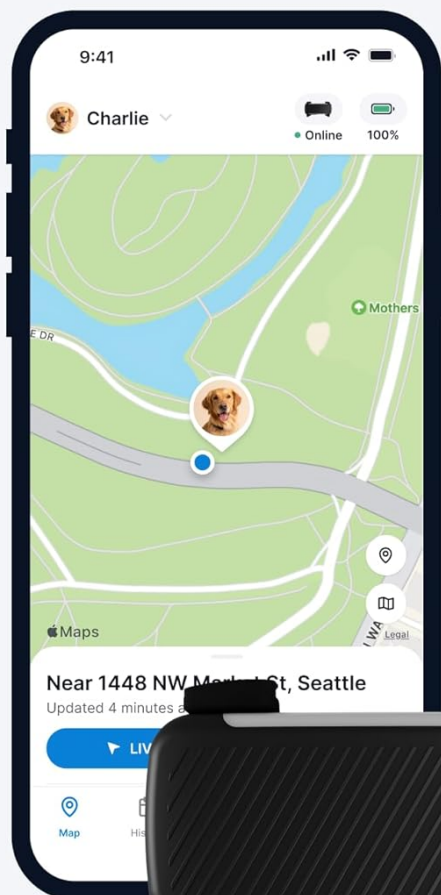
Follow these steps to set up your Tractive GPS Dog Tracker:

1. **Charge the Tracker:** Before first use, fully charge your Tractive GPS Tracker using the provided charging cable. Connect the cable to the tracker and a USB power source.
2. **Download the Tractive GPS App:** Download the free Tractive GPS app from your smartphone's app store (available for iOS and Android).
3. **Create an Account and Activate:** Open the app, create a new account, and follow the on-screen instructions

to activate your tracker. You will be prompted to choose a subscription plan during this process.

4. **Attach to Collar:** Securely attach the tracker to your dog's collar using the included rubber mount. Ensure it is snug but comfortable for your pet.

Peace of mind. Easy as 1-2-3.




1

**Order
your tracker**

2

**Download the free
Tractive GPS app**



3

**Choose a
subscription**

During device activation



Figure 2.1: Overview of the Tractive GPS Tracker setup process, including app download and subscription activation.



Figure 2.2: The Tractive GPS Tracker securely attached to a dog's collar.

3. OPERATING INSTRUCTIONS

Once your tracker is set up and active, you can utilize its features through the Tractive GPS app:

3.1 Real-time GPS Tracking

Open the Tractive GPS app to view your dog's current location on a map. The tracker provides location updates every 2-3 seconds, allowing for precise real-time monitoring. This feature is crucial for quickly locating your pet if they wander off.

3.2 Virtual Fences (Safe Zones)

Create custom safe zones (virtual fences) within the app. You will receive instant notifications on your smartphone if your dog enters or exits these predefined areas. This is ideal for securing your home, yard, or other frequently visited locations.

3.3 Location History

The app stores your dog's past movements, allowing you to review their location history. This can help you understand their routines and identify common routes or areas they explore.

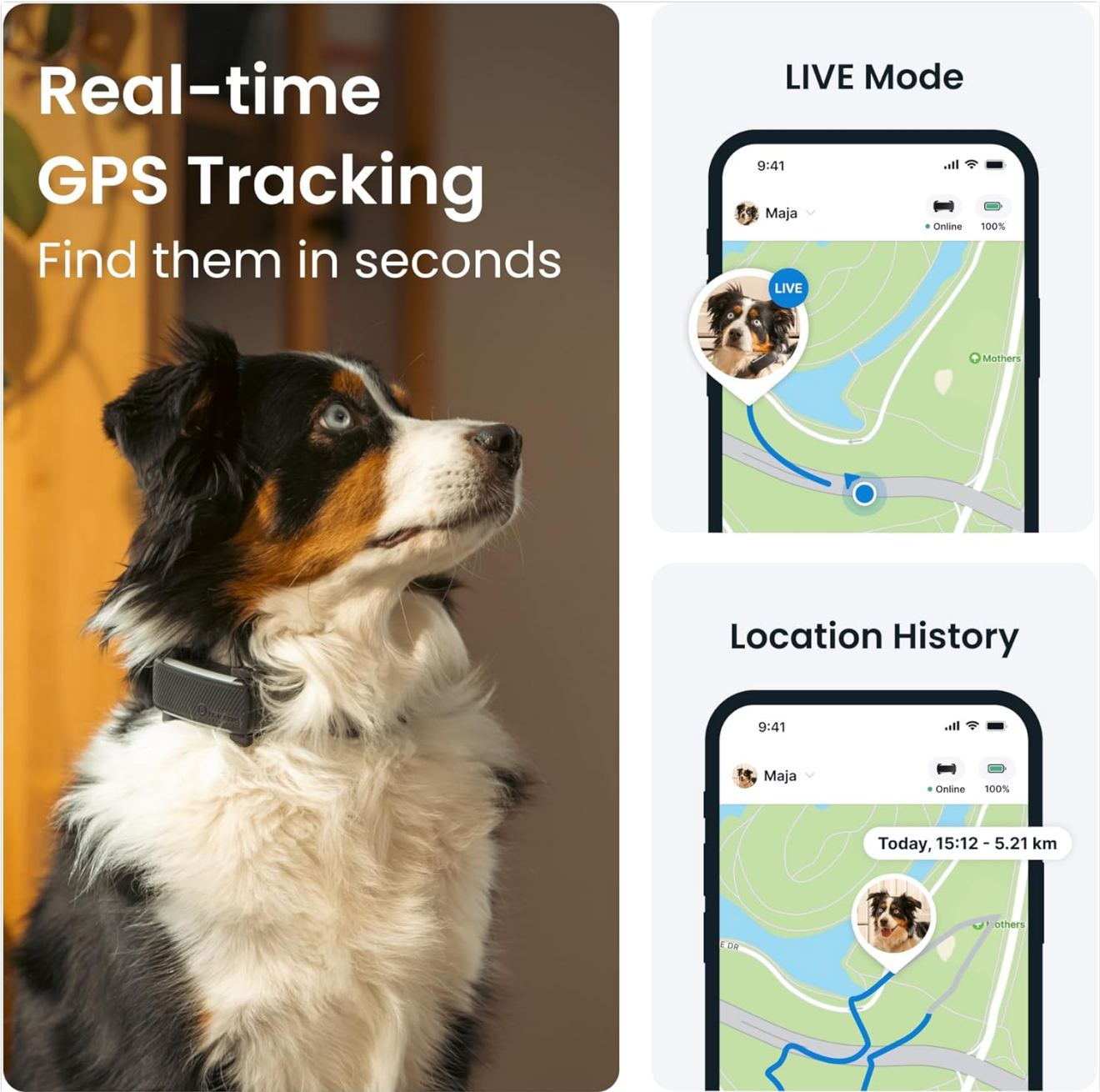


Figure 3.1: Real-time GPS tracking and location history features in the Tractive app.

Designed for Tractive DOG 6



**Add extra protection
to your tracker**

Figure 3.2: Virtual fence and danger alert features for enhanced pet safety.

3.4 Health Alerts & Bark Monitoring

The Tractive GPS Tracker monitors your dog's activity levels, sleep patterns, and barking frequency. If the app detects significant changes from their usual behavior, such as decreased activity or unusual barking, you will receive an alert. These alerts can help you identify potential health issues early and consult with your veterinarian.

Get Health Alerts


Detect potential issues early



Activity alert

Bob is less active than usual.
You should talk to your vet.

Wellness Score



82

Bob is doing well

Activity Monitoring



🕒 Minutes Avg

100 min Ø

🔥 Day Calories

300 kcal

Figure 3.3: Health and activity monitoring features of the Tractive GPS Tracker.

4. MAINTENANCE

4.1 Charging the Battery

The tracker's battery can last up to 10 days, with extended life possible when using Power Saving Zones (e.g., when connected to Wi-Fi at home). Charge the tracker regularly using the provided USB charging cable. A full charge ensures continuous tracking and monitoring.

4.2 Cleaning and Care

The Tractive GPS Tracker is waterproof and designed for outdoor use. To clean, wipe the device with a damp cloth. Avoid using harsh chemicals or abrasive materials. Ensure the charging contacts are clean and dry before charging.

4.3 Durability

The tracker is built to be rugged and withstand various outdoor conditions. However, avoid unnecessary impacts or extreme temperatures to prolong its lifespan.

5. TROUBLESHOOTING

If you encounter issues with your Tractive GPS Dog Tracker, consider the following:

- **No Location Updates:**
 - Ensure the tracker is charged.
 - Verify that LTE cellular coverage is available in the tracker's location.
 - Check your subscription status in the Tractive GPS app.
 - Restart the tracker and the app.
- **Short Battery Life:**
 - Ensure Power Saving Zones are configured for areas with Wi-Fi coverage.
 - Frequent use of live tracking mode can drain the battery faster.
 - Check for any app or firmware updates.
- **App Not Connecting:**
 - Ensure your smartphone has a stable internet connection.
 - Update the Tractive GPS app to the latest version.
 - Restart your smartphone.
- **Inaccurate Location:**
 - GPS accuracy can be affected by dense foliage, tall buildings, or indoor environments.
 - Ensure the tracker has a clear view of the sky for optimal GPS signal reception.

For further assistance, refer to the support section below.

6. SPECIFICATIONS


Brand	Tractive
Model	Tractive GPS Dog Tracker (2025 Release)
ASIN	B0DW88LC68
Material	Plastic
Style	Tracker w/ Cover
Included Components	Tractive GPS Tracker, Yellow Cover, SIM Card, Charging Cable, Rubber Mount
Specific Uses	Pet Monitoring, Location Tracking, Health & Activity Monitoring
Special Features	Geo-Fence, Real Time Tracking, Health Alerts, Bark Monitoring
Connectivity Technology	Cellular (LTE)
Supported Application	Tractive GPS App
Dimensions (Tracker)	Approximately 2.8 inches (length) x 1.1 inches (width)
Weight (Tracker)	Approximately 1.4 ounces

Minimum Pet Weight	8.8 lbs and above
--------------------	-------------------

Small & Compact



Ideal for dogs
8.8 lbs and above



1.4 oz

Also included:



Charging
cable



Rubber
mount

Figure 6.1: Physical specifications and included components of the Tractive GPS Tracker.

7. WARRANTY INFORMATION







Tractive offers a **30-day money-back guarantee**. For specific warranty terms and conditions, please refer to the official Tractive website or contact customer support.

8. CUSTOMER SUPPORT

For any questions, technical assistance, or support regarding your Tractive GPS Dog Tracker, please visit the official Tractive support page or contact their customer service team. Support resources are also available directly through the Tractive GPS app.

You can find more information and contact details on the [Tractive Support Website](#).

Related Documents - Tractive GPS Dog Tracker

	<p>Tractive DOG 6 User Manual: Setup, Features, and Troubleshooting</p> <p>Comprehensive user manual for the Tractive DOG 6 GPS tracker, covering setup, features like live tracking and virtual fences, wellness monitoring, battery life, and troubleshooting LED states. Includes instructions in multiple languages.</p>
	<p>Tractive GPS Tracker: Frequently Asked Questions & Troubleshooting Guide</p> <p>A comprehensive guide to activating Tractive GPS trackers, understanding subscription plans, troubleshooting common issues like position updates, LIVE tracking, battery charging, and notifications.</p>
	<p>Tractive DOG 6 User Manual - GPS Pet Tracker</p> <p>User manual for the Tractive DOG 6 GPS tracker, covering setup, charging, features like live tracking and virtual fences, and troubleshooting.</p>
	<p>Tractive GPS and Wellness Monitoring: Quick Start Guide</p> <p>A guide to setting up and using the Tractive GPS and Wellness Monitoring device for pets, covering tracker status, blinking lights, collar attachment, and charging.</p>
	<p>Tractive GPS DOG Quick Start Guide - Setup and Usage</p> <p>Concise guide for setting up and using the Tractive GPS DOG device. Learn how to charge, download the app, activate the tracker, and attach it to your dog's collar.</p>
	<p>Tractive Dog XL Tracker Safety Information and Compliance Guide</p> <p>Comprehensive safety information, compliance statements (FCC, EU, ISED Canada), battery operation guidelines, disposal instructions, and technical specifications for the Tractive Dog XL tracker, model TG4XL.</p>

