Manuals+
Q & A | Deep Search | Upload

Belkin AUD009fqBK

Belkin SoundForm Surround Bluetooth Over-Ear Headphones User Manual

Model: AUD009fqBK

Introduction

Thank you for choosing the Belkin SoundForm Surround Bluetooth Over-Ear Headphones. These headphones are designed to provide a high-quality audio experience with features like Environmental Noise Cancellation (ENC), long battery life, and comfortable wear. This manual will guide you through the setup, operation, and maintenance of your new headphones.

What's in the Box

- 1 x SoundForm Surround Headphones
- 1 x USB-C charging and audio cable
- 1 x 3.5mm AUX audio cable
- Quick Start Guide (not included in this digital manual)

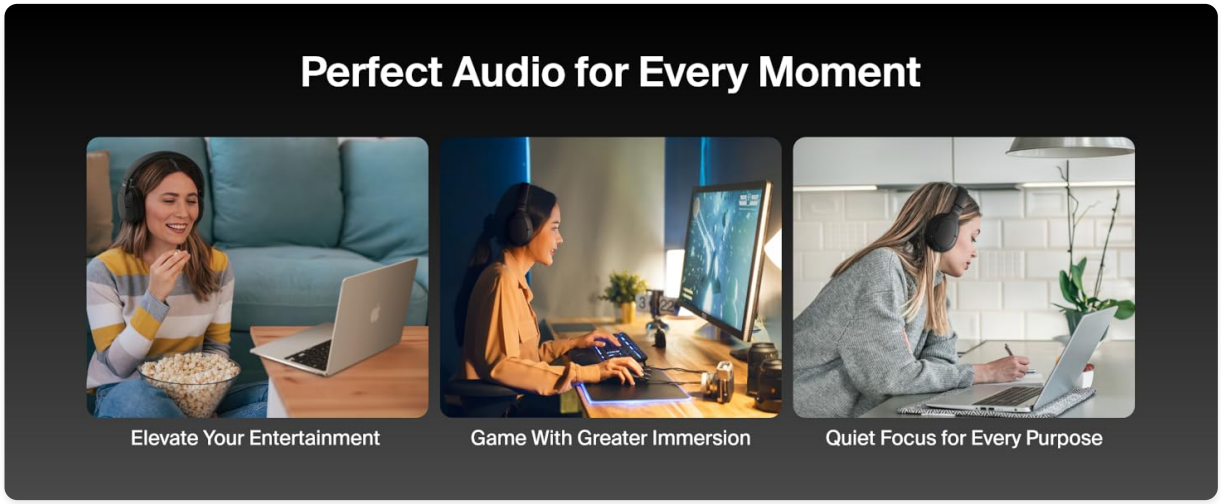

Image: Contents of the Belkin SoundForm Surround Headphones box.

Setup

1. Charging the Headphones

Before first use, fully charge your headphones. Use the provided USB-C charging cable to connect the headphones to a power source. A full charge provides up to 60 hours of playtime. A quick 10-minute charge can provide up to 6 hours of playtime.

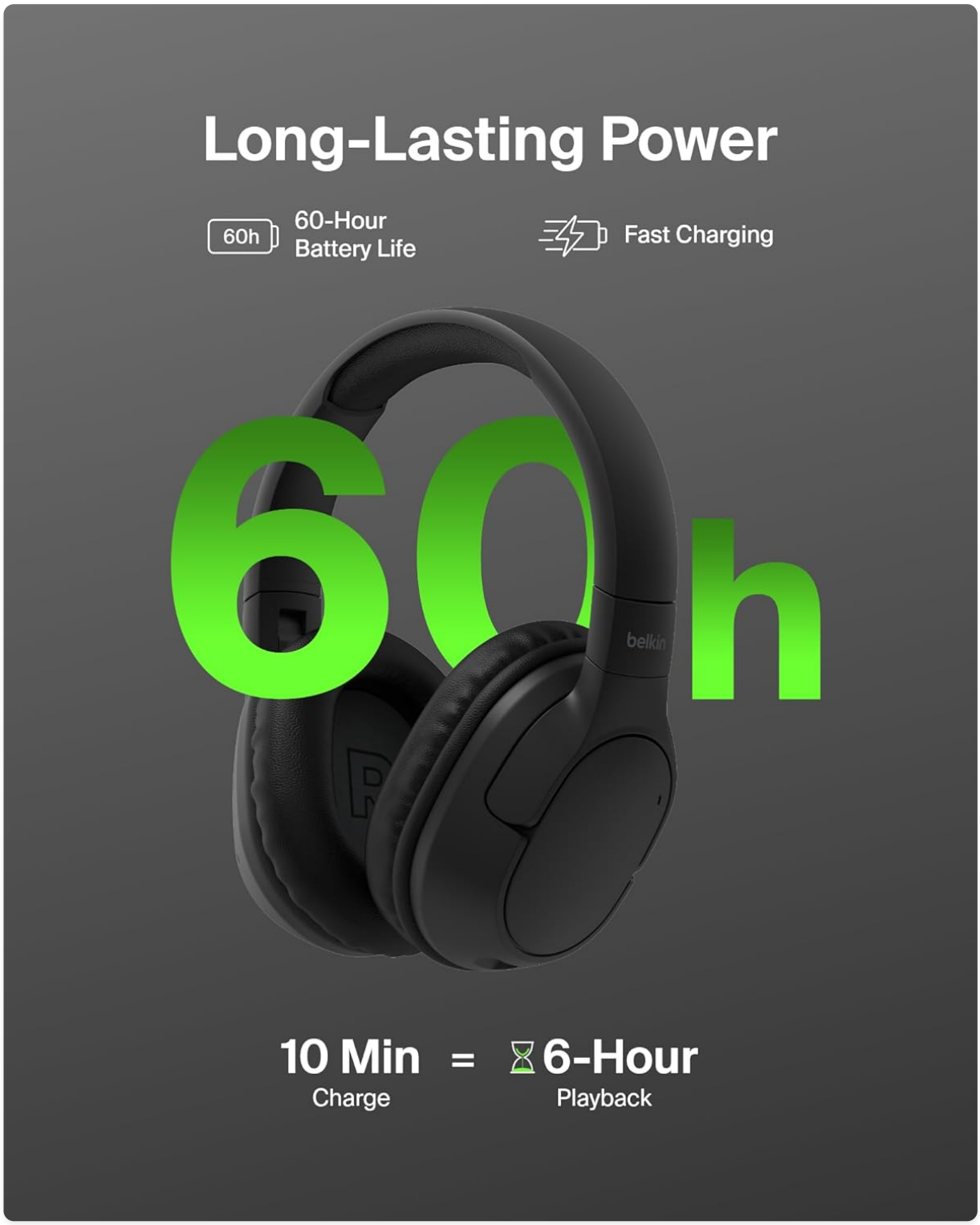

Image: Belkin SoundForm Surround Headphones highlighting long-lasting power and fast charging capabilities.

2. Wearing the Headphones

Adjust the headband length to ensure a comfortable and secure fit. Place the earcups over your ears, ensuring they fully cover them for optimal sound and noise cancellation. The plush earcups are designed for all-day comfort.

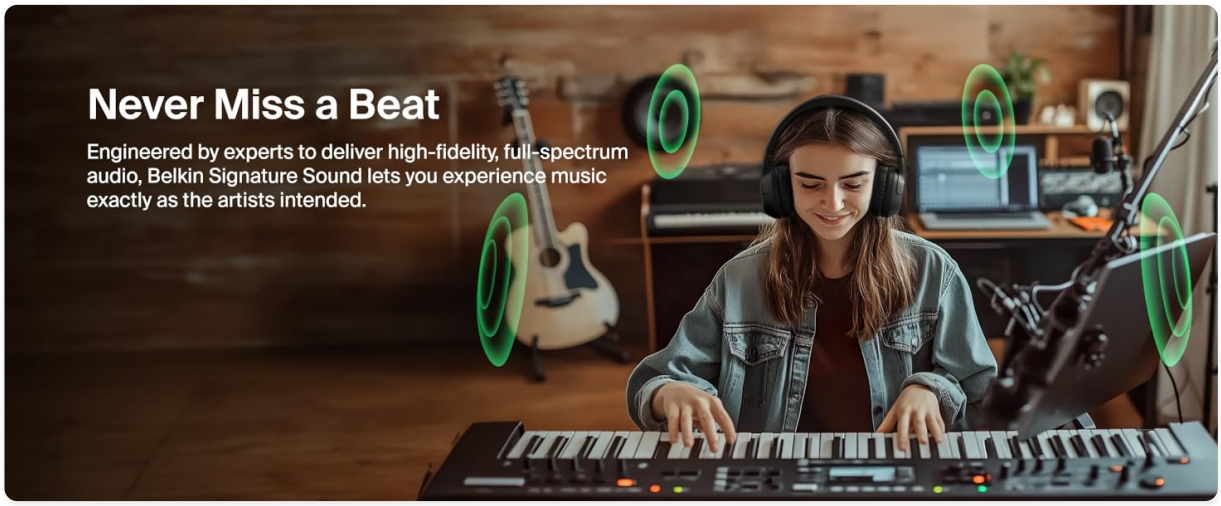

Image: Visual guide on how to properly wear the headphones.

3. Connecting via Bluetooth

1. **Power On:** Press and hold the power button on the right earcup for 2 seconds until the LED indicator flashes blue.
2. **Pairing Mode:** Press and hold the pairing button for 3 seconds until the LED flashes blue and red, indicating it's in pairing mode.
3. **Connect Device:** On your device (smartphone, tablet, laptop), go to Bluetooth settings and select 'Belkin SoundForm Surround' from the list of available devices.
4. **Multipoint Connection:** These headphones support Bluetooth Multipoint, allowing connection to two devices simultaneously. After connecting to the first device, put the headphones back into pairing mode and connect to the second device. The headphones will seamlessly switch between audio sources.

4. Wired Connection

For a wired connection, use the provided 3.5mm AUX audio cable. Plug one end into the headphone's 3.5mm audio port and the other end into your audio device's 3.5mm jack. This allows you to continue listening even if the battery is depleted.

Image: Connectivity options for the headphones.

Operating the Headphones

1. Controls

The headphones feature intuitive controls located on the earcups:

- **Power On/Off:** Press and hold the power button for 2 seconds.
- **Volume Control:** Use the '+' and '-' buttons to adjust volume.
- **Play/Pause:** Press the multi-function button once.
- **Next Track:** Press the multi-function button twice.
- **Previous Track:** Press the multi-function button three times.

- **Answer/End Call:** Press the multi-function button once during an incoming call.
- **Reject Call:** Press and hold the multi-function button for 2 seconds during an incoming call.
- **Activate Voice Assistant:** Press the multi-function button for 2 seconds.
- **Environmental Noise Cancellation (ENC):** Toggle the dedicated ANC button to activate or deactivate.

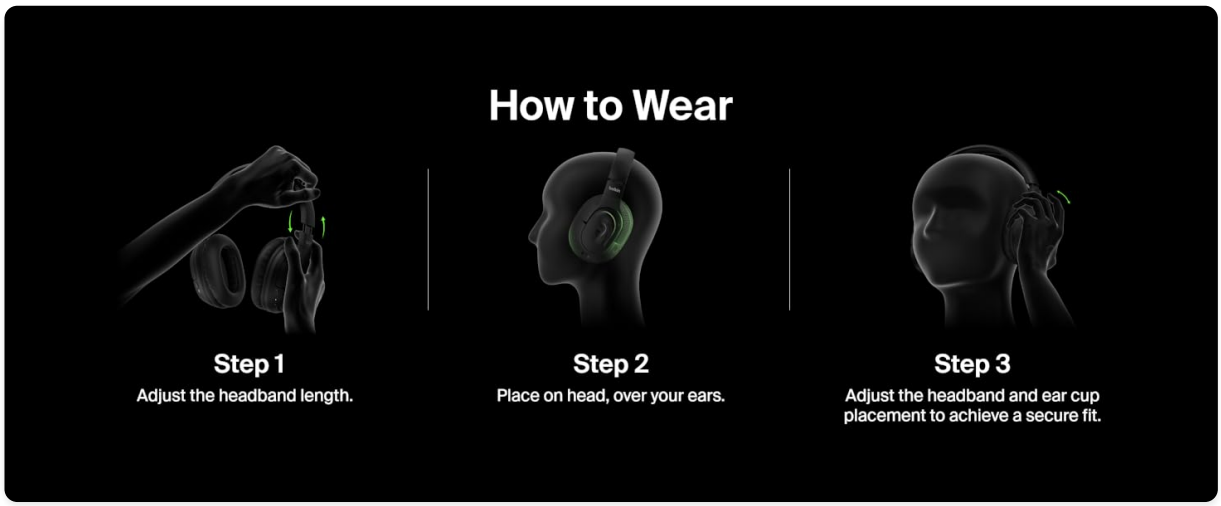

Image: Detailed view of headphone controls.

2. Sound Quality

Experience Belkin Signature Sound with 40mm drivers, delivering balanced high-fidelity audio with crisp treble, clear vocals, and rich bass. The sound profile is designed for an immersive listening experience across various audio content.

Image: Internal components of the 40mm driver.

3. Environmental Noise Cancellation (ENC)

The built-in microphone features advanced Environmental Noise Cancellation (ENC) technology. This technology reduces background noise during calls, ensuring your voice is heard clearly by the person on the other end.

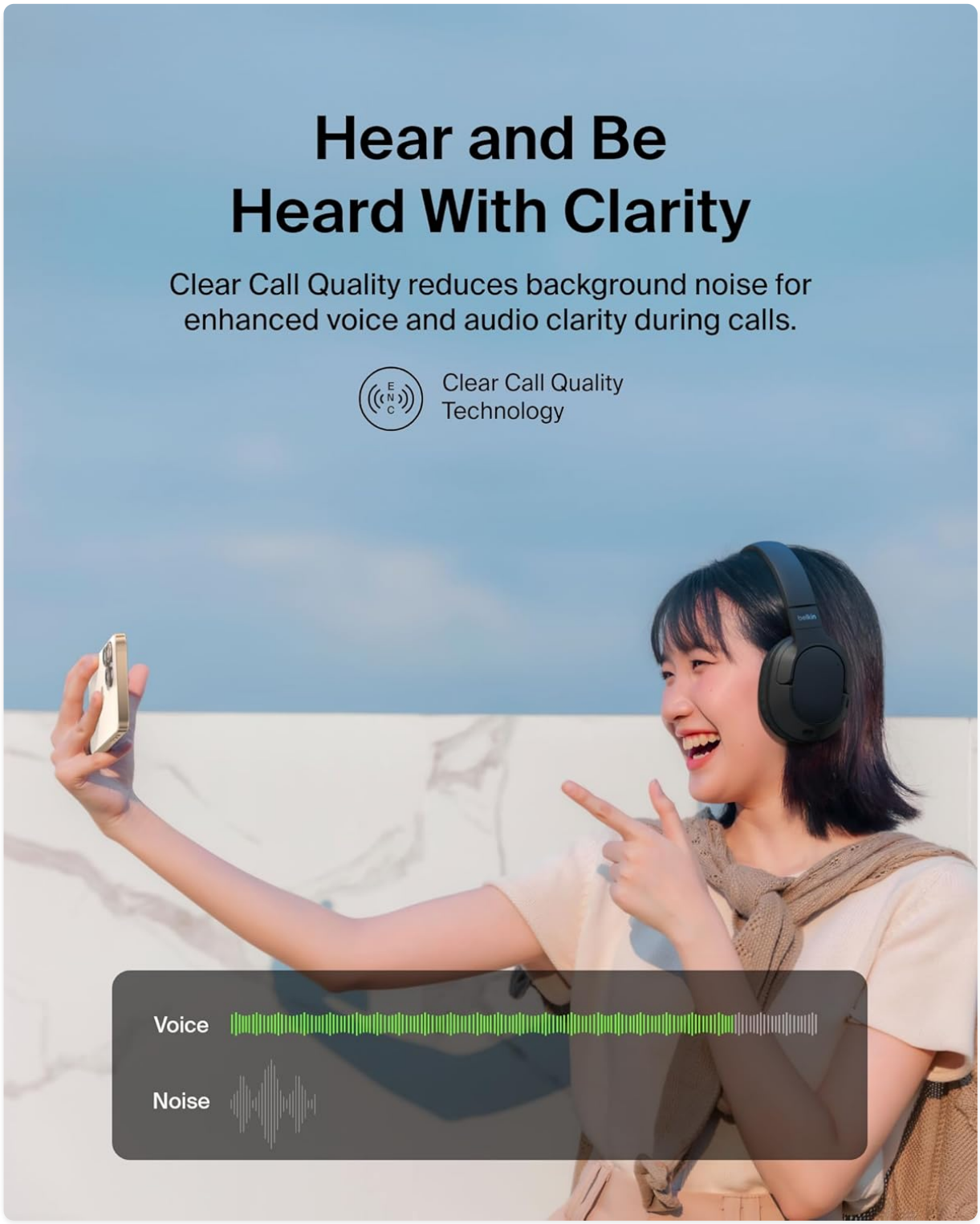

Image: Clear Call Quality with Environmental Noise Cancellation.

4. Portability and Comfort

The headphones feature a foldable design, making them compact and easy to carry for travel or storage. The plush, comfortable earcups provide an immersive listening experience and ensure comfort during extended use.

Image: Headphones folded for travel.

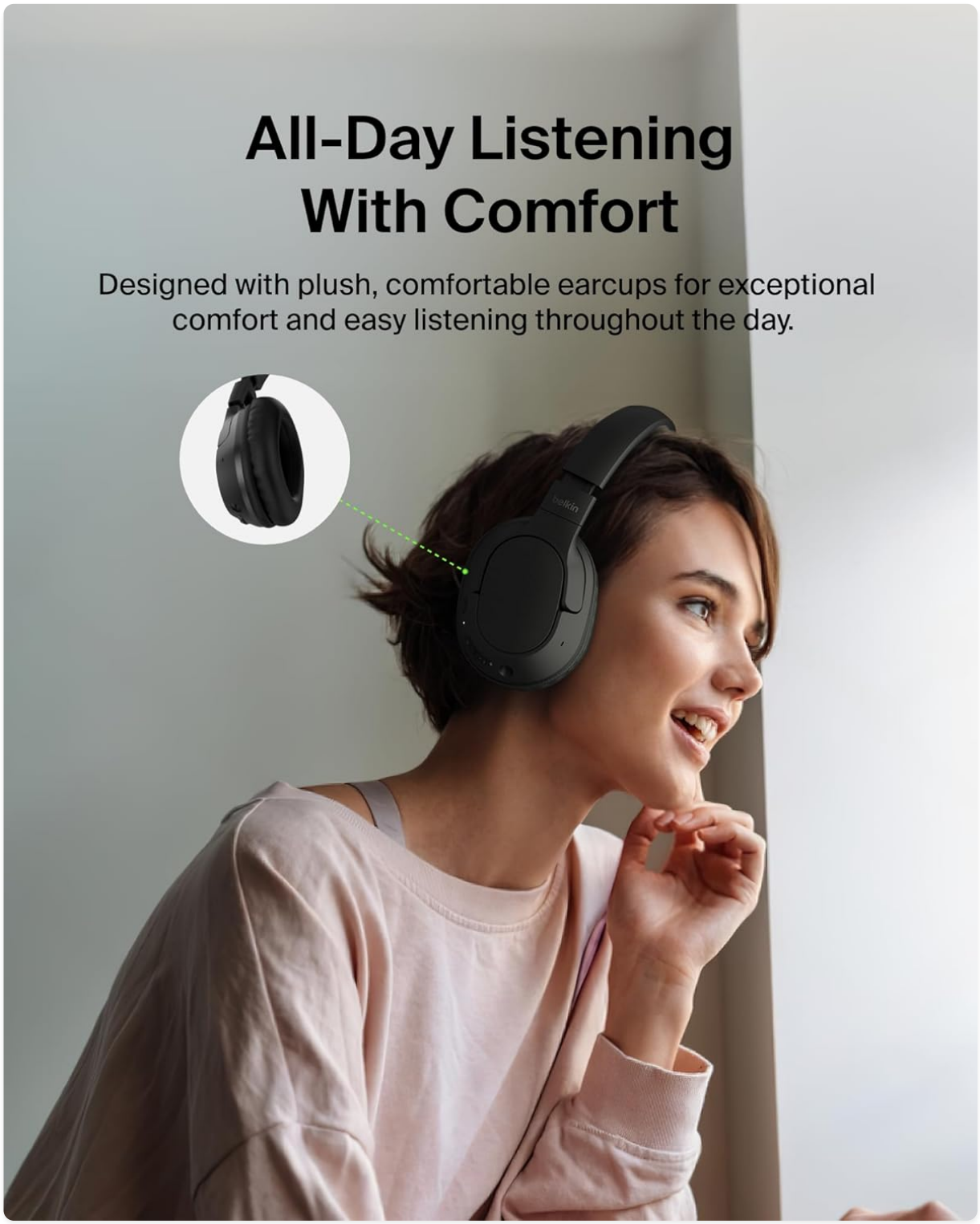

Image: All-day listening comfort with plush earcups.

Maintenance

To ensure the longevity and optimal performance of your Belkin SoundForm Surround Headphones, follow these maintenance guidelines:

- **Cleaning:** Use a soft, dry cloth to wipe the earcups and headband. Avoid using harsh chemicals or abrasive materials.
- **Storage:** When not in use, store the headphones in a cool, dry place. Utilize their foldable design to store them compactly and protect them from damage.
- **Avoid Moisture:** While the headphones are water-resistant, avoid prolonged exposure to water or extreme humidity.

- **Cable Care:** Handle the charging and audio cables gently to prevent fraying or damage.

Troubleshooting

If you encounter any issues with your headphones, refer to the following common solutions:

- **No Power:** Ensure the headphones are fully charged. Connect them to a power source using the USB-C cable.
- **Cannot Pair via Bluetooth:** Make sure the headphones are in pairing mode (flashing blue and red LED). Turn off and on your device's Bluetooth, then try reconnecting. Ensure the headphones are not already connected to another device.
- **No Sound:** Check the volume levels on both the headphones and your connected device. Ensure the correct audio output is selected on your device. If using a wired connection, ensure the 3.5mm cable is securely plugged in.
- **Poor Call Quality:** Ensure the microphone is not obstructed. If using ENC, verify it is activated. Move closer to your connected device to improve signal strength.
- **Intermittent Connection:** Ensure there are no obstacles between the headphones and your device. Avoid exceeding the 33-foot Bluetooth range.

If the issue persists, try resetting the headphones (refer to the quick start guide for specific reset instructions) or contact Belkin customer support.

Specifications

Feature	Specification
Model Name	Belkin SoundForm Surround Bluetooth Over-Ear Headphones
Model Number	AUD009fqBK
Connectivity Technology	Wireless (Bluetooth 5.4), Wired (3.5 mm Jack, USB Type C)
Audio Driver Type	Dynamic Driver (40mm)
Battery Life	Up to 60 Hours
Charging Time	10 minutes for 6 hours playtime (Fast Charging)
Bluetooth Range	33 Feet (10 meters)
Noise Control	Active Noise Cancellation (for calls)
Special Features	Multipoint Pairing, Foldable Design, Adjustable Headband
Material	Plastic, Fabric, Foam (42.93% post-consumer recycled materials)
Item Weight	0.16 ounces (approx. 4.54g)
Water Resistance Level	Waterproof
Compatible Devices	Apple iPhone (12-17 Series, Air), Samsung Galaxy (S22-S24 Series), Google Pixel (7-9), iPad Pro, Tablet, MacBook Pro, and other Bluetooth compatible devices.

Environmental Information

The Belkin SoundForm Surround Headphones are made with post-consumer recycled materials (42.93% total aggregate) and come in 100% plastic-free packaging. Every purchase contributes to reducing plastic waste.

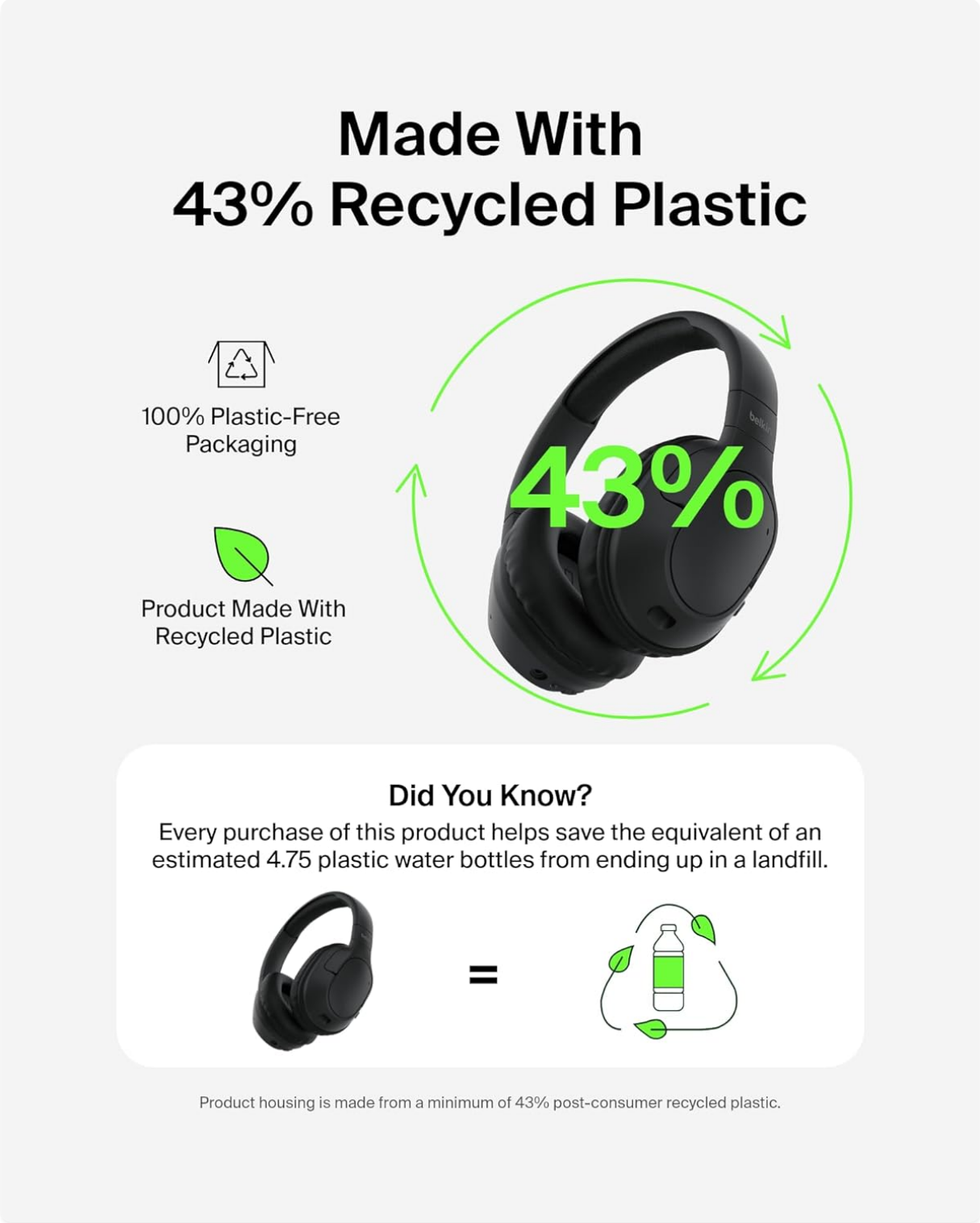

Image: Environmental commitment of the product.

Warranty and Support

Your Belkin SoundForm Surround Headphones come with a 2-year limited warranty, ensuring quality and reliability. For technical support, warranty claims, or further assistance, please visit the official Belkin support website or contact their customer service.

Image: Belkin 2-Year Warranty information.

Official Product Video

Your browser does not support the video tag.

Video: An official overview of the Belkin SoundForm Surround Over-the-Ear Headphones, showcasing their features and design.